
**Water safety signs and beach safety
flags —**

**Part 1:
Specifications for water safety signs
used in workplaces and public areas**

*Signaux de sécurité relatifs à l'eau et drapeaux de sécurité pour les
plages —*

*Partie 1: Spécifications des signaux de sécurité relatifs à l'eau utilisés
sur les lieux de travail et dans les lieux publics*



PDF disclaimer

This PDF file may contain embedded typefaces. In accordance with Adobe's licensing policy, this file may be printed or viewed but shall not be edited unless the typefaces which are embedded are licensed to and installed on the computer performing the editing. In downloading this file, parties accept therein the responsibility of not infringing Adobe's licensing policy. The ISO Central Secretariat accepts no liability in this area.

Adobe is a trademark of Adobe Systems Incorporated.

Details of the software products used to create this PDF file can be found in the General Info relative to the file; the PDF-creation parameters were optimized for printing. Every care has been taken to ensure that the file is suitable for use by ISO member bodies. In the unlikely event that a problem relating to it is found, please inform the Central Secretariat at the address given below.



COPYRIGHT PROTECTED DOCUMENT

© ISO 2008

All rights reserved. Unless otherwise specified, no part of this publication may be reproduced or utilized in any form or by any means, electronic or mechanical, including photocopying and microfilm, without permission in writing from either ISO at the address below or ISO's member body in the country of the requester.

ISO copyright office
Case postale 56 • CH-1211 Geneva 20
Tel. + 41 22 749 01 11
Fax + 41 22 749 09 47
E-mail copyright@iso.org
Web www.iso.org

Published in Switzerland

Contents

Page

Foreword.....	iv
Introduction	v
1 Scope	1
2 Normative references	1
3 Terms and definitions.....	2
4 Referents and categorization of water safety signs.....	2
4.1 General.....	2
4.2 Referent (safety meaning).....	2
4.3 Categorization of water safety signs	4
5 Standardized water safety signs	5

© ISO 2008. All rights reserved.
 Provided by IHS under license with ISO.
 No reproduction or networking permitted without license from IHS.

Foreword

ISO (the International Organization for Standardization) is a worldwide federation of national standards bodies (ISO member bodies). The work of preparing International Standards is normally carried out through ISO technical committees. Each member body interested in a subject for which a technical committee has been established has the right to be represented on that committee. International organizations, governmental and non-governmental, in liaison with ISO, also take part in the work. ISO collaborates closely with the International Electrotechnical Commission (IEC) on all matters of electrotechnical standardization.

International Standards are drafted in accordance with the rules given in the ISO/IEC Directives, Part 2.

The main task of technical committees is to prepare International Standards. Draft International Standards adopted by the technical committees are circulated to the member bodies for voting. Publication as an International Standard requires approval by at least 75 % of the member bodies casting a vote.

Attention is drawn to the possibility that some of the elements of this document may be the subject of patent rights. ISO shall not be held responsible for identifying any or all such patent rights.

ISO 20712-1 was prepared by Technical Committee ISO/TC 145, *Graphical symbols*, Subcommittee SC 2, *Safety identification, signs, shapes, symbols and colours*.

ISO 20712 consists of the following parts, under the general title *Water safety signs and beach safety flags*:

- *Part 1: Specifications for water safety signs used in workplaces and public areas*
- *Part 2: Specifications for beach safety flags — Colour, shape, meaning and performance*
- *Part 3: Guidance for use*

Introduction

There is a need to standardize a system giving safety information related to aquatic activity that relies as little as possible on the use of words to achieve understanding.

Continued growth in international trade, travel and mobility of labour requires a common method of communicating safety information.

Lack of standardization may lead to confusion and perhaps accidents.

The use of standardized safety signs does not replace proper work methods, instructions and accident prevention training and/or measures. Education is an essential part of any system that provides safety information.

This part of ISO 20712 is intended to be used by all Technical Committees within ISO charged with developing specific safety signing in places of aquatic activity to ensure that there is only one safety sign for each safety meaning. It is also intended that this part of ISO 20712 be revised regularly to include safety signs as they are standardized by ISO, and which conform to the principles given in ISO 3864-1 and the design criteria given in ISO 3864-3.

NOTE 1 Some countries' statutory regulations may differ in some respect from those given in this part of ISO 20712.

NOTE 2 Some countries may differ in some respect from the requirements given in this part of ISO 20712 in that they use the diamond geometric shape for warning signs.

Water safety signs and beach safety flags —

Part 1: Specifications for water safety signs used in workplaces and public areas

IMPORTANT — The colours represented in the electronic file of this part of ISO 20712 can be neither viewed on screen nor printed as true representations. Although the copies of this part of ISO 20712 printed by ISO have been produced to correspond (with an acceptable tolerance as judged by the naked eye) to the requirements of ISO 3864-1, it is not intended that these printed copies be used for colour matching. Instead, consult ISO 3864-1, which provides colorimetric and photometric properties, together with, as a guideline, references from colour order systems.

1 Scope

This part of ISO 20712 prescribes water safety signs intended for use in connection with the aquatic environment. It is intended for use by owners and operators of aquatic environments and by manufacturers of signs and equipment. However, it is not applicable to signalling used for maritime traffic.

The shape and colour required to be used for safety signs, as prescribed by ISO 3864-1, are given together with the graphical symbols contained within each sign. The water safety sign originals meet the design criteria of ISO 3864-3.

This part of ISO 20712 specifies the water safety sign originals that may be scaled for reproduction and application purposes.

This part of ISO 20712 includes water safety signs which require that supplementary text signs be used in conjunction with these water safety signs to improve comprehension.

NOTE The criteria of acceptability adopted by ISO/TC 145/SC 2 are given on website www.iso.org/tc145/sc2.

2 Normative references

The following referenced documents are indispensable for the application of this document. For dated references, only the edition cited applies. For undated references, the latest edition of the referenced document (including any amendments) applies.

ISO 3864-1, *Graphical symbols — Safety colours and safety signs — Part 1: Design principles for safety signs in workplaces and public areas*

ISO 3864-3, *Graphical symbols — Safety colours and safety signs — Part 3: Design principles for graphical symbols for use in safety signs*

ISO 9186-1, *Graphical symbols — Test methods — Part 1: Methods for testing comprehensibility*

ISO 17724, *Graphical symbols — Vocabulary*

3 Terms and definitions

For the purposes of this document, the terms and definitions given in ISO 17724 and the following apply.

3.1 aquatic environment
areas such as coastal and inland beaches and waterways, swimming pools and their facilities, and other bodies of water, slurry and other agricultural and industrial liquids storage

3.2 format of application
type of object on which the symbol or sign is intended to be used

3.3 referent
idea or object that a safety sign is intended to represent

3.4 safety sign original
safety sign with which a referent, a graphical representation and a description of the application are associated

4 Referents and categorization of water safety signs

4.1 General

The summaries in 4.2 and 4.3 are provided to facilitate the search for standardized water safety signs.

4.2 Referent (safety meaning)

Table 1 gives the list of referents in alphabetical order and provides the water safety sign functional reference number.

Table 1 — Summary of referents by alphabetical order

Referent (safety meaning)	Functional reference number
Boating area, warning	WSW016
Crocodiles, alligators or caymans, warning	WSW025
Deep shelving beach, warning	WSW024
Deep water, warning	WSW005
High surf or large breaking waves, warning	WSW023
Incoming tides, warning	WSW018
Keep children under supervision in the aquatic environment	WSM002
Kite surfing, warning	WSW020
No body boarding	WSP016
No diving	WSP005
No jumping into water	WSP014
No kite surfing	WSP018
No manually powered craft	WSP008
No mechanically powered craft	WSP009
No outdoor footwear	WSP013
No parasailing	WSP019
No personal water craft	WSP010
No pushing into water	WSP015
No running	WSP001
No sailing	WSP006
No sand yachting	WSP020
No snorkelling	WSP003
No sub-aqua diving	WSP004
No surf craft	WSP012
No surfing between the red-and-yellow flags	WSP017
No swimming	WSP002
No towed water activity	WSP011
No windsurfing	WSP007
Parasailing, warning	WSW021
Public rescue equipment	WSE001
Quicksand or mud/deep mud or silt, warning	WSW019
Sand yachting, warning	WSW017
Sewage effluent outfall, warning	WSW013
Shallow water (diving), warning	WSW006
Sharks, warning	WSW012

Table 1 (continued)

Referent (safety meaning)	Functional reference number
Slipway, warning	WSW002
Strong currents, warning	WSW015
Strong winds, warning	WSW022
Submerged objects, warning	WSW007
Sudden drop in swimming or leisure pools, warning	WSW008
Surf craft area, warning	WSW004
Thin ice, warning	WSW001
Towed water activity area, warning	WSW003
Tsunami evacuation area	WSE002
Tsunami evacuation building	WSE003
Tsunami hazard zone, warning	WSW014
Unprotected edges, warning	WSW009
Unstable cliff, warning	WSW011
Unstable cliff edge, warning	WSW010
Wear personal flotation devices	WSM001

4.3 Categorization of water safety signs

Water safety signs are categorized according to their function as follows:

- E is the category for means of escape and emergency equipment signs (safe condition signs);
- M is the category for mandatory action signs;
- P is the category for prohibition signs;
- W is the category for warning signs.

Table 2 summarizes the standardized safety signs used in workplaces and public areas in terms of function category, graphical symbol and geometric shape and colour as specified in ISO 3864-1.

5 Standardized water safety signs

Tables 3 to 6 give safety sign originals in a uniform 70 mm size with corner marks to enable accurate enlargement and reduction scaling. The sign illustrations are shown without borders in order to allow for consistent reproduction scaling, though the use of borders is encouraged as defined by ISO 3864-1. The safety signs should be reproduced exactly as shown in Tables 3 to 6. However some degree of graphical modification is permitted when cultural differences or special application formats need to be considered, provided the original meaning is retained and comprehension of the sign is maintained. Consistent reproduction and use of these safety signs will lead to a progressively improved degree of comprehension at the international level.

In cases where the orientation of the symbol is not essential to its meaning, the orientation may be changed.

A graphical symbol may be depicted in outline or filled-in form.

Tables 3 to 6 present the safety sign originals according to their category as follows:

— E	Means of escape and emergency equipment signs (safe condition signs)	see Table 3
— M	Mandatory action signs	see Table 4
— P	Prohibition signs	see Table 5
— W	Warning signs	see Table 6

Tables 3 to 6 also give a description of the application used for each safety sign.

Table 2 — Summary of all safety signs
















Safety sign, reference number and referent	Category			
	E	M	P	W
	Means of escape and emergency equipment signs	Mandatory action signs	Prohibition signs	Warning signs
<p>Safety sign</p> <p>Reference number Referent</p>	 <p>WSE001 Public rescue equipment</p>	 <p>WSM001 Wear personal flotation devices</p>	 <p>WSP001 No running</p>	 <p>WSW001 Warning; Thin ice</p>
<p>Safety sign</p> <p>Reference number Referent</p>	 <p>WSE002 Tsunami evacuation area</p>	 <p>WSM002 Keep children under supervision in the aquatic environment</p>	 <p>WSP002 No swimming</p>	 <p>WSW002 Warning; Slipway</p>
<p>Safety sign</p> <p>Reference number Referent</p>	 <p>WSE003 Tsunami evacuation building</p>	<p>—</p>	 <p>WSP003 No snorkelling</p>	 <p>WSW003 Warning; Towed water activity area</p>
<p>Safety sign</p> <p>Reference number Referent</p>	<p>—</p>	<p>—</p>	 <p>WSP004 No sub-aqua diving</p>	 <p>WSW004 Warning; Surf craft area</p>
<p>Safety sign</p> <p>Reference number Referent</p>	<p>—</p>	<p>—</p>	 <p>WSP005 No diving</p>	 <p>WSW005 Warning; Deep water</p>

Table 2 (continued)











Safety sign, reference number and referent	Category			
	E	M	P	W
	Means of escape and emergency equipment signs	Mandatory action signs	Prohibition signs	Warning signs
Safety sign	—	—		
Reference number	—	—	WSP006	WSW006
Referent	—	—	No sailing	Warning; Shallow water (diving)
Safety sign	—	—		
Reference number	—	—	WSP007	WSW007
Referent	—	—	No windsurfing	Warning; Submerged objects
Safety sign	—	—		
Reference number	—	—	WSP008	WSW008
Referent	—	—	No manually powered craft	Warning; Sudden drop in swimming or leisure pools
Safety sign	—	—		
Reference number	—	—	WSP009	WSW009
Referent	—	—	No mechanically powered craft	Warning; Unprotected edges
Safety sign	—	—		
Reference number	—	—	WSP010	WSW010
Referent	—	—	No personal water craft	Warning; Unstable cliff edge

Table 2 (continued)

Safety sign, reference number and referent	Category			
	E	M	P	W
	Means of escape and emergency equipment signs	Mandatory action signs	Prohibition signs	Warning signs
Safety sign	—	—		
Reference number	—	—	WSP011	WSW011
Referent	—	—	No towed water activity	Warning; Unstable cliff
Safety sign	—	—		
Reference number	—	—	WSP012	WSW012
Referent	—	—	No surf craft	Warning; Sharks
Safety sign	—	—		
Reference number	—	—	WSP013	WSW013
Referent	—	—	No outdoor footwear	Warning; Sewage effluent outfall
Safety sign	—	—		
Reference number	—	—	WSP014	WSW014
Referent	—	—	No jumping into water	Warning; Tsunami hazard zone
Safety sign	—	—		
Reference number	—	—	WSP015	WSW015
Referent	—	—	No pushing into water	Warning; Strong currents

Table 2 (continued)









Safety sign, reference number and referent	Category			
	E	M	P	W
	Means of escape and emergency equipment signs	Mandatory action signs	Prohibition signs	Warning signs
Safety sign	—	—		
Reference number	—	—	WSP016	WSW016
Referent	—	—	No body boarding	Warning; Boating area
Safety sign	—	—		
Reference number	—	—	WSP017	WSW017
Referent	—	—	No surfing between the red-and-yellow flags	Warning; Sand yachting
Safety sign	—	—		
Reference number	—	—	WSP018	WSW018
Referent	—	—	No kite surfing	Warning; Incoming tides
Safety sign	—	—		
Reference number	—	—	WSP019	WSW019
Referent	—	—	No parasailing	Warning; Quicksand or mud/deep mud or silt
Safety sign	—	—		
Reference number	—	—	WSP020	WSW020
Referent	—	—	No sand yachting	Warning; Kite surfing

Table 2 (continued)






Safety sign, reference number and referent	Category			
	E	M	P	W
	Means of escape and emergency equipment signs	Mandatory action signs	Prohibition signs	Warning signs
<p>Safety sign</p> <p>Reference number</p> <p>Referent</p>	—	—	—	 <p>WSW021 Warning; Parascending</p>
<p>Safety sign</p> <p>Reference number</p> <p>Referent</p>	—	—	—	 <p>WSW022 Warning; Strong winds</p>
<p>Safety sign</p> <p>Reference number</p> <p>Referent</p>	—	—	—	 <p>WSW023 Warning; High surf or large breaking waves</p>
<p>Safety sign</p> <p>Reference number</p> <p>Referent</p>	—	—	—	 <p>WSW024 Warning; Deep shelving beach</p>
<p>Safety sign</p> <p>Reference number</p> <p>Referent</p>	—	—	—	 <p>WSW025 Warning; Crocodiles, alligators or caymans</p>

Table 3 — Description and application of referent for means of escape and emergency equipment signs (safe condition signs) (category E)


	<p>Reference No.</p> <p style="text-align: center;">WSE001</p>
	<p>Referent</p> <p style="text-align: center;">Public rescue equipment</p>
	<p>Function</p> <p>To indicate the location of water life-saving equipment (public rescue equipment)</p>
	<p>Image content</p> <p>Lifebelt ring with rope</p>
<p>Hazard</p> <p>Not being able to locate the public rescue equipment which is provided to assist in the avoidance of drowning</p> <p>Human behaviour that is intended to be caused after understanding the safety sign's meaning</p> <p>People being aware of location of public rescue equipment at the time of need</p> <p>Human behaviour that is intended to be prevented</p> <p>People not being aware of location of public rescue equipment at the time of need</p> <p>Need</p> <p>The use of public rescue equipment can reduce the risk of injury or drowning.</p> <p>Related referents</p> <p>—</p> <p>Field of application</p> <p>Workplaces, public areas</p> <p>Format of application</p> <p>Safety signing, notices and safety manuals</p> <p>Context of use</p> <p>In aquatic environments; water safety, aquatic safety</p> <p>Additional information</p> <p>Test data obtained according to ISO 9186-1 are available from more than one country. Findings from testing showed that the graphical symbol exceeded the criteria of acceptability. A supplementary text sign may be used to increase comprehension. If the safety sign is supplemented by manuals, instructions or training, a supplementary text sign may not be required.</p>	

Table 3 (continued)


	<p>Reference No.</p> <p style="text-align: center;">WSE002</p>
	<p>Referent</p> <p style="text-align: center;">Tsunami evacuation area</p>
	<p>Function</p> <p>To indicate the location of a safe place/uphill area for evacuation to in the event of a tsunami</p>
	<p>Image content</p> <p>Human figure between a slope of land mass and a tsunami wave</p>
<p>Hazard</p> <p>Tsunami wave originating from an ocean-floor seismic event in which people could be caught if they have not reached the tsunami evacuation area</p> <p>Human behaviour that is intended to be caused after understanding the safety sign's meaning</p> <p>Evacuation from coastal/beach zone towards higher place/hill in the event of an earthquake or when a tsunami warning has been issued</p> <p>Human behaviour that is intended to be prevented</p> <p>Remaining in the coastal/beach zone or running in the sea or wrong direction when a tsunami warning has been issued</p> <p>Need</p> <p>Although tsunami mitigation plans have been prepared and are available to civil protection agencies, they shall be complemented by signs that advise the population on directions to take to tsunami evacuation areas. People can be injured or drowned if they are not given indication of location of tsunami evacuation areas and directions to them.</p> <p>Related referents</p> <p>WSE003, WSW014</p> <p>Field of application</p> <p>Workplaces, public areas</p> <p>Format of application</p> <p>Multiple signs in relevant coastal/beach zones and evacuation routes, notices, safety manuals</p> <p>Context of use</p> <p>In tsunami hazard zones, signing of evacuation routes to tsunami evacuation areas should consist of WSE002 supplemented by the appropriate direction arrow ISO 7010-E005 or ISO 7010-E006. WSE002 shall be used to indicate the location of a tsunami evacuation area.</p> <p>Additional information</p> <p>This water safety sign has been the subject of extensive research by the Japanese government and has also been requested by UNESCO as part of an overall approach to a management strategy designed to mitigate the disastrous effects of a tsunami wave. The design selected has received the best comprehension results and is specific to the special circumstances of the tsunami hazard. Supplementary text shall be used to increase comprehension except when the safety sign is supplemented by manuals, instructions or training.</p>	

Table 3 (continued)

	Reference No. <p style="text-align: center;">WSE003</p>
	Referent <p style="text-align: center;">Tsunami evacuation building</p>
	Function To indicate the location of a safe building for evacuation in the event of a tsunami
	Image content Human figure between a building and a tsunami wave
<p>Hazard Tsunami wave originating from an ocean-floor seismic event in which people could be caught if they have not reached the tsunami evacuation building</p> <p>Human behaviour that is intended to be caused after understanding the safety sign's meaning Evacuation from coastal/beach zone towards a tsunami evacuation building in the event of an earthquake or when a tsunami warning has been issued</p> <p>Human behaviour that is intended to be prevented Remaining in the coastal/beach zone or running in the sea or wrong direction when a tsunami warning has been issued</p> <p>Need Although tsunami mitigation plans have been prepared and are available to civil protection agencies, they shall be complemented by signs that advise the population on directions to take to tsunami evacuation buildings. People can be injured or drowned if they are not given indication of location of tsunami evacuation buildings and directions to them.</p> <p>Related referents WSE002, WSW014</p> <p>Field of application Workplaces, public areas</p> <p>Format of application Multiple signs in relevant coastal/beach zones and evacuation routes, notices, safety manuals</p> <p>Context of use In tsunami hazard zones, signing of evacuation routes to tsunami evacuation buildings should consist of WSE003 supplemented by the appropriate direction arrow ISO 7010-E005 or ISO 7010-E006. WSE003 shall be used to indicate the location of a tsunami evacuation building.</p> <p>Additional information This water safety sign has been the subject of extensive research by the Japanese government and has also been requested by UNESCO as part of an overall approach to a management strategy designed to mitigate the disastrous effects of a tsunami wave. The design selected has received the best comprehension results and is specific to the special circumstances of the tsunami hazard. Supplementary text shall be used to increase comprehension except when the safety sign is supplemented by manuals, instructions or training.</p>	

Table 4 — Description and application of referent for mandatory action signs (category M)


	<p>Reference No.</p> <p style="text-align: center;">WSM001</p>
	<p>Referent</p> <p style="text-align: center;">Wear personal flotation devices</p>
	<p>Function</p> <p>To signify that personal flotation devices (lifejackets) must be worn</p>
	<p>Image content</p> <p>Human figure wearing personal flotation device (lifejacket)</p>
<p>Hazard</p> <p>Not using a personal flotation device can result in a person drowning</p> <p>Human behaviour that is intended to be caused after understanding the safety sign's meaning</p> <p>Wearing personal flotation device (lifejacket)</p> <p>Human behaviour that is intended to be prevented</p> <p>Neglecting the dangers of drowning and not wearing personal flotation device (lifejacket)</p> <p>Need</p> <p>Personal flotation devices are needed in an emergency to help avoid drowning.</p> <p>Related referents</p> <p>—</p> <p>Field of application</p> <p>Workplaces, public areas</p> <p>Format of application</p> <p>Safety signing, notices and safety manuals</p> <p>Context of use</p> <p>In aquatic environments; water safety, aquatic safety</p> <p>Additional information</p> <p>Test data obtained according to ISO 9186-1 are available from more than one country. Findings from testing showed that the graphical symbol exceeded the criteria of acceptability. A supplementary text sign may be used to increase comprehension. If the safety sign is supplemented by manuals, instructions or training, a supplementary text sign may not be required.</p>	

Table 4 (continued)


	<p>Reference No.</p> <p style="text-align: center;">WSM002</p>
	<p>Referent</p> <p style="text-align: center;">Keep children under supervision in the aquatic environment</p>
	<p>Function</p> <p>To signify that children must be kept under supervision in the aquatic environment</p>
	<p>Image content</p> <p>Top part of large human figure, top part of small human figure with raised arm, arrow, two wavy lines</p>
<p>Hazard</p> <p>Children being in water where they could get into difficulties</p> <p>Human behaviour that is intended to be caused after understanding the safety sign's meaning</p> <p>Adults supervising children playing in water or swimming</p> <p>Human behaviour that is intended to be prevented</p> <p>Children playing in water or swimming without the supervision of adults</p> <p>Need</p> <p>Many young children drown in pools whilst unsupervised.</p> <p>Related referents</p> <p>—</p> <p>Field of application</p> <p>Workplaces, public areas, products</p> <p>Format of application</p> <p>Safety signing, notices, safety manuals, product safety labels</p> <p>Context of use</p> <p>In areas of aquatic activity, water safety, aquatic safety, swimming pools. Each place and time where children could be unsupervised</p> <p>Additional information</p> <p>Test data obtained according to ISO 9186-1 are available from more than one country. Findings from testing showed that the graphical symbol did not reach the criteria of acceptability. Consequently, a supplementary text sign shall be used to increase comprehension except when the safety sign is supplemented by manuals, instructions or training.</p>	

Table 5 — Description and application of referent for prohibition signs (category P)


	Reference No. <p style="text-align: center;">WSP001</p>
	Referent <p style="text-align: center;">No running</p>
	Function To prohibit running
	Image content Human figure shown in profile running
<p>Hazard Falling or colliding caused by running</p> <p>Human behaviour that is intended to be caused after understanding the safety sign's meaning No running</p> <p>Human behaviour that is intended to be prevented Running</p> <p>Need People can injure themselves or others when running in areas beside swimming pools and in other areas.</p> <p>Related referents —</p> <p>Field of application Workplaces, public areas</p> <p>Format of application Safety signing, notices and safety manuals</p> <p>Context of use In areas of aquatic activity, water safety, aquatic safety, swimming pools and other areas</p> <p>Additional information Test data obtained according to ISO 9186-1 are available from more than one country. Findings from testing showed that the graphical symbol exceeded the criteria of acceptability. A supplementary text sign may be used to increase comprehension. If the safety sign is supplemented by manuals, instructions or training, a supplementary text sign may not be required.</p>	

Table 5 (continued)


	Reference No. <p style="text-align: center;">WSP002</p>
	Referent <p style="text-align: center;">No swimming</p>
	Function To prohibit swimming
	Image content Human figure swimming, two wavy lines
<p>Hazard Water conditions or environment hazardous to swimmers</p> <p>Human behaviour that is intended to be caused after understanding the safety sign's meaning No swimming</p> <p>Human behaviour that is intended to be prevented Swimming</p> <p>Need People can be injured or drowned if they swim in hazardous locations.</p> <p>Related referents —</p> <p>Field of application Workplaces, public areas</p> <p>Format of application Safety signing, notices and safety manuals</p> <p>Context of use In areas of aquatic activity, water safety, aquatic safety</p> <p>Additional information Test data obtained according to ISO 9186-1 are not available from more than one country. Findings from national testing, however, showed that in one country the graphical symbol exceeded the criteria of acceptability. A supplementary text sign may be used to increase comprehension. If the safety sign is supplemented by manuals, instructions or training, a supplementary text sign may not be required.</p>	

Table 5 (continued)


	Reference No. <p style="text-align: center;">WSP003</p>
	Referent <p style="text-align: center;">No snorkelling</p>
	Function <p>To prohibit the use of snorkelling equipment</p>
	Image content <p>Human figure with snorkelling equipment, single wavy line</p>
Hazard <p>Snorkellers and their equipment being in an area where they could collide with other people or craft in the water</p> <p>Human behaviour that is intended to be caused after understanding the safety sign's meaning</p> <p>No snorkelling</p> <p>Human behaviour that is intended to be prevented</p> <p>Snorkelling</p> <p>Need</p> <p>People can be injured or drowned if there is a collision with snorkellers and their equipment, including boat or water craft users who may be unaware of the hidden danger beneath the water in an area of aquatic activity.</p> <p>Related referents</p> <p>—</p> <p>Field of application</p> <p>Workplaces, public areas</p> <p>Format of application</p> <p>Safety signing, notices and safety manuals</p> <p>Context of use</p> <p>In areas of aquatic activity, water safety, aquatic safety, swimming pools</p> <p>Additional information</p> <p>Test data obtained according to ISO 9186-1 are not available from more than one country. Findings from national testing, however, showed that in one country the graphical symbol exceeded the criteria of acceptability. A supplementary text sign may be used to increase comprehension. If the safety sign is supplemented by manuals, instructions or training, a supplementary text sign may not be required.</p>	

Table 5 (continued)


	Reference No. <p style="text-align: center;">WSP004</p>
	Referent <p style="text-align: center;">No sub-aqua diving</p>
	Function To prohibit the use of sub-aqua equipment
	Image content Human figure with sub-aqua equipment, three dots, single wavy line
<p>Hazard</p> <p>Sub-aqua divers and their equipment being in an area where they could collide with other people or craft in the water</p> <p>Human behaviour that is intended to be caused after understanding the safety sign's meaning</p> <p>No sub-aqua diving</p> <p>Human behaviour that is intended to be prevented</p> <p>Sub-aqua diving</p> <p>Need</p> <p>People can be injured or drowned if there is a collision with sub-aqua divers and their equipment, including boats or water craft users who may be unaware of the hidden danger beneath the water in an area of aquatic activity.</p> <p>Related referents</p> <p>—</p> <p>Field of application</p> <p>Workplaces, public areas</p> <p>Format of application</p> <p>Safety signing, notices and safety manuals</p> <p>Context of use</p> <p>In areas of aquatic activity, water safety, aquatic safety, swimming pools</p> <p>Additional information</p> <p>Test data obtained according to ISO 9186-1 are not available from more than one country. Findings from national testing, however, showed that in one country the graphical symbol exceeded the criteria of acceptability. A supplementary text sign may be used to increase comprehension. If the safety sign is supplemented by manuals, instructions or training, a supplementary text sign may not be required.</p>	

Table 5 (continued)


	Reference No. <p style="text-align: center;">WSP005</p>
	Referent <p style="text-align: center;">No diving</p>
	Function To prohibit diving into the water
	Image content Human figure diving, two wavy lines
Hazard Divers being in an area where they could collide with other people or encounter other hazards in the water Human behaviour that is intended to be caused after understanding the safety sign's meaning No diving Human behaviour that is intended to be prevented Diving Need People can injure or drown themselves or others by diving in hazardous locations or areas of aquatic activity. Related referents WSW006, WSW007 Field of application Workplaces, public areas Format of application Safety signing, notices and safety manuals Context of use In areas of aquatic activity, water safety, aquatic safety, swimming pools Additional information Test data obtained according to ISO 9186-1 are not available from more than one country. Findings from national testing, however, showed that in one country the graphical symbol exceeded the criteria of acceptability. A supplementary text sign may be used to increase comprehension. If the safety sign is supplemented by manuals, instructions or training, a supplementary text sign may not be required.	

Table 5 (continued)


	Reference No. <p style="text-align: center;">WSP006</p>
	Referent <p style="text-align: center;">No sailing</p>
	Function <p>To prohibit sailing</p>
	Image content <p>Sailing boat, two wavy lines</p>
<p>Hazard Sailing boats being in an area where they could collide with people in the water</p> <p>Human behaviour that is intended to be caused after understanding the safety sign's meaning No sailing</p> <p>Human behaviour that is intended to be prevented Sailing</p> <p>Need People can be injured or drowned if sailing boats enter an area of aquatic activity.</p> <p>Related referents —</p> <p>Field of application Workplaces, public areas</p> <p>Format of application Safety signing, notices and safety manuals</p> <p>Context of use In areas of aquatic activity, water safety, aquatic safety</p> <p>Additional information Test data obtained according to ISO 9186-1 are available from more than one country. Findings from testing showed that the graphical symbol exceeded the criteria of acceptability. A supplementary text sign may be used to increase comprehension. If the safety sign is supplemented by manuals, instructions or training, a supplementary text sign may not be required.</p>	

Table 5 (continued)

	Reference No. <p style="text-align: center;">WSP007</p>
	Referent <p style="text-align: center;">No windsurfing</p>
	Function To prohibit windsurfing
	Image content Human figure, windsurfing board, two wavy lines
<p>Hazard Windsurfing boards being in an area where they could collide with people in the water</p> <p>Human behaviour that is intended to be caused after understanding the safety sign's meaning No windsurfing</p> <p>Human behaviour that is intended to be prevented Windsurfing</p> <p>Need People can be injured or drowned if windsurfing boards enter an area of aquatic activity.</p> <p>Related referents —</p> <p>Field of application Workplaces, public areas</p> <p>Format of application Safety signing, notices and safety manuals</p> <p>Context of use In areas of aquatic activity, water safety, aquatic safety</p> <p>Additional information Test data obtained according to ISO 9186-1 are not available from more than one country. Findings from national testing, however, showed that in one country the graphical symbol exceeded the criteria of acceptability. A supplementary text sign may be used to increase comprehension. If the safety sign is supplemented by manuals, instructions or training, a supplementary text sign may not be required.</p>	

Table 5 (continued)


	<p>Reference No.</p> <p style="text-align: center;">WSP008</p>
	<p>Referent</p> <p style="text-align: center;">No manually powered craft</p>
	<p>Function</p> <p>To prohibit the use of manually powered craft (e.g. rowing, sculling, paddling, punting, pedalo)</p>
	<p>Image content</p> <p>Human figure, rowing boat, oar, two wavy lines</p>
<p>Hazard</p> <p>Manually powered craft being in an area where they could collide with people in the water</p> <p>Human behaviour that is intended to be caused after understanding the safety sign's meaning</p> <p>Not using manually powered craft</p> <p>Human behaviour that is intended to be prevented</p> <p>Using manually powered craft</p> <p>Need</p> <p>People can be injured or drowned if manually powered craft enter an area of aquatic activity.</p> <p>Related referents</p> <p>—</p> <p>Field of application</p> <p>Workplaces, public areas</p> <p>Format of application</p> <p>Safety signing, notices and safety manuals</p> <p>Context of use</p> <p>In areas of aquatic activity, water safety, aquatic safety</p> <p>Additional information</p> <p>Test data obtained according to ISO 9186-1 are not available from more than one country. Findings from national testing, however, showed that in one country the graphical symbol exceeded the criteria of acceptability. A supplementary text sign may be used to increase comprehension. If the safety sign is supplemented by manuals, instructions or training, a supplementary text sign may not be required.</p>	

Table 5 (continued)


	<p>Reference No.</p> <p style="text-align: center;">WSP009</p>
	<p>Referent</p> <p style="text-align: center;">No mechanically powered craft</p>
	<p>Function</p> <p>To prohibit the use of mechanically powered craft</p>
	<p>Image content</p> <p>Mechanically powered craft, two wavy lines</p>
<p>Hazard</p> <p>Mechanically powered craft being in an area where they could collide with people in the water</p> <p>Human behaviour that is intended to be caused after understanding the safety sign's meaning</p> <p>Not using mechanically powered craft</p> <p>Human behaviour that is intended to be prevented</p> <p>Using mechanically powered craft</p> <p>Need</p> <p>People can be injured or drowned if mechanically powered craft enter an area of aquatic activity.</p> <p>Related referents</p> <p>—</p> <p>Field of application</p> <p>Workplaces, public areas</p> <p>Format of application</p> <p>Safety signing, notices and safety manuals</p> <p>Context of use</p> <p>In areas of aquatic activity, water safety, aquatic safety</p> <p>Additional information</p> <p>Test data obtained according to ISO 9186-1 are not available from more than one country. Findings from national testing, however, showed that in one country the graphical symbol exceeded the criteria of acceptability. A supplementary text sign may be used to increase comprehension. If the safety sign is supplemented by manuals, instructions or training, a supplementary text sign may not be required.</p>	

Table 5 (continued)


	Reference No. <p style="text-align: center;">WSP010</p>
	Referent <p style="text-align: center;">No personal water craft</p>
	Function To prohibit the use of personal water craft (e.g. jet-ski)
	Image content Human figure, personal water craft, two wavy lines
<p>Hazard Personal water craft being in an area where they could collide with people in the water</p> <p>Human behaviour that is intended to be caused after understanding the safety sign's meaning Not using personal water craft</p> <p>Human behaviour that is intended to be prevented Using personal water craft</p> <p>Need People can be injured or drowned if personal water craft enter an area of aquatic activity.</p> <p>Related referents —</p> <p>Field of application Workplaces, public areas</p> <p>Format of application Safety signing, notices and safety manuals</p> <p>Context of use In areas of aquatic activity, water safety, aquatic safety</p> <p>Additional information Test data obtained according to ISO 9186-1 are available from more than one country. Findings from testing showed that the graphical symbol exceeded the criteria of acceptability. A supplementary text sign may be used to increase comprehension. If the safety sign is supplemented by manuals, instructions or training, a supplementary text sign may not be required.</p>	

Table 5 (continued)


	<p>Reference No.</p> <p style="text-align: center;">WSP011</p>
	<p>Referent</p> <p style="text-align: center;">No towed water activity</p>
	<p>Function</p> <p>To prohibit towed water activity (e.g. water skiing, wakeboarding, doughnuts, banana craft)</p>
	<p>Image content</p> <p>Human figure, water ski, tow rope, two wavy lines</p>
<p>Hazard</p> <p>Water skis, wakeboards, doughnuts, banana craft or tow ropes being in an area where they could collide with people in the water</p> <p>Human behaviour that is intended to be caused after understanding the safety sign's meaning</p> <p>Not carrying out towed water activity</p> <p>Human behaviour that is intended to be prevented</p> <p>Carrying out towed water activity</p> <p>Need</p> <p>People can be injured or drowned if an activity involving towing takes place in an area of aquatic activity.</p> <p>Related referents</p> <p>WSW003</p> <p>Field of application</p> <p>Workplaces, public areas</p> <p>Format of application</p> <p>Safety signing, notices and safety manuals</p> <p>Context of use</p> <p>In areas of aquatic activity, water safety, aquatic safety</p> <p>Additional information</p> <p>Test data obtained according to ISO 9186-1 are not available from more than one country. Findings from national testing, however, showed that in one country the graphical symbol exceeded the criteria of acceptability. A supplementary text sign may be used to increase comprehension. If the safety sign is supplemented by manuals, instructions or training, a supplementary text sign may not be required.</p> <p>The tow rope needs to extend into the exclusion zone (as specified in ISO 3864-3) in order to convey clearly the image of a continuous tow rope extending outside the visual scene portrayed.</p>	

Table 5 (continued)


	<p>Reference No.</p> <p style="text-align: center;">WSP012</p>
	<p>Referent</p> <p style="text-align: center;">No surf craft</p>
	<p>Function</p> <p>To prohibit the use of surf craft (e.g. surfboards, surf skis, surf kayaks)</p>
	<p>Image content</p> <p>Human figure, surfboard, two wavy lines, three curved lines</p>
<p>Hazard</p> <p>Surf craft being in an area where they could collide with people in the water</p> <p>Human behaviour that is intended to be caused after understanding the safety sign's meaning</p> <p>Not using surf craft</p> <p>Human behaviour that is intended to be prevented</p> <p>Using surf craft</p> <p>Need</p> <p>People can be injured or drowned if surf craft enter an area of aquatic activity.</p> <p>Related referents</p> <p>WSW004</p> <p>Field of application</p> <p>Workplaces, public areas</p> <p>Format of application</p> <p>Safety signing, notices and safety manuals</p> <p>Context of use</p> <p>In areas of aquatic activity, water safety, aquatic safety</p> <p>Additional information</p> <p>Test data obtained according to ISO 9186-1 are not available from more than one country. Findings from national testing, however, showed that in one country the graphical symbol exceeded the criteria of acceptability. A supplementary text sign may be used to increase comprehension. If the safety sign is supplemented by manuals, instructions or training, a supplementary text sign may not be required.</p>	

Table 5 (continued)


	Reference No. <p style="text-align: center;">WSP013</p>
	Referent <p style="text-align: center;">No outdoor footwear</p>
	Function To prohibit the wearing of outdoor footwear
	Image content Outdoor footwear
Hazard Slipping or falling or the spreading of contamination caused by the wearing of inappropriate footwear for the surface being walked upon Human behaviour that is intended to be caused after understanding the safety sign's meaning Not wearing outdoor footwear or ensuring that footwear is protected by overshoes Human behaviour that is intended to be prevented Wearing of outdoor footwear in inappropriate areas, such as swimming pool surroundings Need People can injure themselves or others by falling and can cause contamination within a normally barefoot area. Related referents — Field of application Workplaces, public areas Format of application Safety signing, notices and safety manuals Context of use In areas of aquatic activity, water safety, aquatic safety, swimming pools Additional information Test data obtained according to ISO 9186-1 are not available from more than one country. Findings from national testing, however, showed that in one country the graphical symbol exceeded the criteria of acceptability. A supplementary text sign may be used to increase comprehension. If the safety sign is supplemented by manuals, instructions or training, a supplementary text sign may not be required.	

Table 5 (continued)


	<p>Reference No.</p> <p style="text-align: center;">WSP014</p>
	<p>Referent</p> <p style="text-align: center;">No jumping into water</p>
	<p>Function</p> <p>To prohibit jumping into the water</p>
	<p>Image content</p> <p>Human figure with raised arms, jumping, filled segment, two wavy lines</p>
<p>Hazard</p> <p>Being struck by person jumping into the water</p> <p>Human behaviour that is intended to be caused after understanding the safety sign's meaning</p> <p>No jumping into the water</p> <p>Human behaviour that is intended to be prevented</p> <p>Jumping into the water</p> <p>Need</p> <p>People can injure or drown others when jumping into the water in an area of aquatic activity.</p> <p>Related referents</p> <p>—</p> <p>Field of application</p> <p>Workplaces, public areas</p> <p>Format of application</p> <p>Safety signing, notices and safety manuals</p> <p>Context of use</p> <p>In areas of aquatic activity, water safety, aquatic safety, swimming pools</p> <p>Additional information</p> <p>Test data obtained according to ISO 9186-1 are available from more than one country. Findings from testing showed that the graphical symbol did not reach the criteria of acceptability. Consequently, a supplementary text sign shall be used to increase comprehension except when the safety sign is supplemented by manuals, instructions or training.</p>	

Table 5 (continued)


	<p>Reference No.</p> <p style="text-align: center;">WSP015</p>
	<p>Referent</p> <p style="text-align: center;">No pushing into water</p>
	<p>Function</p> <p>To prohibit pushing people into the water</p>
	<p>Image content</p> <p>Two human figures, one figure pushing the other figure, filled segment, two wavy lines</p>
<p>Hazard</p> <p>Being struck by the person pushed into the water</p> <p>Human behaviour that is intended to be caused after understanding the safety sign's meaning</p> <p>Not pushing people into the water</p> <p>Human behaviour that is intended to be prevented</p> <p>Pushing people into the water</p> <p>Need</p> <p>People can injure or drown others by pushing people into the water in an area of aquatic activity.</p> <p>Related referents</p> <p>—</p> <p>Field of application</p> <p>Workplaces, public areas</p> <p>Format of application</p> <p>Safety signing, notices and safety manuals</p> <p>Context of use</p> <p>In areas of aquatic activity, water safety, aquatic safety, swimming pools</p> <p>Additional information</p> <p>Test data obtained according to ISO 9186-1 are available from more than one country. Findings from testing showed that the graphical symbol did not reach the criteria of acceptability. Consequently, a supplementary text sign shall be used to increase comprehension except when the safety sign is supplemented by manuals, instructions or training.</p>	

Table 5 (continued)


	<p>Reference No.</p> <p style="text-align: center;">WSP016</p>
	<p>Referent</p> <p style="text-align: center;">No body boarding</p>
	<p>Function</p> <p>To prohibit body boarding (or boogie boarding)</p>
	<p>Image content</p> <p>Human figure, body board, two wavy lines</p>
<p>Hazard</p> <p>Body boards being in an area where they could collide with people in the water</p> <p>Human behaviour that is intended to be caused after understanding the safety sign's meaning</p> <p>No body boarding</p> <p>Human behaviour that is intended to be prevented</p> <p>Body boarding</p> <p>Need</p> <p>People can injure or drown others when using body boards in an area of aquatic activity.</p> <p>Related referents</p> <p>—</p> <p>Field of application</p> <p>Workplaces, public areas</p> <p>Format of application</p> <p>Safety signing, notices and safety manuals</p> <p>Context of use</p> <p>In areas of aquatic activity, water safety, aquatic safety</p> <p>Additional information</p> <p>Test data obtained according to ISO 9186-1 are not available from more than one country. Findings from national testing, however, showed that in one country the graphical symbol did not reach the criteria of acceptability. Consequently, a supplementary text sign shall be used to increase comprehension except when the safety sign is supplemented by manuals, instructions or training.</p>	

Table 5 (continued)


	<p>Reference No.</p> <p style="text-align: center;">WSP017</p>
	<p>Referent</p> <p style="text-align: center;">No surfing between the red-and-yellow flags</p>
	<p>Function</p> <p>To prohibit people using surf craft in designated swimming areas</p>
	<p>Image content</p> <p>Human figure, surfboard, two wavy lines, three curved lines, between two red-and-yellow rectangular shapes at the top of two vertical lines</p>
<p>Hazard</p> <p>Surf craft being in an area where they could collide with people in the water, between two red-and-yellow flags</p> <p>Human behaviour that is intended to be caused after understanding the safety sign's meaning</p> <p>No surf craft in designated swimming areas</p> <p>Human behaviour that is intended to be prevented</p> <p>Surf craft in designated swimming areas</p> <p>Need</p> <p>People can be injured or drowned if surf craft enter a designated swimming area</p> <p>Related referents</p> <p>—</p> <p>Field of application</p> <p>Workplaces, public areas</p> <p>Format of application</p> <p>Safety signing, notices and safety manuals</p> <p>Context of use</p> <p>In areas of aquatic activities where swimming areas and surfing may conflict, water safety, aquatic safety</p> <p>Additional information</p> <p>It is essential for the flags to be shown in this particular safety sign in the colours they are always used on the beach to ensure understanding of the safety message and avoid confusion with other flags. In these exceptional circumstances, the red and yellow colours of this element of the graphical symbol are shown, in addition to the normal contrast colour of black.</p> <p>Test data obtained according to ISO 9186-1 are not available from more than one country. Findings from national testing, however, showed that in one country the graphical symbol exceeded the criteria of acceptability. A supplementary text sign may be used to increase comprehension. If the safety sign is supplemented by manuals, instructions or training, a supplementary text sign may not be required.</p>	

Table 5 (continued)


	Reference No. <p style="text-align: center;">WSP018</p>
	Referent <p style="text-align: center;">No kite surfing</p>
	Function To prohibit kite surfing
	Image content Human figure, surfboard, kite, two wavy lines, three curved lines
<p>Hazard Kite surfers being in an area where they could collide with people in the water</p> <p>Human behaviour that is intended to be caused after understanding the safety sign's meaning No kite surfing</p> <p>Human behaviour that is intended to be prevented Kite surfing</p> <p>Need People can be injured or drowned if struck by a kite surfer in an area of aquatic activity.</p> <p>Related referents WSP019, WSW020, WSW021</p> <p>Field of application Workplaces, public areas</p> <p>Format of application Safety signing, notices, safety manuals</p> <p>Context of use In areas of aquatic activity, water safety, aquatic safety</p> <p>Additional information Test data obtained according to ISO 9186-1 are not available from more than one country. Findings from national testing, however, showed that in one country the graphical symbol exceeded the criteria of acceptability. A supplementary text sign may be used to increase comprehension. If the safety sign is supplemented by manuals, instructions or training, a supplementary text sign may not be required.</p>	

Table 5 (continued)


	Reference No. <p style="text-align: center;">WSP019</p>
	Referent <p style="text-align: center;">No parasailing</p>
	Function To prohibit parasailing
	Image content Human figure with parasail, tow rope, mechanically powered craft, two wavy lines
Hazard Parasailors and mechanically powered craft being in an area where they could collide with people on or in the water Human behaviour that is intended to be caused after understanding the safety sign's meaning No parasailing Human behaviour that is intended to be prevented Parasailing Need People can be injured or drowned if struck by a parasailor or a mechanically powered craft in an area of aquatic activity. Related referents WSP018, WSW020, WSW021 Field of application Workplaces, public areas Format of application Safety signing, notices, safety manuals Context of use In areas of aquatic activity, water safety, aquatic safety Additional information Test data obtained according to ISO 9186-1 are not available from more than one country. Findings from national testing, however, showed that in one country the graphical symbol exceeded the criteria of acceptability. A supplementary text sign may be used to increase comprehension. If the safety sign is supplemented by manuals, instructions or training, a supplementary text sign may not be required.	

Table 5 (continued)



	Reference No. <p style="text-align: center;">WSP020</p>
	Referent <p style="text-align: center;">No sand yachting</p>
	Function To prohibit sand yachting
	Image content Sand yacht, sail, vertical line, horizontal line, two wheels
<p>Hazard Sand yachts being in an area where they could collide with people on the beach</p> <p>Human behaviour that is intended to be caused after understanding the safety sign's meaning No sand yachting</p> <p>Human behaviour that is intended to be prevented Sand yachting</p> <p>Need People can be injured or killed if struck by a sand yacht on a beach.</p> <p>Related referents WSW017</p> <p>Field of application Workplaces, public areas</p> <p>Format of application Safety signing, notices, safety manuals</p> <p>Context of use In areas of aquatic activity, water safety, aquatic safety</p> <p>Additional information Test data obtained according to ISO 9186-1 are not available from more than one country. Findings from national testing, however, showed that in one country the graphical symbol exceeded the criteria of acceptability. A supplementary text sign may be used to increase comprehension. If the safety sign is supplemented by manuals, instructions or training, a supplementary text sign may not be required.</p>	

Table 6 — Description and application of referent for warning signs (category W)

	Reference No. <p style="text-align: center;">WSW001</p>
	Referent <p style="text-align: center;">Warning; Thin ice</p>
	Function To warn of a hazard from going onto thin ice
	Image content Human figure falling, radiating pattern originating from end of leg
Hazard Thin ice which people could fall through Human behaviour that is intended to be caused after understanding the safety sign's meaning Taking care when going onto thin ice Human behaviour that is intended to be prevented Not taking care when going onto thin ice Need People can be injured or drowned if they fall through thin ice. Related referents — Field of application Workplaces, public areas Format of application Safety signing, notices and safety manuals Context of use In areas of aquatic activity, water safety, aquatic safety Additional information Test data obtained according to ISO 9186-1 are not available from more than one country. Findings from national testing, however, showed that in one country the graphical symbol exceeded the criteria of acceptability. A supplementary text sign may be used to increase comprehension. If the safety sign is supplemented by manuals, instructions or training, a supplementary text sign may not be required.	

© ISO 2008 – All rights reserved

Table 6 (continued)



	Reference No. <p style="text-align: center;">WSW002</p>
	Referent <p style="text-align: center;">Warning; Slipway</p>
	Function To warn of a hazard from a boat launching slipway
	Image content Sailing boat, wheel with bar, solid triangle, two wavy lines
Hazard Collision with a slipway or trolley being used to launch or retrieve a boat Human behaviour that is intended to be caused after understanding the safety sign's meaning People in the water taking care to avoid the slipway and sailing boats being launched Human behaviour that is intended to be prevented Not taking care near slipways Need People can be injured or drowned by colliding with equipment or boats near slipways. Related referents — Field of application Workplaces, public areas Format of application Safety signing, notices and safety manuals Context of use In areas of aquatic activity, water safety, aquatic safety Additional information Test data obtained according to ISO 9186-1 are available from more than one country. Findings from testing showed that the graphical symbol did not reach the criteria of acceptability. Consequently, a supplementary text sign shall be used to increase comprehension except when the safety sign is supplemented by manuals, instructions or training.	

Table 6 (continued)

	<p>Reference No.</p> <p style="text-align: center;">WSW003</p>
	<p>Referent</p> <p style="text-align: center;">Warning; Towed water activity area</p>
	<p>Function</p> <p>To warn of a hazard from towed water activity (e.g. water skiing, wakeboarding, doughnuts, banana craft)</p>
	<p>Image content</p> <p>Human figure, water ski, tow rope, two wavy lines</p>
<p>Hazard</p> <p>Water skis, wakeboards, doughnuts, banana craft or tow ropes being in an area where they could collide with people in the water</p> <p>Human behaviour that is intended to be caused after understanding the safety sign's meaning</p> <p>Taking care when entering an area of towed water activity</p> <p>Human behaviour that is intended to be prevented</p> <p>Not taking care when entering an area of towed water activity</p> <p>Need</p> <p>People can be injured or drowned by colliding with water skis, wakeboards, doughnuts, banana craft or tow ropes in an area of aquatic activity.</p> <p>Related referents</p> <p>WSP011</p> <p>Field of application</p> <p>Workplaces, public areas</p> <p>Format of application</p> <p>Safety signing, notices and safety manuals</p> <p>Context of use</p> <p>In areas of aquatic activity, water safety, aquatic safety</p> <p>Additional information</p> <p>Test data obtained according to ISO 9186-1 are not available from more than one country. Findings from national testing, however, showed that in one country the graphical symbol did not reach the criteria of acceptability. Consequently, a supplementary text sign shall be used to increase comprehension except when the safety sign is supplemented by manuals, instructions or training.</p> <p>The tow rope needs to extend into the exclusion zone (as specified in ISO 3864-3) in order to convey clearly the image of a continuous tow rope extending outside the visual scene portrayed.</p>	

© ISO 2008 - All rights reserved

Table 6 (continued)


	Reference No. <p style="text-align: center;">WSW004</p>
	Referent <p style="text-align: center;">Warning; Surf craft area</p>
	Function To warn of a hazard from surf craft (e.g. surfboards, surf skis, surf kayaks)
	Image content Human figure, surfboard, two wavy lines, three curved lines
Hazard Surf craft being in an area where they could collide with people in the water Human behaviour that is intended to be caused after understanding the safety sign's meaning Taking care when entering an area of surf craft activity Human behaviour that is intended to be prevented Not taking care when entering an area of surf craft activity Need People can be injured or drowned by colliding with surf craft in an area of aquatic activity. Related referents WSP012 Field of application Workplaces, public areas Format of application Safety signing, notices and safety manuals Context of use In areas of aquatic activity, water safety, aquatic safety Additional information Test data obtained according to ISO 9186-1 are not available from more than one country. Findings from national testing, however, showed that in one country the graphical symbol did not reach the criteria of acceptability. Consequently, a supplementary text sign shall be used to increase comprehension except when the safety sign is supplemented by manuals, instructions or training.	

Table 6 (continued)


	<p>Reference No.</p> <p style="text-align: center;">WSW005</p>
	<p>Referent</p> <p style="text-align: center;">Warning; Deep water</p>
	<p>Function</p> <p>To warn of a hazard from deep water</p>
	<p>Image content</p> <p>Human figure with raised arm, single wavy line, double-ended arrow pointing between the single wavy line and a horizontal line</p>
<p>Hazard</p> <p>Area of water where people could get out of their depth</p> <p>Human behaviour that is intended to be caused after understanding the safety sign's meaning</p> <p>Taking care when entering an area of deep water</p> <p>Human behaviour that is intended to be prevented</p> <p>Not taking care when entering an area of deep water</p> <p>Need</p> <p>People can be injured or drowned as a result of entering deep water.</p> <p>Related referents</p> <p>—</p> <p>Field of application</p> <p>Workplaces, public areas</p> <p>Format of application</p> <p>Safety signing, notices, safety manuals</p> <p>Context of use</p> <p>In areas of aquatic activity, water safety, aquatic safety, swimming pools</p> <p>Additional information</p> <p>Test data obtained according to ISO 9186-1 are available from more than one country. Findings from testing showed that the graphical symbol exceeded the criteria of acceptability. A supplementary text sign may be used to increase comprehension. If the safety sign is supplemented by manuals, instructions or training, a supplementary text sign may not be required.</p> <p>A supplementary text sign may be used to give the depth of water.</p>	

Table 6 (continued)


	<p>Reference No.</p> <p style="text-align: center;">WSW006</p>
	<p>Referent</p> <p style="text-align: center;">Warning; Shallow water (diving)</p>
	<p>Function</p> <p>To warn of a hazard from diving into shallow water</p>
	<p>Image content</p> <p>Human figure diving, head in contact with horizontal line, single wavy line</p>
<p>Hazard</p> <p>Area of shallow water where people, if they dived, could strike the floor</p> <p>Human behaviour that is intended to be caused after understanding the safety sign's meaning</p> <p>Taking care when diving in shallow water</p> <p>Human behaviour that is intended to be prevented</p> <p>Not taking care when diving in shallow water</p> <p>Need</p> <p>People can be injured or drowned as a result of diving into shallow water.</p> <p>Related referents</p> <p>WSP005, WSW007</p> <p>Field of application</p> <p>Workplaces, public areas</p> <p>Format of application</p> <p>Safety signing, notices and safety manuals</p> <p>Context of use</p> <p>In areas of aquatic activity, water safety, aquatic safety, swimming pools</p> <p>Additional information</p> <p>Test data obtained according to ISO 9186-1 are available from more than one country. Findings from testing showed that the graphical symbol exceeded the criteria of acceptability. A supplementary text sign may be used to increase comprehension. If the safety sign is supplemented by manuals, instructions or training, a supplementary text sign may not be required.</p>	

Table 6 (continued)


	<p>Reference No.</p> <p style="text-align: center;">WSW007</p>
	<p>Referent</p> <p style="text-align: center;">Warning; Submerged objects</p>
	<p>Function</p> <p>To warn of a hazard from diving onto submerged objects in open water</p>
	<p>Image content</p> <p>Human figure diving, head and an arm in contact with objects, single wavy line</p>
<p>Hazard</p> <p>Area of water where people, if they dived, could strike submerged objects</p> <p>Human behaviour that is intended to be caused after understanding the safety sign's meaning</p> <p>Taking care to avoid striking submerged objects</p> <p>Human behaviour that is intended to be prevented</p> <p>Striking submerged objects</p> <p>Need</p> <p>People can be injured or drowned as a result of diving into the water and striking submerged objects.</p> <p>Related referents</p> <p>WSP005, WSW006</p> <p>Field of application</p> <p>Workplaces, public areas</p> <p>Format of application</p> <p>Safety signing, notices and safety manuals</p> <p>Context of use</p> <p>In areas of aquatic activity, water safety, aquatic safety</p> <p>Additional information</p> <p>Test data obtained according to ISO 9186-1 are available from more than one country. Findings from testing showed that the graphical symbol exceeded the criteria of acceptability. A supplementary text sign may be used to increase comprehension. If the safety sign is supplemented by manuals, instructions or training, a supplementary text sign may not be required.</p>	

Table 6 (continued)


	Reference No. WSW008
	Referent Warning; Sudden drop in swimming or leisure pools
	Function To warn of a hazard from sudden drop beneath water
	Image content Human figure falling, slope, horizontal line, single wavy line
Hazard Drop/slope under the water where people could get out of their depth Human behaviour that is intended to be caused after understanding the safety sign's meaning Taking care to avoid sudden drops under the water or being suitably aware of the hazard Human behaviour that is intended to be prevented Encountering a sudden unexpected drop under the water Need People can be injured or drowned when they unexpectedly encounter sudden changes in the depth of water. Related referents WSW024 Field of application Workplaces, public areas Format of application Safety signing, notices and safety manuals Context of use In areas of aquatic activity, water safety, aquatic safety, swimming pools Additional information Test data obtained according to ISO 9186-1 are not available from more than one country. Findings from national testing, however, showed that in one country the graphical symbol did not reach the criteria of acceptability. Consequently, a supplementary text sign shall be used to increase comprehension except when the safety sign is supplemented by manuals, instructions or training.	

Table 6 (continued)


	Reference No. <p style="text-align: center;">WSW009</p>
	Referent <p style="text-align: center;">Warning; Unprotected edges</p>
	Function To warn of a hazard from unprotected edges to an aquatic environment (e.g. at parking area, dock side)
	Image content Car falling, edge of a land mass and two wavy lines
Hazard Vehicle falling over edge Human behaviour that is intended to be caused after understanding the safety sign's meaning Taking care when driving to avoid going over an unprotected edge of an aquatic environment Human behaviour that is intended to be prevented Not taking care whilst driving a vehicle on unprotected edges to the aquatic environment Need People can be injured or drowned when a vehicle is accidentally driven into the water off unprotected edges of vehicle parking areas, roads and docks. Related referents WSW010 Field of application Workplaces, public areas Format of application Safety signing, notices and safety manuals Context of use Areas of water where vehicles can accidentally be driven into the aquatic environment Additional information Test data obtained according to ISO 9186-1 are not available from more than one country. Findings from national testing, however, showed that in one country the graphical symbol did not reach the criteria of acceptability. Consequently, a supplementary text sign shall be used to increase comprehension except when the safety sign is supplemented by manuals, instructions or training.	

Table 6 (continued)


	<p>Reference No.</p> <p style="text-align: center;">WSW010</p>
	<p>Referent</p> <p style="text-align: center;">Warning; Unstable cliff edge</p>
	<p>Function</p> <p>To warn of a hazard from unstable cliffs or cliff edges</p>
	<p>Image content</p> <p>Human figure falling, edge of land mass, vertical line of three irregularly shaped dots</p>
<p>Hazard</p> <p>Falling off cliff</p> <p>Human behaviour that is intended to be caused after understanding the safety sign's meaning</p> <p>Taking care to avoid cliff edges</p> <p>Human behaviour that is intended to be prevented</p> <p>Being near edges of cliffs</p> <p>Need</p> <p>People can be injured or killed when walking near cliff edges which can be unstable and therefore likely to collapse.</p> <p>Related referents</p> <p>WSW011</p> <p>Field of application</p> <p>Workplaces, public areas</p> <p>Format of application</p> <p>Safety signing, notices and safety manuals</p> <p>Context of use</p> <p>For use in areas where unstable cliffs exist, including construction cavities, slopes and quarries.</p> <p>Additional information</p> <p>Test data obtained according to ISO 9186-1 are available from more than one country. Findings from testing showed that the graphical symbol exceeded the criteria of acceptability. A supplementary text sign may be used to increase comprehension. If the safety sign is supplemented by manuals, instructions or training, a supplementary text sign may not be required.</p>	

Table 6 (continued)


	<p>Reference No.</p> <p style="text-align: center;">WSW011</p>
	<p>Referent</p> <p style="text-align: center;">Warning; Unstable cliff</p>
	<p>Function</p> <p>To warn of a hazard from rocks from unstable cliff</p>
	<p>Image content</p> <p>Human figure, irregularly shaped land mass, group of four irregular shapes</p>
<p>Hazard</p> <p>Falling rocks, unstable cliffs</p> <p>Human behaviour that is intended to be caused after understanding the safety sign's meaning</p> <p>Taking care to avoid being under cliffs that may be unstable</p> <p>Human behaviour that is intended to be prevented</p> <p>Being under cliffs that may be unstable</p> <p>Need</p> <p>People can be injured or killed by falling rocks from unstable cliffs.</p> <p>Related referents</p> <p>WSW010</p> <p>Field of application</p> <p>Workplaces, public areas</p> <p>Format of application</p> <p>Safety signing, notices and safety manuals</p> <p>Context of use</p> <p>For use in areas where unstable cliffs exist, including construction cavities, slopes, quarries and dangerous rock faces.</p> <p>Additional information</p> <p>Test data obtained according to ISO 9186-1 are available from more than one country. Findings from testing showed that the graphical symbol exceeded the criteria of acceptability. A supplementary text sign may be used to increase comprehension. If the safety sign is supplemented by manuals, instructions or training, a supplementary text sign may not be required.</p>	

Table 6 (continued)


	Reference No. <p style="text-align: center;">WSW012</p>
	Referent <p style="text-align: center;">Warning; Sharks</p>
	Function <p>To warn of a hazard from dangerous sharks</p>
	Image content <p>Shark figure, single wavy line</p>
Hazard <p>Shark attack</p> <p>Human behaviour that is intended to be caused after understanding the safety sign's meaning</p> <p>Taking care when entering the water due to the presence of dangerous sharks</p> <p>Human behaviour that is intended to be prevented</p> <p>Not taking care when entering the water in shark habitats</p> <p>Need</p> <p>In some areas inhabited sharks (such as feeding areas), there can be a need to warn people of the presence of sharks to avoid people being injured or killed.</p> <p>Related referents</p> <p>—</p> <p>Field of application</p> <p>Workplaces, public areas</p> <p>Format of application</p> <p>Safety signing, notices and safety manuals</p> <p>Context of use</p> <p>For use in aquatic areas where dangerous sharks commonly inhabit waters and may attack people.</p> <p>Additional information</p> <p>Test data obtained according to ISO 9186-1 are not available from more than one country. Findings from national testing, however, showed that in one country the graphical symbol exceeded the criteria of acceptability. A supplementary text sign may be used to increase comprehension. If the safety sign is supplemented by manuals, instructions or training, a supplementary text sign may not be required.</p>	

Table 6 (continued)


	Reference No. <p style="text-align: center;">WSW013</p>
	Referent <p style="text-align: center;">Warning; Sewage effluent outfall</p>
	Function To warn of a hazard from sewage effluent outfall
	Image content Cylindrical shape, three curved lines, two wavy lines
Hazard Flow of discharged water and unhygienic material Human behaviour that is intended to be caused after understanding the safety sign's meaning Taking care to avoid the discharge from the effluent outfall Human behaviour that is intended to be prevented Coming into contact with the discharge from effluent outfall Need People could suffer ill-health from contact with the effluent or could be injured or drowned when caught in an effluent discharge. Related referents — Field of application Workplaces, public areas Format of application Safety signing, notices and safety manuals Context of use In areas of aquatic activity, water safety, aquatic safety Additional information The discharging pipe and ground may be dry. Test data obtained according to ISO 9186-1 are available from more than one country. Findings from testing showed that the graphical symbol exceeded the criteria of acceptability. A supplementary text sign may be used to increase comprehension. If the safety sign is supplemented by manuals, instructions or training, a supplementary text sign may not be required.	

Table 6 (continued)


	Reference No. <p style="text-align: center;">WSW014</p>
	Referent <p style="text-align: center;">Warning; Tsunami hazard zone</p>
	Function <p>To warn of a hazard from tsunami waves</p>
	Image content <p>Rolling shape of a tsunami wave</p>
<p>Hazard Tsunami wave originating from an ocean floor seismic event in which people could be caught</p> <p>Human behaviour that is intended to be caused after understanding the safety sign's meaning Evacuation from coastal/beach zone towards higher ground inland in the event of an earthquake or when a tsunami warning has been issued</p> <p>Human behaviour that is intended to be prevented Remaining in the coastal/beach zone or running into the sea or wrong direction when a tsunami warning has been issued</p> <p>Need Although tsunami mitigation plans have been prepared and are available to civil protection agencies, they shall be complemented by signs that warn the population in zones that will be specifically affected in the case of a tsunami event (inundation areas). The population should immediately leave this zone in case of an earthquake. People can be injured or drowned and they need to be warned of potential danger.</p> <p>Related referents WSE002, WSE003, WSW023</p> <p>Field of application Workplaces, public areas</p> <p>Format of application Multiple signs in relevant coastal/beach zones and evacuation routes, notices, safety manuals</p> <p>Context of use In tsunami hazard zones. The tsunami hazard zone sign should be complemented by WSE002 or WSE003 that provide directions towards a safe area/evacuation area or tsunami evacuation building, respectively.</p> <p>Additional information This water safety sign has been the subject of extensive research by the Japanese Government and has also been requested by UNESCO as part of an overall approach to a management strategy designed to mitigate the disastrous effects of a tsunami wave. The design selected has received the best comprehension results and is specific to the special circumstances of the tsunami hazard. Supplementary text shall be used to increase comprehension except when the safety sign is supplemented by manuals, instructions or training.</p> <p>The particular circumstances of the tsunami wave and its nature as a vast volume of water indicated that, for exceptional reasons, the "exclusion zone" (as specified in ISO 3864-3) should be entered to gain the best comprehension test results.</p>	

Table 6 (continued)


	Reference No. <p style="text-align: center;">WSW015</p>
	Referent <p style="text-align: center;">Warning; Strong currents</p>
	Function <p>To warn of the hazard from strong currents</p>
	Image content <p>Upper body of a human figure with arms raised, two wavy lines with arrow heads</p>
Hazard <p>Strong currents hazardous to people undertaking aquatic activity</p> <p>Human behaviour that is intended to be caused after understanding the safety sign's meaning</p> <p>Taking care when entering the water where there can be strong currents</p> <p>Human behaviour that is intended to be prevented</p> <p>Not taking care when entering the water where there can be strong currents</p> <p>Need</p> <p>People can be injured or drowned if they are caught by strong currents.</p> <p>Related referents</p> <p>—</p> <p>Field of application</p> <p>Workplaces, public areas</p> <p>Format of application</p> <p>Safety signing, notices, safety manuals</p> <p>Context of use</p> <p>In areas of aquatic activity, water safety, aquatic safety. In areas of water identified as having strong currents.</p> <p>Additional information</p> <p>Test data obtained according to ISO 9186-1 are available from more than one country. Findings from testing showed that the graphical symbol did not reach the criteria of acceptability. Consequently, a supplementary text sign shall be used to increase comprehension except when the safety sign is supplemented by manuals, instructions or training.</p>	

Table 6 (continued)


	Reference No. WSW016
	Referent Warning; Boating area
	Function To warn of a hazard from boats (e.g. manually powered craft, mechanically powered craft, sailing craft)
	Image content Bow of boat with anchor, upper body of human figure with arms raised, two wavy lines
Hazard Boats could collide with people in the water Human behaviour that is intended to be caused after understanding the safety sign's meaning Taking care when entering areas where there is boat activity Human behaviour that is intended to be prevented Not taking care when entering areas where there is boat activity Need People can be injured or drowned if struck by boats. Related referents WSW004 Field of application Workplaces, public areas Format of application Safety signing, notices, safety manuals Context of use In areas of aquatic activity, water safety, aquatic safety Additional information Test data obtained according to ISO 9186-1 are available from more than one country. Findings from testing showed that the graphical symbol exceeded the criteria of acceptability. A supplementary text sign may be used to increase comprehension. If the safety sign is supplemented by manuals, instructions or training, a supplementary text sign may not be required.	

Table 6 (continued)


	<p>Reference No.</p> <p style="text-align: center;">WSW017</p>
	<p>Referent</p> <p style="text-align: center;">Warning; Sand yachting</p>
	<p>Function</p> <p>To warn of a hazard from sand yachting</p>
	<p>Image content</p> <p>Sand yacht, sail, vertical line, horizontal line, two wheels</p>
<p>Hazard</p> <p>Sand yachts could collide with people on the beach</p> <p>Human behaviour that is intended to be caused after understanding the safety sign's meaning</p> <p>Taking care when entering areas where there is sand yachting</p> <p>Human behaviour that is intended to be prevented</p> <p>Not taking care when entering areas where there is sand yachting</p> <p>Need</p> <p>People can be injured or killed if struck by a sand yacht.</p> <p>Related referents</p> <p>WSP020</p> <p>Field of application</p> <p>Workplaces, public areas</p> <p>Format of application</p> <p>Safety signing, notices, safety manuals</p> <p>Context of use</p> <p>In areas of aquatic activity, water safety, aquatic safety</p> <p>Additional information</p> <p>Test data obtained according to ISO 9186-1 are not available from more than one country. Findings from national testing, however, showed that in one country the graphical symbol did not reach the criteria of acceptability. Consequently, a supplementary text sign shall be used to increase comprehension except when the safety sign is supplemented by manuals, instructions or training.</p>	

Table 6 (continued)


	Reference No. <p style="text-align: center;">WSW018</p>
	Referent <p style="text-align: center;">Warning; Incoming tides</p>
	Function <p>To warn of the hazard of being trapped by incoming tides</p>
	Image content <p>Human figure with arms raised standing between a high land mass and waves</p>
<p>Hazard Incoming tides that could cause people to become trapped</p> <p>Human behaviour that is intended to be caused after understanding the safety sign's meaning Taking care when entering areas which could be cut off by incoming tides</p> <p>Human behaviour that is intended to be prevented Not taking care when entering areas which could be cut off by incoming tides</p> <p>Need People can be injured or drowned if they become trapped by incoming tides.</p> <p>Related referents —</p> <p>Field of application Workplaces, public areas</p> <p>Format of application Safety signing, notices, safety manuals</p> <p>Context of use In areas of aquatic activity, water safety, aquatic safety. In locations where incoming tides cut off egress.</p> <p>Additional information Test data obtained according to ISO 9186-1 are available from more than one country. Findings from testing showed that the graphical symbol did not reach the criteria of acceptability. Consequently, a supplementary text sign shall be used to increase comprehension except when the safety sign is supplemented by manuals, instructions or training.</p>	

Table 6 (continued)


	Reference No. <p style="text-align: center;">WSW019</p>
	Referent <p style="text-align: center;">Warning; Quicksand or mud/deep mud or silt</p>
	Function <p>To warn of the hazard of quicksand or mud</p>
	Image content <p>Upper body of a human figure with arms raised, solid mass</p>
<p>Hazard Quicksand or deep mud in which people could become trapped</p> <p>Human behaviour that is intended to be caused after understanding the safety sign's meaning Taking care when entering areas of quicksand or mud</p> <p>Human behaviour that is intended to be prevented Not taking care when entering areas where there is quicksand or mud</p> <p>Need People are at risk of injury or drowning if they become trapped in quicksand or mud.</p> <p>Related referents —</p> <p>Field of application Workplaces, public areas</p> <p>Format of application Safety signing, notices, safety manuals</p> <p>Context of use In areas of aquatic activity, water safety, aquatic safety. In locations of quicksand and mud.</p> <p>Additional information Test data obtained according to ISO 9186-1 are not available from more than one country. Findings from national testing, however, showed that in one country the graphical symbol did not reach the criteria of acceptability. Consequently, a supplementary text sign shall be used to increase comprehension except when the safety sign is supplemented by manuals, instructions or training.</p>	

Table 6 (continued)


	Reference No. <p style="text-align: center;">WSW020</p>
	Referent <p style="text-align: center;">Warning; Kite surfing</p>
	Function <p>To warn of a hazard from kite surfing</p>
	Image content <p>Human figure, surfboard, kite, two wavy lines, two curved lines</p>
<p>Hazard Kite surfers could collide with people in the water</p> <p>Human behaviour that is intended to be caused after understanding the safety sign's meaning Taking care when entering areas where there is kite surfing</p> <p>Human behaviour that is intended to be prevented Not taking care when entering areas where there is kite surfing</p> <p>Need People can be injured or drowned if struck by a kite surfer.</p> <p>Related referents WSP018, WSP019, WSW021</p> <p>Field of application Workplaces, public areas</p> <p>Format of application Safety signing, notices, safety manuals</p> <p>Context of use In areas of aquatic activity, water safety, aquatic safety</p> <p>Additional information Test data obtained according to ISO 9186-1 are not available from more than one country. Findings from national testing, however, showed that in one country the graphical symbol did not reach the criteria of acceptability. Consequently, a supplementary text sign shall be used to increase comprehension except when the safety sign is supplemented by manuals, instructions or training.</p>	

Table 6 (continued)


	Reference No. <p style="text-align: center;">WSW021</p>
	Referent <p style="text-align: center;">Warning; Parasailing</p>
	Function <p>To warn of a hazard from parasailing</p>
	Image content <p>Human figure with parasail, tow rope, mechanically powered craft, two wavy lines</p>
<p>Hazard Parasailors and mechanically powered craft could collide with people in the water</p> <p>Human behaviour that is intended to be caused after understanding the safety sign's meaning Taking care when entering areas where there is parasailing</p> <p>Human behaviour that is intended to be prevented Not taking care when entering areas where there is parasailing</p> <p>Need People can be injured or drowned if struck by a parasailor or by a mechanically powered craft.</p> <p>Related referents WSP018, WSP019, WSW020</p> <p>Field of application Workplaces, public areas</p> <p>Format of application Safety signing, notices, safety manuals</p> <p>Context of use In areas of aquatic activity, water safety, aquatic safety</p> <p>Additional information Test data obtained according to ISO 9186-1 are not available from more than one country. Findings from national testing, however, showed that in one country the graphical symbol did not reach the criteria of acceptability. Consequently, a supplementary text sign shall be used to increase comprehension except when the safety sign is supplemented by manuals, instructions or training.</p>	

Table 6 (continued)


	Reference No. <p style="text-align: center;">WSW022</p>
	Referent <p style="text-align: center;">Warning; Strong winds</p>
	Function <p>To warn of the hazard of strong winds</p>
	Image content <p>Windssock, two ropes, vertical line</p>
<p>Hazard</p> <p>Strong winds can sweep people on or in the water away from the shore</p> <p>Human behaviour that is intended to be caused after understanding the safety sign's meaning</p> <p>Taking care when going out on, or into, the water when there are strong winds</p> <p>Human behaviour that is intended to be prevented</p> <p>Not taking care when going out on, or into, the water when there are strong winds</p> <p>Need</p> <p>People can be injured or drowned if they are swept away from the shore by strong winds.</p> <p>Related referents</p> <p>—</p> <p>Field of application</p> <p>Workplaces, public areas</p> <p>Format of application</p> <p>Safety signing, notices, safety manuals</p> <p>Context of use</p> <p>In areas of aquatic activity, water safety, aquatic safety. In locations where there strong winds and a flag is not able to be displayed.</p> <p>Additional information</p> <p>Test data obtained according to ISO 9186-1 are not available from more than one country. Findings from national testing, however, showed that in one country the graphical symbol did not reach the criteria of acceptability. Consequently, a supplementary text sign shall be used to increase comprehension except when the safety sign is supplemented by manuals, instructions or training.</p>	

Table 6 (continued)


	<p>Reference No.</p> <p style="text-align: center;">WSW023</p>
	<p>Referent</p> <p style="text-align: center;">Warning; High surf or large breaking waves</p>
	<p>Function</p> <p>To warn of the hazard of high surf or large breaking waves</p>
	<p>Image content</p> <p>Wave with a high rolling shape above human figure falling backwards</p>
<p>Hazard</p> <p>Large, rapidly moving mass of water in which people could be caught</p> <p>Human behaviour that is intended to be caused after understanding the safety sign's meaning</p> <p>Taking care when entering the water or getting too close to the water's edge, when there are large breaking waves</p> <p>Human behaviour that is intended to be prevented</p> <p>Not taking care when entering the water or being near the water's edge, when there are large breaking waves</p> <p>Need</p> <p>People can be injured or drowned if they are caught by large breaking waves.</p> <p>Related referents</p> <p>WSW014</p> <p>Field of application</p> <p>Workplaces, public areas</p> <p>Format of application</p> <p>Safety signing, notices, safety manuals</p> <p>Context of use</p> <p>In areas of aquatic activity, water safety, aquatic safety</p> <p>Additional information</p> <p>Test data obtained according to ISO 9186-1 are not available from more than one country. Findings from national testing, however, showed that in one country the graphical symbol did not reach the criteria of acceptability. Consequently, a supplementary text sign shall be used to increase comprehension except when the safety sign is supplemented by manuals, instructions or training.</p>	

Table 6 (continued)



	Reference No. WSW024
	Referent Warning; Deep shelving beach
	Function To warn of a hazard from a sudden drop under the water
	Image content Human figure falling, edge of a land mass, six wavy lines
<p>Hazard</p> <p>Sudden drop to deep water at the edge of a land mass, such as a beach, where people could fall unexpectedly because of the sudden change in the depth of the water</p> <p>Human behaviour that is intended to be caused after understanding the safety sign's meaning</p> <p>Taking care to avoid sudden drops under the water or, being aware of these, taking suitable action when approaching them</p> <p>Human behaviour that is intended to be prevented</p> <p>Encountering a sudden unexpected drop under the water</p> <p>Need</p> <p>People can be injured or drowned if they unexpectedly encounter a sudden drop under the water and lose their footing and fall.</p> <p>Related referents</p> <p>WSW008</p> <p>Field of application</p> <p>Workplaces, public areas</p> <p>Format of application</p> <p>Safety signing, notices, safety manuals</p> <p>Context of use</p> <p>In areas of aquatic activity, water safety, aquatic safety</p> <p>Additional information</p> <p>Test data obtained according to ISO 9186-1 are available from more than one country. Findings from testing showed that the graphical symbol did not reach the criteria of acceptability. Consequently, a supplementary text sign shall be used to increase comprehension except when the safety sign is supplemented by manuals, instructions or training.</p>	

Table 6 (continued)

	<p>Reference No.</p> <p style="text-align: center;">WSW025</p>
	<p>Referent</p> <p style="text-align: center;">Warning; Crocodiles, alligators or caymans</p>
	<p>Function</p> <p>To warn of a hazard from crocodiles, alligators or caymans</p>
	<p>Image content</p> <p>Reptile head with open jaws, dot, two wavy lines</p>
<p>Hazard</p> <p>Crocodile, alligator or cayman attack</p> <p>Human behaviour that is intended to be caused after understanding the safety sign's meaning</p> <p>Taking care in areas where crocodiles, alligators or caymans can be present</p> <p>Human behaviour that is intended to be prevented</p> <p>Not taking care in areas where crocodiles, alligators or caymans can be present</p> <p>Need</p> <p>People can be injured or killed if they are caught by crocodiles, alligators or caymans.</p> <p>Related referents</p> <p>—</p> <p>Field of application</p> <p>Workplaces, public areas</p> <p>Format of application</p> <p>Safety signing, notices, safety manuals</p> <p>Context of use</p> <p>For use in aquatic areas where crocodiles, alligators or caymans commonly inhabit waters and may attack people.</p> <p>Additional information</p> <p>Test data obtained according to ISO 9186-1 are available from more than one country. Findings from testing showed that the graphical symbol exceeded the criteria of acceptability. A supplementary text sign may be used to increase comprehension. If the safety sign is supplemented by manuals, instructions or training, a supplementary text sign may not be required.</p>	

© 2015 International Organization for Standardization

ICS 01.080.10

Price based on 60 pages