

# INTERNATIONAL STANDARD

# ISO 16124

First edition  
2004-09-01

---

---

## Steel wire rod — Dimensions and tolerances

*Fil machine en acier — Dimensions et tolérances*



Reference number  
ISO 16124:2004(E)

© ISO 2004

**PDF disclaimer**

This PDF file may contain embedded typefaces. In accordance with Adobe's licensing policy, this file may be printed or viewed but shall not be edited unless the typefaces which are embedded are licensed to and installed on the computer performing the editing. In downloading this file, parties accept therein the responsibility of not infringing Adobe's licensing policy. The ISO Central Secretariat accepts no liability in this area.

Adobe is a trademark of Adobe Systems Incorporated.

Details of the software products used to create this PDF file can be found in the General Info relative to the file; the PDF-creation parameters were optimized for printing. Every care has been taken to ensure that the file is suitable for use by ISO member bodies. In the unlikely event that a problem relating to it is found, please inform the Central Secretariat at the address given below.

© ISO 2004

All rights reserved. Unless otherwise specified, no part of this publication may be reproduced or utilized in any form or by any means, electronic or mechanical, including photocopying and microfilm, without permission in writing from either ISO at the address below or ISO's member body in the country of the requester.

ISO copyright office  
Case postale 56 • CH-1211 Geneva 20  
Tel. + 41 22 749 01 11  
Fax + 41 22 749 09 47  
E-mail [copyright@iso.org](mailto:copyright@iso.org)  
Web [www.iso.org](http://www.iso.org)

Published in Switzerland

## Foreword

ISO (the International Organization for Standardization) is a worldwide federation of national standards bodies (ISO member bodies). The work of preparing International Standards is normally carried out through ISO technical committees. Each member body interested in a subject for which a technical committee has been established has the right to be represented on that committee. International organizations, governmental and non-governmental, in liaison with ISO, also take part in the work. ISO collaborates closely with the International Electrotechnical Commission (IEC) on all matters of electrotechnical standardization.

International Standards are drafted in accordance with the rules given in the ISO/IEC Directives, Part 2.

The main task of technical committees is to prepare International Standards. Draft International Standards adopted by the technical committees are circulated to the member bodies for voting. Publication as an International Standard requires approval by at least 75 % of the member bodies casting a vote.

Attention is drawn to the possibility that some of the elements of this document may be the subject of patent rights. ISO shall not be held responsible for identifying any or all such patent rights.

ISO 16124 was prepared by Technical Committee ISO/TC 17, *Steel*, Subcommittee SC 17, *Steel wire rod and wire products*.

This first edition cancels and replaces ISO 8457-1:1989, which has been technically revised.



# Steel wire rod — Dimensions and tolerances

## 1 Scope

This International standard specifies dimensions and tolerances to the dimensions applicable to steel wire rod as defined in ISO 6929.

## 2 Normative references

The following referenced documents are indispensable for the application of this document. For dated references, only the edition cited applies. For undated references, the latest edition of the referenced document (including any amendments) applies.

ISO 6929:1987, *Steel products — Definitions and classification*

## 3 Dimensions and tolerances on dimensions

### 3.1 General

The dimensions and tolerances applicable to the dimensions of hot-rolled steel wire rod shall be as specified in 3.2 to 3.5.

### 3.2 Round wire rod

The preferred nominal diameters and tolerances on diameters shall be as specified in Table 1 and Table 2 respectively. Three levels of tolerance are standardized T1, T2 and T3.

The permissible out-of-round for all sizes, measured as the difference between the maximum and minimum diameters at any cross-section, shall be 80 % of the total tolerance specified on the diameter (see Table 2).

### 3.3 Square wire rod

The nominal width of side and tolerance on width of side shall be as specified in Table 3 and Table 4 respectively.

The permissible out-of-square for all sizes, measured as the difference of the distances between faces in the same cross-section, shall be 80 % of the total tolerance specified on the width of side (see Table 4).

### 3.4 Hexagonal wire rod

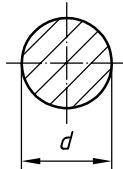
The normal thickness, measured as the width across opposite flat faces, and tolerance on thickness shall be as specified in Table 5 and Table 6 respectively.

The permissible out-of-hexagon for all sizes, measured as the difference between the widths across the flats at any cross-section, shall be 80 % of the total thickness tolerance (see Table 6).

### 3.5 Rectangular wire rod

The nominal size, defined as width  $b$  by thickness  $d$ , and tolerance on size shall be as specified in Table 7 and Table 8 respectively.

**Table 1 — Preferred diameter, nominal section and nominal mass of round wire rod**



Preferred diameter, $d$ mm	Cross-sectional area, $S$ <sup>a,b</sup> mm <sup>2</sup>	Mass per unit length <sup>a,c</sup> kg/m
5	19,63	0,154
5,5	23,76	0,187
6	28,27	0,222
6,5	33,18	0,260
7	38,48	0,302
7,5	44,18	0,347
8	50,26	0,395
8,5	56,74	0,445
9	63,62	0,499
9,5	70,88	0,556
10	78,54	0,617
10,5	86,59	0,680
11	95,03	0,746
11,5	103,9	0,816
12	113,1	0,888
12,5	122,7	0,963
13	132,7	1,04
13,5	143,1	1,12
14	153,9	1,21
14,5	165,1	1,30
15	176,7	1,39
15,5	188,7	1,48
16	201,1	1,58
16,5	213,8	1,68
17	227,0	1,78
17,5	240,5	1,89
18	254,5	2,00
18,5	268,8	2,11
19	283,5	2,23
19,5	298,6	2,34
20	314,2	2,47
21	346,3	2,72
22	380,1	2,98
23	415,5	3,26
24	452,4	3,55
25	490,9	3,85
26	530,9	4,17

Table 1 (continued)

Preferred diameter, $d$ mm	Cross-sectional area, $S$ <sup>a,b</sup> mm <sup>2</sup>	Mass per unit length <sup>a,c</sup> kg/m
27	572,6	4,49
28	615,7	4,83
29	660,5	5,18
30	706,9	5,55
31	754,8	5,92
32	804,2	6,31
33	855,3	6,71
34	907,9	7,13
35	962,1	7,55
36	1 017,9	7,99
37	1 075,2	8,44
38	1 134,1	8,90
39	1 194,6	9,38
40	1 256,6	9,86
41	1 320,3	10,36
42	1 385,4	10,88
43	1 452,2	11,40
44	1 520,5	11,94
45	1 590,4	12,48
46	1 661,9	13,05
47	1 734,9	13,62
48	1 809,6	14,21
49	1 885,7	14,80
50	1 963,5	15,41

<sup>a</sup> For information only.

<sup>b</sup>  $S = 0,785 4 d^2$ .

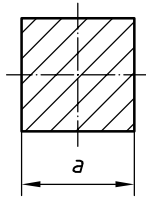
<sup>c</sup> Mass/m = 0,007 85  $S$ .

Table 2 — Tolerances on nominal diameter and out-of-round of round wire rod

Nominal diameter, $d$ mm	Tolerances mm			Out-of-round ( $\leq$ ) mm		
	T1 <sup>a</sup>	T2	T3	T1	T2	T3
$5,00 \leq d \leq 10,00$	$\pm 0,30$	$\pm 0,25$	$\pm 0,15$	0,48	0,40	0,24
$10,00 < d \leq 15,00$	$\pm 0,40$	$\pm 0,30$	$\pm 0,20$	0,64	0,48	0,32
$15,00 < d \leq 25,00$	$\pm 0,50$	$\pm 0,35$	$\pm 0,25$	0,80	0,56	0,40
$25,00 < d \leq 40,00$	$\pm 0,60$	$\pm 0,40$	$\pm 0,30$	0,96	0,64	0,48
$40,00 < d \leq 50,00$	$\pm 0,80$	$\pm 0,50$	—	1,28	0,80	—

<sup>a</sup> For the size range  $5,00 \text{ mm} \leq d \leq 10,00 \text{ mm}$ , larger values for the tolerance may be agreed upon between the parties.

Table 3 — Width of side, nominal section and nominal mass of square wire rod



Preferred width, <i>a</i> mm	Cross-sectional area <sup>a</sup> mm <sup>2</sup>	Mass per unit length <sup>a</sup> kg/m
15	225,0	1,77
16	256,0	2,01
17	289,0	2,27
18	324,0	2,54
19	361,0	2,83
20	400,0	3,14
21	441,0	3,46
22	484,0	3,80
23	529,0	4,15
24	576,0	4,52
25	625,0	4,91
26	676,0	5,31
27	729,0	5,72
28	784,0	6,15
29	841,0	6,60
30	900,0	7,06
31	961,0	7,54
32	1 024,0	8,04

<sup>a</sup> For information only.

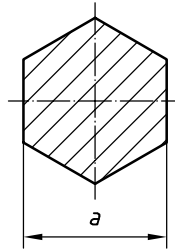
Table 4 — Width tolerances and out-of-square of square wire rod

Nominal width, <i>a</i> mm		Width tolerance mm	Out-of-square ( $\leq$ ) mm
over	up to and including		
8,5	15	$\pm 0,4$	0,64
15	25	$\pm 0,5$	0,80
25	32	$\pm 0,6$	0,96

NOTE Limited corner radii are permissible.



Table 5 — Thickness, nominal section and nominal mass of hexagonal wire rod

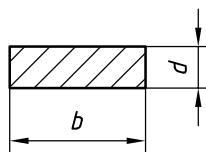


Preferred thickness, $a$ mm	Cross-sectional area <sup>a</sup> mm <sup>2</sup>	Mass per unit length <sup>a</sup> kg/m
15	194,9	1,53
16	221,7	1,74
17	250,3	1,96
18	280,6	2,20
19	312,6	2,45
20	346,4	2,72
22	419,2	3,29
23	458,1	3,60
24	498,8	3,92
25	541,3	4,25
26	585,4	4,60
27	631,3	4,96
28	679,0	5,33
29	728,3	6,37
30	779,4	6,81
31	832,2	7,28
32	886,8	7,76
33	943,1	8,25
34	1 000,1	8,76
35	1 060,8	9,28
36	1 122,3	9,82
37	1 185,5	10,37
38	1 250,5	10,94
39	1 317,2	11,52
40	1 385,6	12,12
<sup>a</sup> For information only.		

Table 6 — Thickness tolerances and out-of-hexagon of hexagonal wire rod

Nominal width, $a$ mm		Thickness tolerance mm	Out-of-hexagon ( $\leq$ ) mm
over	up to and including		
8,5	15	$\pm 0,4$	0,64
15	25	$\pm 0,5$	0,80
25	40	$\pm 0,6$	0,96
NOTE Limited corner radii are permissible.			

Table 7 — Size, nominal section and nominal mass of rectangular wire rod



Preferred $b \times d$ mm	Cross-sectional area <sup>a</sup> mm <sup>2</sup>	Mass per unit length <sup>a</sup> kg/m
18 × 10	180,0	1,41
18 × 12	216,0	1,70
20 × 10	200,0	1,57
20 × 12	240,0	1,88
20 × 14	280,0	2,20
22 × 8	176,0	1,38
22 × 10	220,0	1,73
22 × 12	264,0	2,07
22 × 14	308,0	2,42
25 × 8	200,0	1,57
25 × 10	250,0	1,96
25 × 12	300,0	2,36
25 × 14	350,0	2,75
25 × 16	400,0	3,14
28 × 8	224,0	1,76
28 × 10	280,0	2,20
28 × 12	336,0	2,64
28 × 14	392,0	3,08
28 × 16	448,0	3,52
30 × 6	180,0	1,41
30 × 8	240,0	1,88
30 × 10	300,0	2,36
30 × 12	360,0	2,83
30 × 14	420,0	3,30
30 × 16	480,0	3,77

<sup>a</sup> For information only.

Table 8 — Tolerances of rectangular wire rod

Nominal width, $b$ or nominal thickness, $d$ mm		Width tolerance mm	Thickness tolerance mm
over	up to and including		
—	8	—	± 0,3
8	14	± 0,4	± 0,4
14	22	± 0,5	± 0,4
22	30	± 0,6	—

NOTE Limited corner radii are permissible.

#### 4 Inspection on the cross-sectional dimensions

In cases of dispute, the cross-sectional dimensions shall be measured at a distance from the end of wire rod greater than those included in Table 9.

**Table 9 — Measured distance from the end of the coil**

Nominal diameter (or dimension), $d$ mm	Distance from the end of the coil mm
$5 \leq d \leq 7$	5 000
$7 < d \leq 13$	4 000
$13 < d \leq 18$	3 000
$18 < d \leq 23$	2 000
$23 < d \leq 28$	1 500
$28 < d \leq 50$	1 000

#### 5 Mass of coils

Mass and tolerance on mass of individual coils may be agreed upon between manufacturer and customer.

It is permitted that a maximum of 5 % of the number of coils may be supplied with a mass less than the specified minimum mass.

---

---

**ICS 77.140.65**

Price based on 7 pages