

---

---

**Sterilization of health care  
products — Moist heat —**

Part 3:  
**Guidance on the designation of a  
medical device to a product family  
and processing category for steam  
sterilization**

*Stérilisation des produits de santé — Chaleur humide —*

*Partie 3: Directives concernant la désignation d'un dispositif médical  
pour une famille de produits et catégorie de traitement pour la  
stérilisation à la vapeur*





**COPYRIGHT PROTECTED DOCUMENT**

© ISO 2013

All rights reserved. Unless otherwise specified, no part of this publication may be reproduced or utilized otherwise in any form or by any means, electronic or mechanical, including photocopying, or posting on the internet or an intranet, without prior written permission. Permission can be requested from either ISO at the address below or ISO's member body in the country of the requester.

ISO copyright office  
Case postale 56 • CH-1211 Geneva 20  
Tel. + 41 22 749 01 11  
Fax + 41 22 749 09 47  
E-mail [copyright@iso.org](mailto:copyright@iso.org)  
Web [www.iso.org](http://www.iso.org)

Published in Switzerland

# Contents

|   | Page      |
|---|-----------|
| <b>Foreword</b> .....   | <b>iv</b> |
| <b>Introduction</b> .....   | <b>v</b>  |
| <b>1 Scope</b> .....  | <b>1</b>  |
| <b>2 Normative references</b> .....   | <b>1</b>  |
| <b>3 Terms and definitions</b> .....  | <b>1</b>  |
| <b>4 Classification</b> .....   | <b>2</b>  |
| 4.1 General attributes.....   | 2         |
| 4.2 Detailed attributes.....  | 2         |
| <b>5 Product family (pf)</b> .....  | <b>5</b>  |
| 5.1 Example 1 — pf 1.....   | 6         |
| 5.2 Example 2 — pf 24.....  | 6         |
| 5.3 Example 3 — pf 27.....  | 7         |
| <b>6 Processing category</b> .....  | <b>8</b>  |
| <b>7 Sterilization process parameters</b> .....                                   | <b>8</b>  |
| <b>8 Additional considerations</b> .....  | <b>8</b>  |
| 8.1 Services.....   | 8         |
| 8.2 Process selection.....  | 9         |
| <b>Annex A (informative) Process parameters</b> .....                             | <b>10</b> |
| <b>Annex B (informative) Characterization of a procedure set — Examples</b> ..... | <b>13</b> |
| <b>Annex C (informative) Designating a processing category</b> .....              | <b>29</b> |
| <b>Annex D (informative) Processing categories — Examples</b> .....               | <b>31</b> |
| <b>Bibliography</b> .....   | <b>49</b> |

## Foreword

ISO (the International Organization for Standardization) is a worldwide federation of national standards bodies (ISO member bodies). The work of preparing International Standards is normally carried out through ISO technical committees. Each member body interested in a subject for which a technical committee has been established has the right to be represented on that committee. International organizations, governmental and non-governmental, in liaison with ISO, also take part in the work. ISO collaborates closely with the International Electrotechnical Commission (IEC) on all matters of electrotechnical standardization.

The procedures used to develop this document and those intended for its further maintenance are described in the ISO/IEC Directives, Part 1. In particular the different approval criteria needed for the different types of ISO documents should be noted. This document was drafted in accordance with the editorial rules of the ISO/IEC Directives, Part 2. [www.iso.org/directives](http://www.iso.org/directives)

Attention is drawn to the possibility that some of the elements of this document may be the subject of patent rights. ISO shall not be held responsible for identifying any or all such patent rights. Details of any patent rights identified during the development of the document will be in the Introduction and/or on the ISO list of patent declarations received. [www.iso.org/patents](http://www.iso.org/patents)

Any trade name used in this document is information given for the convenience of users and does not constitute an endorsement.

The committee responsible for this document is ISO/TC 198, *Sterilization of health care products*.

ISO 17665 consists of the following parts, under the general title *Sterilization of health care products — Moist heat*:

- *Part 1: Requirements for the development, validation and routine control of a sterilization process for medical devices*
- *Part 2: Guidance on the application of ISO 17665 Part 1: 2006 [Technical Specification]*
- *Part 3: Guidance on the designation of a medical device to a product family and processing category for steam sterilization [Technical Specification]*

## Introduction

The type of moist heat sterilization process used to successfully process a medical device is identified from the physical, design, material and functional characteristics of the medical device and any sterile barrier system and/or packaging system used to present the medical device for sterilization.

Manufacturers of moist heat sterilizers may supply sterilizers with a number of pre-set sterilization processes. These pre-set sterilization processes may be suitable for sterilizing a wide range of medical devices or combinations of medical devices; however, there may be a need to develop customized sterilization processes to sterilize medical devices or combinations of medical devices that pose a particular challenge to the pre-set sterilization processes.

The designs and nature of materials used to construct medical devices are increasing in complexity. Materials used in the manufacture of sterile barrier systems and/or packaging systems and the combinations of different medical devices in procedure sets can adversely affect conductivity, air removal and moist heat penetration, causing a failure to obtain the required sterility assurance level.

The classification of a medical device into a product family can assist with the development of moist heat sterilization process conditions for this medical device. Assigning a medical device to a particular product family is the first stage of performance qualification at the point of use as specified in ISO 17665-1 and ISO/TS 17665-2. The efficacy of sterilization for a medical device using the sterilization process for that product family should be assessed and documented together with any pre-treatments, such as cleaning, disinfection to reduce bioburden followed by lubrication and humidification of some materials e.g. those containing cellulose.

In this part of ISO 17665 the attributes which relate to efficient sterilization and which are used to identify a product family have been selected from operational experience, engineering considerations and experimental data relating to the efficacy of the different types of moist heat sterilizers and their sterilization processes, and the types and design of differing medical devices and sterile barrier systems and/or packaging systems. Medical devices that are labelled by the manufacturer as being capable of being sterilized via moist heat may be categorized into product families by a user. However, not all medical devices will fit into one of the product families described in this part of ISO 17665. In these cases, new product families will need to be identified based on the consideration of the products attributes and require additional performance qualification.

Medical devices that have been classified into different product families are often processed in the same sterilization load when assembled into a randomly selected load configuration. This approach is common and acceptable in health care facilities where it is generally not feasible to qualify each sterilization load, provided that the sterilization process and sterilizer have been shown to be capable of sterilizing the range of product families constituting the sterilization load. Care should be taken to ensure that the combination of product families does not create a greater sterilization challenge than that set by the individual product families. In addition, consideration should be given to possible adverse interactions between medical devices such as the contamination of instruments with textile fibres. The examples shown in [Annex B](#) and [D](#) are illustrations of how the coding system is intended to be used in developing a sterilizer load.

This part of ISO 17665 should be read in conjunction with ISO 17665-1 and ISO/TS 17665-2.



# Sterilization of health care products — Moist heat —

## Part 3:

# Guidance on the designation of a medical device to a product family and processing category for steam sterilization

## 1 Scope

This part of ISO 17665 provides guidance about the attributes of a medical device to be considered by the user when assigning a medical device to a product family for the purpose of identifying and aligning it to a processing category for a specific moist heat sterilization process.

**NOTE** While this part of ISO 17665 is applicable to health care facilities, it may be used by a manufacturer of a sterile medical device and/or whenever information on reprocessing is required (see ISO 17664).

## 2 Normative references

The following documents, in whole or in part, are normatively referenced in this document and are indispensable for its application. For dated references, only the edition cited applies. For undated references, the latest edition of the referenced document (including any amendments) applies.

ISO 17665-1:2006, *Sterilization of health care products — Moist heat — Part 1: Requirements for the development, validation and routine control of a sterilization process for medical devices*

## 3 Terms and definitions

For the purposes of this document, the terms and definitions given in ISO 17665-1 and the following apply.

### 3.1

#### **master product**

medical device or procedure set used to represent the most difficult to sterilize item in a product family or processing category

### 3.2

#### **processing category**

collection of different products or product families that can be sterilized together

### 3.3

#### **steam penetration resistance**

challenge to a sterilization process from a medical device, including any sterile barrier/packaging system that may delay attainment of the process parameters for moist heat sterilization on all parts of the medical device

### 3.4

#### **user**

responsible body, which can be an individual or group, accountable for ensuring products are sterilized and suitable for intended use

## 4 Classification

Each medical device, whether new or modified, should be classified using the general attributes listed in [Table 1](#). Specific characteristics of a medical device should, as applicable, be identified from the subclauses detailed in [4.2](#).

NOTE 1 Requirements for information to be provided by the manufacturer for the reprocessing of resterilizable medical devices are given in ISO 17664.

If a collection of medical devices are to be contained in a sterile barrier system and/or packaging system e.g. a procedure set, the challenge to the sterilization process from each medical device should be rated relative to the other medical devices as described in this part of ISO 17665. The product family assigned to this collection should be determined by the medical device which presents the greatest challenge to the sterilization process and the sterile barrier system and/or packaging system used. This product family will enable an appropriate processing category and sterilization process to be selected. The combination of the device with the highest rating and the chosen sterilization process should be subject to qualification in accordance with ISO 17665-1.

NOTE 2 Requirements and guidance for sterile barrier systems and packaging systems may be found in ISO 11607 (all parts) and EN 868 (all parts).

Some combinations of physical characteristics, such as those specified in [Table 1](#), may cause an unpredictable adverse change to the steam penetration resistance as illustrated in [Table 6](#). This can lead to an underestimation of the difficulty to sterilize (see [Clause 5](#), Example 2). In such situations performance qualification should always be carried out in accordance with ISO 17665-1.

### 4.1 General attributes

**Table 1 — General attributes**

| Attribute              | Code |
|------------------------|------|
| Design                 | a    |
| Weight                 | b    |
| Material               | c    |
| Sterile barrier system | d    |

### 4.2 Detailed attributes

The following attributes provide detail for characterizing a medical device and a sterilization process. Increased resistance to steam penetration is indicated by ascending code numbers.

Some attributes will be specified by the manufacturer of the medical device and others by the user. The manufacturer of a medical device will usually specify the attributes needed by the user to assess its steam penetration resistance and to select a processing category for a specific sterilizer and sterilization process. Both the resistance and the category should be reassessed when the medical device is to be combined with others in a sterile barrier system and/or packaging system.

The sterilization process should be qualified to verify that the required lethality will be delivered to all medical devices processed together (see ISO 17665-1 and ISO/TS 17665-2).

#### 4.2.1 Design

For the purpose of identifying a type of sterilization process for reprocessing and assigning a processing category, a medical device should be broadly identified from one or more of the designs described in [Table 2](#). The steam penetration resistance will be different for each design when air is to be removed and replaced by saturated steam. The following should be considered when developing an air removal process.



a1: air is displaced predictably as temperature rises with the introduction of steam. This action is unlikely to be affected by orientation.

a2: instrument may need to be in an open position and an active air removal process may be necessary.

a3: residual air in hollows may cause unpredictable delays to sterilizing conditions. Defined orientation and/or the dilution of air by an active air removal process may be necessary.

a4: inadequate removal of air during the air removal stage of the sterilization process can cause uncertainty in the attainment of sterilizing conditions.

a5: an active air removal process will be required. Condensate resulting from temperature differences within materials, interaction between adjacent medical devices and the quality of steam can cause an adverse effect on the efficiency of air dilution.

a6: an active air removal process will be required. Condensate can cause occlusion, inadequate air removal and inadequate steam penetration.

a7: if an active air removal process is required, develop the sterilization process to the product.

**Table 2 — Design**

| Structure                            | Code<br>(a) | Example  |
|--------------------------------------|-------------|--|
| Solid, hollow                        | 1           | Bowl, jug, dish, bottle, chisel, single piece skin retractor, single component empty instrument tray |
| Pin and box joints                   | 2           | Scissor, forceps, needle holder  |
| Lumen                                | 3           | Laparoscopic sheath, sucker, cannulated reamer, rigid endoscope, cannulated screws                   |
| Porous                               | 4           | Linen, filters, gauze  |
| Tubing, moving parts, tortuous paths | 5           | Power tool hose, silicone tubing, dental hand piece, ear nose throat drill,                          |
| Lumen surrounded by a large mass     | 6           | Drill, cannulated screw driver, obturator, ratchet handle, bored handle                              |
| Other                                | 7           | Pre-filled syringe   |

#### 4.2.2 Material

The materials used to manufacture a medical device will be either metallic or non-metallic or a combination of both. Typically, metallic materials will have a high thermal conductivity and non-metals will have low thermal conductivity.

Materials with low thermal conductivity exhibit higher temperature differences throughout the material when compared to materials with high thermal conductivity. Both types of material present challenges to the sterilization process. The moisture content of the material may also influence the heat transfer into the product. This should be taken into account during performance qualification with the material in its most challenging state.

When compared to materials with low thermal conductivity, materials with high thermal conductivity and equal heat capacity will:

- initially generate more condensate in a given time period,
- absorb and release energy faster,
- attain a state of equilibrium faster.

Examples of some of the materials used are shown in [Table 3](#).

**Table 3 — Materials**

| Material  | Example material   | Code (b) |
|-----------|--|----------|
| Metal     | Stainless steel, carbon steel copper and copper-based alloys. Other metals or combinations of metal. | 1        |
| Non-metal | Glass, cellulose, polycarbonate, PVC, PTFE, silicon. Other non metals.                               | 2        |

#### 4.2.3 Weight

The weight of a medical device, or part of a medical device (if processed separately), or for a collection of medical devices grouped into a single sterile barrier system and/or packaging system, should be assigned to one of the codes indicated in [Table 4](#). This information may be required when judging:

- heat-up time;
- cooling time/drying time;
- exposure time in a mixed weight sterilizer load;
- the stability of a single or composite construction material;
- the amount of condensate and its effect on steam penetration.

**Table 4 — Weight**

| Weight g         | Code (c) |
|------------------|----------|
| Less than 50     | 1        |
| 50 to 499        | 2        |
| 500 to 1999      | 3        |
| 2000 and greater | 4        |

#### 4.2.4 Sterile barrier system and/or packaging system

Except when a medical device is to be presented aseptically immediately after being re-processed, it will be contained in a sterile barrier system and/or packaging system prior to it being sterilized [see ISO 11607 (all parts) for code d2 to d4 in [Table 5](#)]. When establishing the steam penetration resistance and moisture retention for a medical device or a collection of medical devices, the influence on the combined steam penetration resistance caused by the system and the materials used in its construction should be known. A collection of sterile barrier systems and /or packaging systems are listed in [Table 5](#).

NOTE 1 In some countries local regulations may forbid the sterilization of unwrapped medical devices, in which case code d1 would not apply.

**Table 5 — Sterile barrier system and/or packaging system**

| Sterile barrier system   | Code (d) |
|--|----------|
| None   | 1        |
| Single wrapped/pouch   | 2        |
| Double wrapped in wrapping material or pouches, double wrapped container or tray, reusable sterilization container according to manufacturers instructions | 3        |
| Combination of two or more systems, for example, a reusable sterilization container with an inner sterile barrier system                                   | 4        |

NOTE 2 Information on the intended use of the sterile barrier systems will be available from the manufacturer. The effect of combining two or more systems (d4) may require additional performance qualification (see ISO 17665-1:2006, [Clause 8](#)).

## 5 Product family (pf)

The product family assigned to a medical device should be based on attributes identified from the ones shown in [4.2](#). A number of product families that could be established from these attributes are listed in [Table 6](#).

Use [Table 6](#) to assign a product family to a medical device and then from this assignment identify the steam penetration resistance. For each medical device:

- select a level for each attribute a to d;
- establish a match to one of the product families in the table;
- note the product family and then from column 'e', the estimate for steam penetration resistance;
- if a match cannot be obtained, establish a new one and then by comparison with established product families and from performance qualification, estimate a steam penetration resistance.

A discussion and estimate for steam penetration resistance for three types of medical devices are shown in [5.1](#), [5.2](#) and [5.3](#). A user may need to establish additional product families for those designs that cannot be characterized into one of the seven designs illustrated in [Table 2](#).

The steam penetration resistance assigned to each product family listed in [Table 6](#) is estimated and judged from the attributes identified in [Clause 4](#). This estimation is first based on the design of the medical devices in the family and then adjusted if influenced by the other attributes. A procedure set will often contain a range of medical devices and components each assigned a different product family and a different steam penetration resistance. The product family assigned to a procedure set should normally align with the medical device or component assigned the highest steam penetration resistance unless influenced by adjacent medical devices and/or components. Examples are illustrated in [Annex B](#).

The actual steam penetration resistance will depend on the load configuration and any one of the following:

- design of the sterilizer;
- type of operating cycle;
- operational state of the sterilizer witnessed by validation and conformity to the requirements for scheduled periodic tests;
- quality of services delivered to the equipment witnessed by test;
- site.

### 5.1 Example 1 — pf 1

A shallow, thin wall, metal bowl.

- design: a1,
- material: b1,
- weight: c1,
- sterile barrier system and/or packaging system: d1.

Steam condensing on the bowl will cause a higher concentration of air on its surfaces. This air will be displaced by steam and sterilizing conditions will exist on its surface when the sterilization temperature is measured at the reference measurement point e.g. the chamber drain.

Nominal changes to the non-condensable gases (NCG) in the steam and/or to air leakage into the sterilizer chamber are unlikely to adversely affect the predicted efficiency of the sterilization process.

The estimated steam penetration resistance for this medical device is e1 (see [Table 6](#)) based on design a1. The other attributes of the device will not affect this estimation.

### 5.2 Example 2 — pf 24

A length of thin wall soft plastic tubing.

- design: a5,
- material: b2,
- weight: c1,
- sterile barrier system and/or packaging system: d3.

Sterilization temperature measured at the reference measurement point may not be indicative of sterilizing conditions within the tubing. The following should be considered when selecting a sterilization process and loading configuration:

- an active air removal system is necessary;
- thin wall tubing is susceptible to kinking and collapse;
- occlusion caused by condensate will prevent the removal of air from within the tube and delay or prevent the presence of sterilizing conditions;
- steam condensing on adjacent items can cause an increase in NCG local to the tube and this gas can then be driven by the steam into the tubing;
- air leakage into the sterilizer chamber and/or increased NCG carried by the steam can add to the air already in the tubing and this can then adversely affect the predicted efficiency of the sterilization process.

The estimated steam penetration resistance according to design a5 will be e5. For this medical device, the other attributes listed in [Clause 4](#) will not affect this estimate.

Providing the above considerations are observed when selecting a sterilization process and loading configuration, the estimated steam penetration resistance should remain at e5. However, due to the number of variables listed above, steam penetration resistance may need to be judged from performance qualification (see ISO 17665-1).

5.3 Example 3 — pf 27

Cannulated screw driver with a non-metallic or metallic coated handle.

- design: a6,
- material: b2,
- weight: c2,
- sterile barrier system and/or packaging system: d3.

Poor heat transfer through the surface of the handle will delay the presence of sterilizing conditions in the lumen. This delay can vary for most of the reasons given in example 2.

The estimated steam penetration resistance based on design a6 will be e6. Weight and material may affect this estimate.

Table 6 — Product families

| MD | Attribute  |   |   |   |   |   |   |   |   |   |              |   |            |   |   |   |  |   |   |   | Steam penetration resistance (estimated) |   |   |   |   |   |  |  |  |
|----|------------|---|---|---|---|---|---|---|---|---|--------------|---|------------|---|---|---|--|---|---|---|--|---|---|---|---|---|--|--|--|
|    | Design (a) |   |   |   |   |   |   |   |   |   | Material (b) |   | Weight (c) |   |   |   | Sterile barrier system and/or packaging system (d) |   |   |   | (e)                                      |   |   |   |   |   |  |  |  |
|    | 1          | 2 | 3 | 4 | 5 | 6 | 7 | + | 1 | 2 | 1            | 2 | 3          | 4 | 1 | 2 | 3  | 4 | 1 | 2 | 3  | 4 | 5 | 6 | 7 | + |  |  |  |
| 1  | x          |   |   |   |   |   |   |   |   | x |              | x | x          | x |   | x |  |   |   |   | x  |   |   |   |   |   |  |  |  |
| 2  | x          |   |   |   |   |   |   |   |   | x |              |   |            |   | x | x |  |   |   |   |  |   |   |   |   |   |  |  |  |
| 3  | x          |   |   |   |   |   |   |   |   |   | x            | x | x          | x |   | x |  |   |   |   |  |   |   |   |   |   |  |  |  |
| 4  | x          |   |   |   |   |   |   |   |   |   | x            |   |            |   | x | x |  |   |   |   |  |   |   |   |   |   |  |  |  |
| 5  | x          |   |   |   |   |   |   |   |   |   | x            |   |            |   | x | x | x  |   |   |   |  |   |   |   |   |   |  |  |  |
| 6  | x          |   |   |   |   |   |   |   |   |   | x            | x | x          |   |   |   |  |   |   |   |  |   |   |   |   |   |  |  |  |
| 7  | x          |   |   |   |   |   |   |   |   |   | x            |   |            |   | x | x |  |   |   |   |  |   |   |   |   |   |  |  |  |
| 8  |            |   | x |   |   |   |   |   |   |   | x            |   |            |   | x | x |  |   |   |   |  |   |   |   |   |   |  |  |  |
| 9  |            |   | x |   |   |   |   |   |   |   | x            |   |            |   | x | x |  |   |   |   |  |   |   |   |   |   |  |  |  |
| 10 |            |   | x |   |   |   |   |   |   |   | x            | x | x          |   |   |   |  |   |   |   |  |   |   |   |   |   |  |  |  |
| 11 |            |   | x |   |   |   |   |   |   |   | x            | x | x          |   |   |   |  |   |   |   |  |   |   |   |   |   |  |  |  |
| 12 |            |   | x |   |   |   |   |   |   |   | x            |   |            |   | x | x |  |   |   |   |  |   |   |   |   |   |  |  |  |
| 13 |            |   |   | x |   |   |   |   |   |   | x            | x |            |   |   |   |  |   |   |   |  |   |   |   |   |   |  |  |  |
| 14 |            |   |   | x |   |   |   |   |   |   | x            | x |            |   |   |   |  |   |   |   |  |   |   |   |   |   |  |  |  |
| 15 |            |   |   | x |   |   |   |   |   |   | x            |   |            |   | x | x |  |   |   |   |  |   |   |   |   |   |  |  |  |
| 16 |            | x |   |   |   |   |   |   |   |   | x            |   |            |   |   |   |  |   |   |   |  |   |   |   |   |   |  |  |  |
| 17 |            | x |   |   |   |   |   |   |   |   | x            |   |            |   |   |   |  |   |   |   |  |   |   |   |   |   |  |  |  |
| 18 |            | x |   |   |   |   |   |   |   |   | x            | x |            |   |   |   |  |   |   |   |  |   |   |   |   |   |  |  |  |
| 19 |            | x |   |   |   |   |   |   |   |   | x            | x |            |   |   |   |  |   |   |   |  |   |   |   |   |   |  |  |  |
| 20 |            |   |   |   | x |   |   |   |   |   | x            |   |            |   |   |   |  |   |   |   |  |   |   |   |   |   |  |  |  |
| 21 |            |   |   |   | x |   |   |   |   |   | x            |   |            |   |   |   |  |   |   |   |  |   |   |   |   |   |  |  |  |

a Special - sterilization process should be developed and qualified.  
+ New product families that may be identified by the user.

Table 6 (continued)

| MD              | Attribute  |   |   |   |   |   |   |   |              |   |            |   |   |   |  |   | Steam penetration resistance (estimated) |   |     |   |   |   |   |   |   |   |   |  |  |   |
|-----------------|------------|---|---|---|---|---|---|---|--------------|---|------------|---|---|---|--|---|--|---|-----|---|---|---|---|---|---|---|---|--|--|---|
|                 | Design (a) |   |   |   |   |   |   |   | Material (b) |   | Weight (c) |   |   |   | Sterile barrier system and/or packaging system (d) |   |  |   | (e) |   |   |   |   |   |   |   |   |  |  |   |
| PF              | 1          | 2 | 3 | 4 | 5 | 6 | 7 | + | 1            | 2 | 1          | 2 | 3 | 4 | 1  | 2 | 3  | 4 | 1   | 2 | 3 | 4 | 5 | 6 | 7 | + |   |  |  |   |
| 22              |            |   |   |   | x |   |   |   |              | x | x          | x | x |   | x  |   |  |   |     |   |   |   |   |   |   |   | x |  |  |   |
| 23              |            |   |   |   | x |   |   |   | x            |   |            |   | x | x |  | x | x  | x |     |   |   |   |   |   |   |   | x |  |  |   |
| 24              |            |   |   |   | x |   |   |   |              | x | x          | x |   |   |  | x | x  | x |     |   |   |   |   |   |   |   | x |  |  |   |
| 25              |            |   |   |   | x |   |   |   |              | x |            |   | x | x |  | x | x  | x |     |   |   |   |   |   |   |   | x |  |  |   |
| 26              |            |   |   |   |   | x |   |   | x            | x |            |   | x | x |  | x | x  | x |     |   |   |   |   |   |   |   |   |  |  | x |
| 27              |            |   |   |   |   | x |   |   |              | x |            |   | x | x |  | x | x  | x |     |   |   |   |   |   |   |   | x |  |  |   |
| 28              |            |   |   |   |   | x |   |   |              | x |            |   | x |   |  | x | x  | x |     |   |   |   |   |   |   |   |   |  |  | x |
| 29 <sup>a</sup> |            |   |   |   |   |   | x |   | x            | x |            |   |   |   |  |   |  |   |     |   |   |   |   |   |   |   |   |  |  | x |
| +               |            |   |   |   |   |   |   |   |              |   |            |   |   |   |  |   |  |   |     |   |   |   |   |   |   |   |   |  |  |   |

<sup>a</sup> Special - sterilization process should be developed and qualified.  
+ New product families that may be identified by the user.

## 6 Processing category

The medical devices included in a processing category should be based on product family and data that establish the efficiency of a specific sterilizer and its sterilization process for the processing category.

Medical devices of widely different attributes combined in the same processing category can cause an increase in the predicted steam penetration resistance. Based on the design of the individual instruments, the penetration resistance for the general orthopaedic set described in B.4 would be e2. However, due to the sterile barrier system, high total weight of the set, condensate collection, unpredictable air retention and susceptibility to an increase in air leakage into the sterilizer chamber or to the non-condensable gases contained in the steam, the steam penetration resistance for the general orthopaedic set is estimated as e5. The effect on the efficiency of the sterilization process from such combinations and changes should be known for each item contained in the processing category.

One example of how to designate a processing category for a number of procedure sets is illustrated in [Annex D](#).

## 7 Sterilization process parameters

The maximum values for the process parameters a medical device can be safely exposed to during a moist heat sterilization process should not exceed those specified by the medical device manufacturer (see [Annex A](#)).

## 8 Additional considerations

### 8.1 Services

Variations in the quality of the services used during the delivery of a sterilization process can affect the efficiency of the sterilization process. Variations can also affect steam penetration resistance, levels of contaminants and the shelf life of some of the medical devices subjected to the sterilization process. The quality of the steam service should be as described in ISO/TS 17665-2:2009, A.11.2 and Table A.2.

## 8.2 Process selection

A sterilization process consists of a number of prescribed stages carried out in a controlled sequence. The process variables and process parameters for each stage will define the type of medical device, processing category and load configuration that can be sterilized. The first stage will be designed to ensure that for a range of processing categories and load configurations, specified parts of each medical device will be sterile after exposure in stage two of the sterilization process. Returning to atmospheric conditions for use is carried out in the third stage.

In health care facilities, most medical devices are sterilized by saturated steam and the three stages of a sterilization process are, sequentially, air removal, sterilizing and drying. The design for the air removal stage will be based on the ease and way in which air can be removed from the surfaces of each medical device in the sterilization load. A simple air removal system will be passive and rely on gravity displacement of air resulting from the different densities of air and steam. This type of air removal system is unsuitable if air can be trapped, such as in a packaging system or a lumen. The alternative to gravity air removal is active air removal. Active air removal is achieved by using steam, vacuum pump or pressurized water as a power source to generate a series of pressure changes which can be below atmospheric pressure, above atmospheric pressure, or a combination of both. Upper and lower pressure levels, the number of changes and the characteristics of each change will be based on the type of medical device, the steam penetration resistance (see [Table 6](#)) and its processing category. Air removal should ensure residual air in the sterilizer chamber and on the surfaces of the sterilizer load is insufficient to affect the efficiency of sterilization.

Air leakage into the sterilizer chamber and non-condensable gases in the steam will adversely affect the efficacy of the air removal stage. It can also be adversely affected if medical devices of widely differing conductivity and/or weight are included in the same processing category.

Stage two will start at a specified minimum sterilizing temperature and exposure at this temperature should be the minimum specified for the holding time. Additional exposure to allow for temperature equilibration may be required when a high weight medical device is to be sterilized.

Stage three will be designed such that after the completion of drying, (normally by vacuum), filtered air will restore the pressure in the sterilizer chamber to atmospheric pressure. The duration of the drying stage will depend on the presentation and weight of each item of the sterilization load.

## Annex A (informative)

### Process parameters

**A.1** The critical process variables for a moist heat sterilization process are temperature, time and presence of moisture (see ISO 17665-1). In order for a satisfactory process to be engineered other process parameters will need to be considered such as pressure, rates of pressure and temperature change and dwell times.

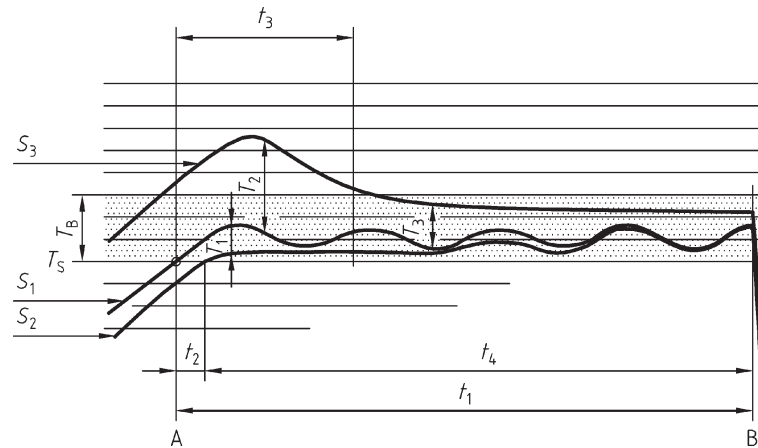
**A.2** A medical device should not be exposed to process parameters that can adversely affect functional efficiency, therapeutic value and shelf life.

**A.3** Process parameters used to ensure that a minimum sterility assurance is routinely obtained may be determined from either a parametric or a biological approach as described in ISO/TS 17665-2:2009, [Annexes A](#) and [B](#) respectively. Determining a process based on product bioburden considerations is discussed in ISO 17665-1, 7.3 and 8.5.

**A.4** The tests described in ISO/TS 17665-2, [Annex A](#), are prescribed for a parametric approach and are used to verify a minimum performance for a specific sterilizer. The data from these tests are used to establish the process parameters listed in A.1 and A.2 and to confirm that air and non-condensable gas remaining in a test load after the completion of the air removal stage will be insufficient to prevent the presence of saturated steam on all the surfaces of the test piece, including concealed surfaces that are open to the sterilizer chamber. The test piece and the performance requirements for these tests represent a high steam penetration resistance (see [Table 6](#)). [Figure A.1](#) illustrates a temperature profile for the small load test (see ISO/TS 17665-2, [Annex A](#)). The difference in temperature between  $S_1$  and  $S_2$  can be used to judge the presence of saturated steam.

If the sterilization process and the process parameters identified from these tests are to be used to sterilize a medical device with a higher steam penetration resistance then data should be available to justify this decision. The rationale for this decision should be documented.



**Key**

- A start of plateau period
- B end of plateau period
- $T_s$  sterilization temperature
- $T_B$  sterilization temperature band
- $S_1$  reference point
- $S_2$  centre of test piece
- $S_3$  50mm above test piece
- $T_1$  maximum difference
- $T_2$  maximum difference – first 60s
- $T_3$  maximum difference – after 60s
- $t_1$  plateau period
- $t_2$  equilibration time
- $t_3$  60s
- $t_4$  holding time

**Figure A.1 — Performance requirements: Small load test**

**A.5** Medical devices that have similar steam penetration resistance but which are characterized by attributes that are widely different may require exposure to dissimilar process parameters. If they are to be included in the same processing category such as in a procedure set, process parameters according to A.1 and A.2 should be verified.

**A.6** While steam condensate remaining within a sterile barrier system may be used to identify a failure of the sterilization process, it may also be indicative of additive influence on steam penetration resistance. One or a combination of the following can be the cause:

- sterilizer chamber architecture;
- design and materials used to manufacture the sterile barrier system;
- load configuration;
- combination of high and low weight medical devices;
- water contained in the steam;
- operating cycle.

For some types of medical devices it may be necessary to include:

- a) preheating prior to pressure changes for high weight devices;
- b) delays between pressure changes to allow equalization of pressure and temperature in small diameter lumens;
- c) a high vacuum (e.g. 2kPa) prior to pressure changes to minimize the inclusion of water in open ended tubing;
- d) rate control for pressure changes to minimize crazing in thick walled plastic medical devices;
- e) changes to the load configuration for a reduction in moisture retention.

## Annex B (informative)

### Characterization of a procedure set — Examples

The following are examples and illustrate the combination of various medical devices in order to derive product families.

#### B.1 Assessment/extraction set (oral)

##### B.1.1 General

The assessment/extraction set comprises a number of individual items as illustrated in [Figure B.1](#), detailed in [Table B.2](#), and analysed in [Table B.3](#). Assessment of the set is in accordance with [Clause 4](#) and is as follows.

- The design of the items in the set varies from simple to moderately complex. Item 8, (surgical suction tip) has a lumen, a design classification of a3 and an estimated steam penetration resistance of e3, the highest in the set.
- Materials used comprise both metal and plastic. The tray is made from polycarbonate, a material that has a low thermal conductivity and deemed to present the greatest challenge. This material has a classification b2 and an estimated steam penetration resistance e2.
- The average weight of the items is 25g. The total weight is 150g and classified as c2.
- Crepe paper wrap is used for the sterile barrier system. This has a classification of d3 and a steam penetration resistance of e3.



**Figure B.1 — Assessment/extraction set**

**Table B.2 — Content of assessment/extraction set**

| Item | Description                           | Quantity |
|------|---------------------------------------|----------|
| 1    | Tray blue plastic                     | 1        |
| 2    | Tray liner 130 x 180cm<br>(not shown) | 1        |
| 3    | Mirror dental                         | 1        |
| 4    | Dental probe                          | 1        |
| 5    | Forceps                               | 1        |
| 6    | Syringe                               | 1        |
| 7    | Suction adaptor                       | 1        |
| 8    | Surgical suction tip                  | 1        |
| 9    | Tray tag                              | 1        |
| 10   | White crepe 60 x 60<br>(not shown)    | 2        |

**Table B.3 — Analysis: assessment/extraction set**

| Attribute                                      | Description  | Code           | Steam penetration resistance (estimated) |
|--|--|----------------|--|
| General description                            | A collection of solid instruments placed on to a liner in a plastic tray and double wrapped, OR<br>A similar collection of solid instruments placed in a paper mache tray and left unwrapped.<br>Total weight approximately 150g |                | e3<br><br>e1                             |
| Design   | Solid<br>Perforated polycarbonate tray<br>Lumen instrument (suction tip)   | a1<br>a2<br>a3 | e1<br>e2<br>e3                           |
| Material                                       | Stainless steel<br>Polycarbonate (tray)  | b1<br>b2       | e1<br>e2                                 |
| Weight   | Average 25g  | c1             | e1                                       |
| Sterile barrier system and/or packaging system | None<br>Crepe paper  | d1<br>d3       | e1<br>e3                                 |

### B.1.2 Product family

The product family assigned to the assessment /extraction set is PF 8. Analysis of the set is illustrated in [Table B.4](#). The assignment of PF8 has been based on item 8 (see [Table B.2](#)) noting that the additive influence from the polycarbonate tray and the low weight of adjacent medical devices in the set will be insufficient to affect the estimated steam penetration resistance, e3 for this medical device.

**Table B.4 — Product family — Classification based on estimates: Assessment/extraction set**

| MD | Attribute  |   |   |   |   |   |   |   |   |              |   |            |   |   |   |  |   |   |   | Steam penetration resistance (estimated) |   |   |   |   |   |   |
|----|------------|---|---|---|---|---|---|---|---|--------------|---|------------|---|---|---|--|---|---|---|--|---|---|---|---|---|---|
|    | Design (a) |   |   |   |   |   |   |   |   | Material (b) |   | Weight (c) |   |   |   | Sterile barrier system and/or packaging system (d) |   |   |   | (e)                                      |   |   |   |   |   |   |
| PF | 1          | 2 | 3 | 4 | 5 | 6 | 7 | + | 1 | 2            | 1 | 2          | 3 | 4 | 1 | 2  | 3 | 4 | 1 | 2  | 3 | 4 | 5 | 6 | 7 | + |
| 8  | x          | x | x |   |   |   |   |   |   | x            | x |            |   |   | x |  | x |   | x | x  | x |   |   |   |   |   |

**B.2 Cystoscope, bridge and tap set**

**B.2.1 General**

The bridge and tap set comprises a number of individual items as illustrated in [Figure B.2](#), detailed in [Table B.5](#), and analysed in [Table B.6](#).

Assessment of the set is in accordance with [Clause 4](#) and is as follows:

- the design of the items in the set varies from simple to complex. Item 3, (cystoscope-urethroscope sheath) has a small lumen, a design classification a5 and an estimated steam penetration resistance of e5, the highest in the set.
- materials used comprise both metal and plastic. The matting tray is made of silicone, has a low thermal conductivity and deemed to present the greatest challenge. This material has a classification b2 and an estimated steam penetration resistance a3.
- the total weight is 200g and the individual Items range in weight from 5g up to 100g. The classification is c2.
- the sterile barrier system consists of a perforated aluminium tray and lid double wrapped in crepe paper. This has a classification of d3 and a steam penetration resistance of e3.



**Figure B.2 — Cystoscope, bridge and tap set (22 FG)**

**Table B.5 — Content of cystoscope, bridge and tap set (22 FG)**

| Item | Description contents list            | Quantity |
|------|--------------------------------------|----------|
| 1    | Sterilization tray                   | 1        |
| 2    | Silicone mat                         | 1        |
| 3    | Cystoscope- urethroscope sheath      | 1        |
| 4    | Obturator                            | 1        |
| 5    | Stopcock for cystoscope-urethroscope | 2        |
| 6    | Spring cap                           | 3        |
| 7    | Telescope bridge                     | 1        |
| 8    | Stopcock for telescope bridge        | 1        |
| 9    | Sealing cap                          | 1        |
| 10   | Tray tag (not shown)                 | 1        |
| 11   | White crepe 90 x 90 (not shown)      | 2        |

**Table B.6 — Analysis: cystoscope, bridge and tap set (22 FG)**

| Attribute                                      | Description   | Code | Steam penetration resistance (estimated) |
|--|---|------|--|
| General description                            | Rigid endoscope with parts, supported on silicone mat, contained in a perforated container and lid and double wrapped in crepe paper.<br>Total weight approximately 200 g |      | e5                                       |
| Design   | Solid   | a1   | e1                                       |
|  | Perforated aluminium tray   | a1   | e1                                       |
|  | Lumen   | a5   | e5                                       |
| Material                                       | Stainless steel, aluminium  | b1   | e1                                       |
|  | Silicone  | b2   | e3                                       |
| Weight   | 5 g to 100 g  | c1   | e1                                       |
|  |   | c2   | e1                                       |
| Sterile barrier system and/or packaging system | Crepe paper   | d3   | e3                                       |

### B.2.2 Product family

The product family assigned to the cystoscope, bridge and tap set is PF24. Analysis of the set is illustrated in [Table B.7](#). The assignment of PF24 has been based on item 3 (see [Table B.5](#)) noting that the additive influence from the silicone mat and the low weight of adjacent medical devices in the set will be insufficient to affect the estimated steam penetration resistance, e5 for this medical device.

**Table B.7 — Product family — Classification based on estimates: Cystoscope, bridge and tap set (22 FG)**

| MD | Attribute  |   |   |   |   |   |   |   |              |   |            |   |   |   |  |   |   |   |     |   | Steam penetration resistance (estimated) |   |   |   |   |   |
|----|------------|---|---|---|---|---|---|---|--------------|---|------------|---|---|---|--|---|---|---|-----|---|--|---|---|---|---|---|
|    | Design (a) |   |   |   |   |   |   |   | Material (b) |   | Weight (c) |   |   |   | Sterile barrier system and/or packaging system (d) |   |   |   | (e) |   |  |   |   |   |   |   |
| PF | 1          | 2 | 3 | 4 | 5 | 6 | 7 | + | 1            | 2 | 1          | 2 | 3 | 4 | 1  | 2 | 3 | 4 | 1   | 2 | 3  | 4 | 5 | 6 | 7 | + |
| 24 | x          |   |   |   | x |   |   |   | x            | x | x          | x |   |   |  |   | x |   | x   |   | x  |   | x |   |   |   |


### B.3 Cataract ophthalmic No. 6 set

#### B.3.1 General

The cataract ophthalmic No. 6 set comprises a number of individual items as illustrated in [Figure B.3](#), detailed in [Table B.8](#), and analysed in [Table B.9](#).

Assessment of the set is in accordance with [Clause 4](#) and is as follows.

- The design of items in the set comprise simple pin joints, box locks and solid construction. Items with a pin joint or box lock, (scissors and some forceps) present the highest challenge due to close mating surfaces. They have a design classification of a2 and an estimated steam penetration resistance of e2.
- Materials used comprise both metal and plastic. The silicone and polycarbonate components have low thermal conductivity and are deemed to present the greatest challenge. Both of these materials have a classification b2 and an estimated steam penetration resistance e3.
- The weight of individual items in the set range from 20 g up to 30 g. Classification is c2.
- The sterile barrier system comprises a perforated polycarbonate tray and lid, double wrapped with crepe paper. This has a classification of d3 and a steam penetration resistance of e3.



**Figure B.3 — Cataract ophthalmic No. 6 set**

**Table B.8 — Content of cataract ophthalmic No. 6 set**

| Item | Description                     | Quantity | Item | Description                                 | Quantity |
|------|---------------------------------|----------|------|---|----------|
| 1    | Tray with lid                   | 1        | 11   | Forceps, lens introducing                   | 1        |
| 2    | Speculum, sliding (not visible) | 1        | 12   | Forceps, sponge holding 18cm                | 1        |
| 3    | Forceps, fine point             | 1        | 13   | Clip towel, non-perforating                 | 1        |
| 4    | Forceps, micro curved           | 1        | 14   | Scissors, nurses, small (not visible)       | 1        |
| 5    | Forceps, capsular               | 1        | 15   | Scissor, iris, straight, 90mm (not visible) | 1        |
| 6    | Scissors                        | 1        | 16   | Eye lid retractor                           | 1        |
| 7    | Spatula/rotator/manipulator     | 1        | 17   | Tray tag (not shown)                        | 1        |
| 8    | Hook chopper, straight pull     | 1        | 18   | White crepe 60 x 60 (not shown)             | 2        |
| 9    | Needle holder, micro            | 1        | 19   | Silicone mat                                | 2        |
| 10   | Forceps, lens holding           | 1        |      |   |          |

**Table B.9 — Analysis: Cataract ophthalmic No. 6 set**

| Attribute                                      | Description  | Code | Steam penetration resistance (estimated) |
|--|--|------|--|
| General description                            | Small instruments supported on two layers of silicone mat in a perforated plastic tray with lid. Double wrapped in crepe paper |      | e3                                       |
| Design   | Solid  | a1   | e1                                       |
|  | Pin joint  | a2   | e2                                       |
| Material                                       | Stainless steel, titanium  | b1   | e1                                       |
|  | Silicone, polycarbonate  | b2   | e3                                       |
| Weight   | 20 g to 30 g   | c1   | e1                                       |
| Sterile barrier system and/or packaging system | Crepe paper  | d3   | e3                                       |

### B.3.2 Product family

The product family assigned to the cataract ophthalmic No. 6 set is PF19. Analysis of the set is illustrated in [Table B.10](#). The assignment of PF19 has been based on item 18 (see [Table B.8](#)) noting that the additive influence from the silicone mat and the low weight of the medical devices in the set will be insufficient to affect the estimated steam penetration resistance, e3 for the crepe paper sterile barrier system.



**Table B.10 — Product family — Classification based on estimates: Cataract ophthalmic No. 6 set**

| MD | Attribute  |   |   |   |   |   |   |   |   |              |   |            |   |   |   |  |   |   |   | Steam penetration resistance (estimated) |   |   |   |   |   |   |  |
|----|------------|---|---|---|---|---|---|---|---|--------------|---|------------|---|---|---|--|---|---|---|--|---|---|---|---|---|---|--|
|    | Design (a) |   |   |   |   |   |   |   |   | Material (b) |   | Weight (c) |   |   |   | Sterile barrier system and/or packaging system (d) |   |   |   | (e)                                      |   |   |   |   |   |   |  |
| PF | 1          | 2 | 3 | 4 | 5 | 6 | 7 | + | 1 | 2            | 1 | 2          | 3 | 4 | 1 | 2  | 3 | 4 | 1 | 2  | 3 | 4 | 5 | 6 | 7 | + |  |
| 19 | x          | x |   |   |   |   |   |   | x | x            | x |            |   |   |   |  | x |   | x | x  | x |   |   |   |   |   |  |

## B.4 General orthopaedic set

### B.4.1 General

The general orthopaedic set comprises a number of individual items as illustrated in [Figure B.4](#), detailed in [Table B.11](#), and analysed in [Table B.12](#).

Assessment of the set is in accordance with [Clause 4](#) and is as follows.

- The design of items in the set comprise simple pin joints, box locks and solid construction. Items with a pin joint or box lock, (scissors and some forceps) present the highest challenge due to close mating surfaces. They have a design classification of a2 and an estimated steam penetration resistance of e2.
- The material used for each medical device is stainless steel. This has a classification b2 and an estimated steam penetration resistance e3.
- The weight of individual items in the set range from 50 g up to 800 g and the total weight of the set is 8 000 g. Classification is c2.
- The sterile barrier system comprises a perforated aluminium tray, double wrapped with a laminated sheet containing a polymer centre crepe paper. The classification is d3 and the steam penetration resistance is e3.



Figure B.4 — General orthopaedic set

Table B.11 — Content of general orthopaedic set

| Item | Description                           | No. | Item | Description   | No. |
|------|---------------------------------------|-----|------|---|-----|
| 1    | Instrument tray                       | 1   | 16   | Hook, bone sharp  | 2   |
| 2    | Tray liner 30 cm x 50 cm              | 1   | 17   | Elevator  | 1   |
| 3    | Knife handle                          | 5   | 18   | Lever, bone   | 4   |
| 4    | Forceps, sponge holding 24 cm         | 5   | 19   | Retractor, small 6 mm   | 2   |
| 5    | Clip, towel non-perforating           | 6   | 20   | Retractor, medium 13 mm                                       | 2   |
| 6    | Forceps, dissecting 1/2 teeth 14/15cm | 2   | 21   | Mallet ring   | 1   |
| 7    | Scissors, curved/straight 18 cm       | 4   | 22   | Retractor, self-retaining                                     | 2   |
| 8    | Scissors, stitch                      | 1   | 23   | Cutter, bone 18 cm  | 1   |
| 9    | Forceps, artery curved 15 cm          | 4   | 24   | Rongeur   | 2   |
| 10   | Forceps, artery 18 cm                 | 8   | 25   | Bag clip  | 1   |
| 11   | Forceps, tissue 3/4 teeth             | 2   | 26   | Prep sponge   | 5   |
| 12   | Needle holder 18 cm                   | 3   | 27   | Pin   | 2   |
| 13   | Dissector 19 cm                       | 1   | 28   | Tray tag (not shown)  | 1   |
| 14   | Dissector                             | 1   | 29   | Tray wrap non-woven 2 ply wrapper 150 cm x 180 cm (not shown) | 4   |
| 15   | Spoon 14 cm                           | 1   |      |   |     |

**Table B.12 — Analysis -general orthopaedic set**

| Attribute                                      | Description   | Code | Steam penetration resistance (estimated) |
|--|---|------|--|
| General description                            | Large number of different types and weights of instruments assembled onto a tray liner in a metal tray. Double wrapped with nonwoven wrapper x2<br>Total weight approximately 8 000 g |      | e5                                       |
| Design   | Solid   | a1   | e1                                       |
|  | Perforated aluminium tray   | a1   | e1                                       |
|  | Pin/box joint   | a2   | e2                                       |
| Material                                       | Stainless steel   | b1   | e1                                       |
| Weight   | 50 g to 800 g   | c1   | e1                                       |
|  |   | c2   | e1                                       |
|  |   | c3   | e1                                       |
| Sterile barrier system and/or packaging system | Single use 2 ply wrapper  | d3   | e3                                       |

## B.4.2 Product family

The product family assigned to the general orthopaedic set is PF17. Analysis of the set is illustrated in [Table B.13](#). The high weight of the set can cause additive influence on the steam penetration resistance predicted for the pin and box designs and for this reason the estimated steam penetration resistance is increased to e5.

**Table B.13 — Product family — Classification based on estimates: General orthopaedic set**

| MD | Attribute  |   |   |   |   |   |   |   |   |              |   |            |   |   |   |  |   |   |   | Steam penetration resistance (estimated) |   |   |   |   |   |   |
|----|------------|---|---|---|---|---|---|---|---|--------------|---|------------|---|---|---|--|---|---|---|--|---|---|---|---|---|---|
|    | Design (a) |   |   |   |   |   |   |   |   | Material (b) |   | Weight (c) |   |   |   | Sterile barrier system and/or packaging system (d) |   |   |   | (e)                                      |   |   |   |   |   |   |
|    | 1          | 2 | 3 | 4 | 5 | 6 | 7 | + | 1 | 2            | 1 | 2          | 3 | 4 | 1 | 2  | 3 | 4 | 1 | 2  | 3 | 4 | 5 | 6 | 7 | + |
| 17 | x          | x |   |   |   |   |   |   | x |              |   |            | x |   |   |  |   |   | x | x  | x |   | x |   |   |   |

## B.5 General laparoscopy set

### B.5.1 General

The general laparoscopy set comprises a number of individual items as illustrated in [Figure B.5](#), detailed in [Table B.14](#), and analysed in [Table B.15](#).

Assessment of the set is in accordance with [Clause 4](#) and is as follows.

- The design of items in the set comprise simple pin joints, box locks, long lumens and solid construction. The laparoscope has a design classification of a2 and an estimated steam penetration resistance of e2.

- Materials used comprise both metal and plastic. The silicone component with its low thermal conductivity presents the greatest challenge. This has a classification b2 and an estimated steam penetration resistance e3.
- The weight of individual items in the set range from 20 g up to 400 g and the total weight is 4 250 g. Classification is c2.
- The sterile barrier system comprises a perforated stainless steel tray, double wrapped using laminated sheets that contain a polymer centre crepe paper. Classification is d3 and the steam penetration resistance is e3.



Figure B.5 — General laparoscopy set

Table B.14 — Content of general laparoscopy set

| Item | Description                        | No. | Item | Description   | No. |
|------|------------------------------------|-----|------|---|-----|
| 1    | Instrument tray                    | 1   | 10   | Click line handle, ratchet                                    | 3   |
| 2    | Tray liner 457 mm x 610 mm         | 1   | 11   | Diathermy hook, right angled                                  | 1   |
| 3    | Flask metal                        | 1   | 12   | Forceps   | 3   |
| 4    | Scope warmer base                  | 1   | 13   | Grasper   | 3   |
| 5    | Telescope 10 mm 0° in metal basket | 1   | 14   | Scissor insert  | 1   |
| 6    | Light lead                         | 1   | 15   | Diathermy lead  | 1   |
| 7    | Forceps, tissue 2/3 teeth 18 cm    | 2   | 16   | Clip applier  | 1   |
| 8    | Click line sheath                  | 6   | 17   | Tray tag (not shown)  | 1   |
| 9    | Click line handle, non-ratchet     | 3   | 18   | Tray wrap nonwoven 2 ply wrapper. 150 cm x 180 cm (not shown) | 2   |

**Table B.15 — General laparoscopy set**

| Attribute                                      | Description   | Code | Steam penetration resistance (estimated) |
|--|---|------|--|
| General description                            | Combination of differently designed instruments manufactured from single and composite materials. Assembled on to a tray liner in a perforated metal tray. Double wrapped nonwoven 2 ply wrapper.<br>Total weight approximately 4 250 g |      | e5                                       |
| Design   | Solid   | c1   | e1                                       |
|  | Perforated stainless steel tray   | c1   | e1                                       |
|  | Hollow  | c3   | e3                                       |
|  | Electrical leads  | c3   | e2                                       |
|  | Pin/box joint   | c2   | e2                                       |
|  | Lumen   | c5   | e5                                       |
| Material                                       | Stainless steel   | a1   | e1                                       |
|  | PTFE, polycarbonate, silicone   | a2   | e3                                       |
| Weight   | 20 g to 400 g   | b1   | e1                                       |
|  |   | b2   | e2                                       |
| Sterile barrier system and/or packaging system | Non-woven 2 ply wrapper   | d3   | e3                                       |

**B.5.2 Product family**

The product family assigned to the general laparoscopy set is PF22. Analysis of the set is illustrated in [Table B.16](#). The assignment of PF22 is based on the laparoscope.

**Table B.16 — Product family — Classification based on estimates: General laparoscopy set**

| MD | Attribute  |   |   |   |   |   |   |   |   |              |   |            |   |   |   |  | Steam penetration resistance (estimated) |   |   |     |   |   |   |   |   |   |
|----|------------|---|---|---|---|---|---|---|---|--------------|---|------------|---|---|---|--|--|---|---|-----|---|---|---|---|---|---|
|    | Design (a) |   |   |   |   |   |   |   |   | Material (b) |   | Weight (c) |   |   |   | Sterile barrier system and/or packaging system (d) |  |   |   | (e) |   |   |   |   |   |   |
|    | 1          | 2 | 3 | 4 | 5 | 6 | 7 | + | 1 | 2            | 1 | 2          | 3 | 4 | 1 | 2  | 3  | 4 | 1 | 2   | 3 | 4 | 5 | 6 | 7 | + |
| 22 | x          | x | x |   | x |   |   |   | x | x            | x | x          |   |   |   |  | x  |   | x | x   | x |   | x |   |   |   |

**B.6 LCS knee set (1 of 6)**

**B.6.1 General**

This LCS knee set comprises a number of individual items as illustrated in [Figure B.6](#), detailed in [Table B.17](#), and analysed in [Table B.18](#).

Assessment of the set is in accordance with [Clause 4](#) and is as follows.

- The design of items in the set are solid, item 9 (slap hammer) has two components which slide against each other to create a tortuous path. Item 9 has a design classification a6 and an estimated steam penetration e6.

- Materials used comprise both metal and plastic-coated metal. The silicon coating with its low thermal conductivity presents the greatest challenge. This has a classification b2 and an estimated steam penetration resistance e3.
- The weight of individual items in the set range from 50 g up to 600 g and the total weight is 9 600 g. Classification is c3 for the heaviest item and c4 for the set.
- The sterile barrier system comprises a perforated stainless steel tray, double wrapped using non-woven 2 ply wrapper. Classification is d3 and the steam penetration resistance is e3.



Figure B.6 — LCS knee (set 1 of 6)

Table B.17 — Contents: LCS knee (set 1 of 6)

| Item | Description                 | No. | Item | Description   | No. |
|------|-----------------------------|-----|------|---|-----|
| 1    | Instrument tray             | 1   | 10   | Visualisation wing  | 1   |
| 2    | Tray liner 30 cm x 50cm     | 1   | 11   | Rasp straight   | 1   |
| 3    | Knife handle                | 1   | 12   | Punch   | 1   |
| 4    | Clamp, ankle with spring    | 1   | 13   | Rod   | 1   |
| 5    | Block, resection tibial     | 2   | 14   | Resection guide, tibial                                       | 1   |
| 6    | Block, cutting v-v 2 degree | 1   | 15   | Punch pilot, centre tibial                                    | 1   |
| 7    | Depth guide 2/6mm           | 1   | 16   | Retractor   | 1   |
| 8    | Impactor, femoral           | 1   | 17   | Tray tag (not shown)  | 1   |
| 9    | Slap hammer                 | 1   | 18   | Tray wrap non-woven 2 ply wrapper 150 cm x 180 cm (not shown) | 2   |

**Table B.18 — Product family — Classification based on estimates: LCS knee (set 1 of 6)**

| Attribute                                      | Description  | Code                                   | Steam penetration resistance (estimated) |
|--|--|--|--|
| General description                            | Comprises a collection of medium to heavy instruments made from single and composite materials. Arranged on a tray liner in a perforated metal tray. Double wrapped using non-woven 2 ply wrapper.<br>Total weight approximately 9 600 g |  | e6                                       |
| Design   | Solid<br>Solid from composite stainless steel and polycarbonate<br>Perforated stainless steel tray<br>Hollow<br>Electrical leads<br>Pin/box joint<br>Lumen surrounded by large metal mass  | a1<br>a1<br>a1<br>a3<br>a3<br>a3<br>a6 | e1<br>e2<br>e1<br>e3<br>e2<br>e2<br>e6   |
| Material                                       | Stainless steel<br>PTFE, polycarbonate   | b1<br>b2                               | e1<br>e3                                 |
| Weight   | 50 g to 600 g  | c2<br>c3                               | e1<br>e4                                 |
| Sterile barrier system and/or packaging system | Non-woven 2 ply wrapper  | d3                                     | e3                                       |

## B.6.2 Product family

The product family assigned to the LCS knee (set 1 of 6) is PF26. Analysis of the set is illustrated in [Table B.19](#). The assignment of PF25 and steam penetration resistance, e6 is based on the slap hammer and the impactor femoral. This latter item without the coating would be e2, however the low heat transfer through the plastic and high heat transfer through the metal causes a cyclic temperature change on the plastic surface and an estimated increase to e5.

**Table B.19 — Product family — Classification based on estimates: LCS knee (set 1 of 6)**

| MD | Attribute  |   |   |   |   |   |   |   |   |              |   |            |   |   |   |  |   |   |   | Steam penetration resistance (estimated) |   |   |   |   |   |   |
|----|------------|---|---|---|---|---|---|---|---|--------------|---|------------|---|---|---|--|---|---|---|--|---|---|---|---|---|---|
| PF | Design (a) |   |   |   |   |   |   |   |   | Material (b) |   | Weight (c) |   |   |   | Sterile barrier system and/or packaging system (d) |   |   |   | (e)                                      |   |   |   |   |   |   |
|    | 1          | 2 | 3 | 4 | 5 | 6 | 7 | + | 1 | 2            | 1 | 2          | 3 | 4 | 1 | 2  | 3 | 4 | 1 | 2  | 3 | 4 | 5 | 6 | 7 | + |
| 26 | x          |   | x |   | x | x |   |   | x | x            |   | x          | x |   |   |  | x |   | x | x  | x | x |   | x |   |   |

## B.7 Femur repair and nail extraction set

### B.7.1 General

This femur repair and nail extraction set comprises a number of individual items as illustrated in [Figure B.7](#), detailed in [Table B.20](#), and analysed in [Table B.21](#).

Assessment of the set is in accordance with [Clause 4](#) and is as follows.

- The design of items in the set vary from solid, simple and complex. Item 14, (luminous handle entry portal) has the highest estimated challenge due to the high mass of silicone around a metallic lumen. Classification for this item is a6 and the steam penetration resistance is e7.
- Materials used comprise both metal and plastic-coated metal. The silicon coating with its low thermal conductivity presents the greatest challenge. This has a classification b2 and an estimated steam penetration resistance e3.
- The weight of individual items in the set range from 40 g up to 700 g and the total weight is 10 700 g. Classification is c3 for the heaviest item and c4 for the set.
- The sterile barrier system consisted of a perforated inner tray contained within a rigid reusable sterilizing container. Classification is d3 and the steam penetration resistance is e3.



Figure B.7 — Femur repair and nail extraction set



**Table B.20 — Content: Femur repair and nail extraction set**

| Item | Description                  | No | Item | Description                            | No |
|------|------------------------------|----|------|--|----|
| 1    | Reducer                      | 1  | 18   | Reamer pilot nose                      | 15 |
| 2    | Flexible reamer extender     | 1  | 19   | Slotted hammer                         | 1  |
| 3    | Flexible reamer shaft        | 1  | 20   | T-handle                               | 1  |
| 4    | Luminous ruler black         | 1  | 21   | Awl                                    | 1  |
| 5    | Flexible reamer              | 1  | 22   | Protector skin                         | 1  |
| 6    | Gripper                      | 1  | 23   | Screw length sleeve                    | 1  |
| 7    | T-handle                     | 1  | 24   | Guide bolt wrench                      | 1  |
| 8    | Reducer slot orientation     | 1  | 25   | Obturator                              | 1  |
| 9    | Connector mini               | 1  | 26   | Driver multipurpose                    | 2  |
| 10   | Trinkle to mini connector    | 1  | 27   | Screwdriver hexagonal long             | 6  |
| 11   | Connector AO mini            | 1  | 28   | Handle screw release                   | 1  |
| 12   | Trocar T-handle              | 1  | 29   | Depth gauge screw                      | 2  |
| 13   | Tube entry portal            | 1  | 30   | Targeter                               | 1  |
| 14   | Luminous handle entry portal | 1  | 31   | Drill sleeve inner metal 4 mm          | 2  |
| 15   | Awl cannulated               | 1  | 32   | Drill sleeve outer gold                | 2  |
| 16   | Impactor                     | 1  | 33   | Rigid reusable sterilization container | 1  |
| 17   | Entry tool honeycomb         | 1  |      |  |    |

**Table B.21 — Analysis: Femur repair and nail extraction set**

| Attribute           | Description  | Code   | Steam penetration resistance (estimated) |
|---------------------|--|--------|--|
| General description | A range of centrally bored handles, reamers, drills, spanners, hammer, measuring devices and component parts packaged in a large metal sterilizing container with paper filters.<br>Total weight approximately 10,7 kg | varies | e7+                                      |
| Design              | Solid metallic   | a1     | e1                                       |
|                     | Solid non-metallic   | a2     | e2                                       |
|                     | Solid composite (metallic and non-metallic)  | a3     | e3                                       |
|                     | Luminous metallic  | a3     | e5                                       |
|                     | Luminous non-metallic  | a5     | e6                                       |
|                     | Luminous composite (metallic and non-metallic)   | a6     | e7                                       |
|                     | Polycarbonate  | a3     | e3                                       |
|                     | Pin joint  | a2     | e2                                       |
|                     | Slip joint   | a2     | e2                                       |
|                     | Perforated stainless container   | a1     | e1                                       |
| Material            | Stainless steel (coated & uncoated)  | b1     | e1                                       |
|                     | Anodized alloys  | b1     | e1                                       |
|                     | Carbon fibre   | b2     | e3                                       |
|                     | Silicone   | b2     | e3                                       |
|                     | Polycarbonate  | b2     | e3                                       |

**Table B.21** (continued)

| Attribute                                      | Description                            | Code | Steam penetration resistance (estimated) |
|--|--|------|--|
| Weight   | Items >40 g                            | c1   | e1                                       |
|  | Items >50 g but <500 g                 | c2   | e2                                       |
|  | Items <700 g                           | c3   | e3                                       |
| Sterile barrier system and/or packaging system | Rigid reusable sterilization container | d3   | e3                                       |

**B.7.2 Product family**

The product family assigned to the femur repair and nail extraction set is PF29. Analysis of the set is illustrated in [Table B.22](#). The assignment of PF29 and steam penetration resistance, e7 is based on item 14 (luminous handle entry portal). The high weight of the set will generate condensate, slow the removal of air within the set and cast uncertainty on the efficiency of air removal from the handle.

**Table B.22 — Product family — Classification based on estimates: Femur repair and nail extraction set**

| MD | Attribute  |   |   |   |   |   |   |   |   |              |   |            |   |   |   |   | Steam penetration resistance (estimated)           |   |   |   |     |   |   |   |   |   |  |
|----|------------|---|---|---|---|---|---|---|---|--------------|---|------------|---|---|---|---|--|---|---|---|-----|---|---|---|---|---|--|
|    | Design (a) |   |   |   |   |   |   |   |   | Material (b) |   | Weight (c) |   |   |   |   | Sterile barrier system and/or packaging system (d) |   |   |   | (e) |   |   |   |   |   |  |
|    | 1          | 2 | 3 | 4 | 5 | 6 | 7 | + | 1 | 2            | 1 | 2          | 3 | 4 | 1 | 2 | 3  | 4 | 1 | 2 | 3   | 4 | 5 | 6 | 7 | + |  |
| 29 | x          | x | x |   | x | x | x |   | x | x            | x | x          | x |   |   |   | x  |   |   |   |     |   |   |   |   | x |  |

## Annex C (informative)

### Designating a processing category

1. Verify the types of medical devices the sterilizer and its sterilization process is designed to process.
2. Group these medical devices into product families in accordance with [Clause 5](#).
3. Verify that the sterilizer has been subject to installation qualification and operational qualification (see ISO 17665-1 and ISO/TS 17665-2) and that data remains valid (see ISO 17665-1:2006, Clause 12).
4. Confirm that process parameters delivered by the sterilization process will not exceed those specified by the manufacturer of each medical device.
5. Estimate the steam penetration resistance for each product family and/or procedure set to be sterilized in accordance with [Clauses 4](#) and [5](#).
6. Identify, from the product families to be sterilized, the ones whose steam penetration resistance estimated in [Clause 5](#) does not exceed the maximum for the sterilizer identified in list item 3.
7. Noting the guidance given in subclause [4.2](#) and [Clauses 6](#) and [8](#), group the product families identified in [Clause 6](#) into processing categories.
8. Continue to note the guidance given in subclause [4.2](#), [Clauses 6](#) and [8](#) and [Annex A](#) and select from each processing category the product family or procedure set identified to have the highest estimated steam penetration resistance.
9. Select from the product families or procedure sets identified in list item 8 the ones that have the same estimated steam penetration resistance.
10. Select from the product families or procedure sets identified in list item 9 the one judged most difficult to sterilize.
11. Select from the products identified in list item 9 the ones that have characteristics (see 3.2, 5, 7 and [Annex A](#)) that if combined in the same sterilization load may cause doubt about the efficiency of the sterilization process.
12. Identify from the products selected in list items 10 and 11 a “master product” for the processing category or processing categories they represent. Examples are shown in [Annex D](#), Figures D.8, D.9 and D.10.
13. Confirm that the sterilization process continues to attain the sterilization parameters verified in list item 3 and the daily steam penetration test is registered as a “pass”.
14. Using the master product identified in list item 12, and the processing category it was first assigned to, carry out performance qualification using one or a combination of the parametric or biological methods given in ISO 17665-1 and ISO/TS 17665-2.
15. Confirm from the data obtained from list item 14 that process parameters are within the limits, sterilizing conditions have been attained within the master product for the duration of the hold period and there is no visible and or functional damage to product and packaging.
16. Using the same sterilization process as in list item 14, repeat list items 14 and 15 for the processing categories represented by the master products identified in list item 12.
17. Process parameters for routine reprocessing of each processing category should be nominally the same as list items 13 and 15.

Examples of different processing categories are shown in [Annex D](#). Each example illustrates a number of procedure sets grouped together to form a processing category. The one identified as the master product contains all the sterilization features from each individual family member.

NOTE For routine monitoring and control a master product may be supplemented by process information derived from a fixed device, such as an air detector or a portable device such as a PCD (see ISO 17665-1:2006, Clause 10). The challenge to the sterilization process from the device chosen should be at least equal to the challenge from the master product it supplements.

## Annex D (informative)

### Processing categories — Examples

#### D.1 General instruments

The processing category illustrated in [Figure D.1](#) contains six sets, each assessed in accordance with [Clause 4](#) and detailed in D.1.1 to D.1.12.



#### Key

- 1 family member 1
- 2 family member 2
- 3 family member 3
- 4 family member 4
- 5 family member 5
- 6 family member 6

**Figure D.1 — Processing category: General instruments**

#### D.1.1 Assessment of family member 1

Family member 1 is assessed as follows (see [Tables D.1](#) and [D.2](#)).

- The design of items in the set comprise simple pin joints, box locks and cotton fabric. The cotton presents the highest challenge resulting in a classification a2 and an estimated steam penetration resistance of e2.
- The material used is stainless steel and cotton. Based on the cotton, classification is b2 and estimated steam penetration resistance is e3.

- The average weight of the items in the set range is 25 g. Classification is c1.
- The sterile barrier system comprises a metal tray, double wrapped in a single use 2 ply wrapper. Classification is d3 and the steam penetration resistance is e3.

**Table D.1 — Content: Family member 1**

| Item | Description      | No. | Item | Description                | No. |
|------|------------------|-----|------|----------------------------|-----|
| 1    | Vag retractor    | 2   | 8    | Basin small round          | 1   |
| 2    | Forceps          | 4   | 9    | Medicine cup               | 1   |
| 3    | Needle holder    | 1   | 10   | Baby blanket               | 2   |
| 4    | Sponge stick     | 2   | 11   | Cotton balls               | 12  |
| 5    | Forceps, tissue  | 1   | 12   | Sponge gauze 4x4           | 12  |
| 6    | Surgical towel   | 1   | 13   | Perforated instrument tray | 1   |
| 7    | Scissors, suture | 1   | 14   | Single use 2 ply wrapper   | 1   |

**Table D.2 — Analysis: Family member set 1**

| Attribute                                      | Description   | Code | Steam penetration resistance (estimated) |
|--|---|------|--|
| General description                            | Comprises a collection of medium weight instruments made from stainless steel, with a stainless steel basin, arranged on a surgical towel in a perforated metal tray combined with baby blankets, surgical towels and cotton balls wrapped with a single use 2 ply wrapper.<br>Total weight approximately 2 000 g |      | e4                                       |
| Design   | Solid   | a1   | e1                                       |
|  | Perforated tray   | a1   | e3                                       |
|  | Porous fabric   | a4   | e4                                       |
| Material                                       | Stainless steel   | b1   | e1                                       |
|  | Cotton fabric   | b2   | e3                                       |
|  | Cotton balls  | b2   | e3                                       |
| Weight   | Average 25 g  | c1   | e1                                       |
| Sterile barrier system and/or packaging system | Single use 2 ply wrapper  | d3   | e3                                       |

### D.1.2 Product family

The product family assigned to family member set 1 is PF14. Analysis of the set is illustrated in [Table D.3](#). The assignment of PF14 and steam penetration resistance, e4 is based on the single use 2 ply wrapper.

**Table D.3 — Product family — Classification based on estimates: Family member 1**

| MD | Attribute  |   |   |   |   |   |   |   |   |              |   |            |   |   |   |  |   |   |   |     | Steam penetration resistance (estimated) |   |   |   |   |   |
|----|------------|---|---|---|---|---|---|---|---|--------------|---|------------|---|---|---|--|---|---|---|-----|--|---|---|---|---|---|
|    | Design (a) |   |   |   |   |   |   |   |   | Material (b) |   | Weight (c) |   |   |   | Sterile barrier system and/or packaging system (d) |   |   |   | (e) |  |   |   |   |   |   |
| PF | 1          | 2 | 3 | 4 | 5 | 6 | 7 | + | 1 | 2            | 1 | 2          | 3 | 4 | 1 | 2  | 3 | 4 | 1 | 2   | 3  | 4 | 5 | 6 | 7 | + |
| 14 | x          |   |   | x |   |   |   |   | x | x            | x |            |   |   |   |  | x |   | x | x   | x  | x |   |   |   |   |

**D.1.3 Assessment of family member 2**

Family member 2 is assessed as follows (see [Tables D.4](#) and [D.5](#)).

- The design of items in the set comprise simple pin joints, box locks, solid metal and some cotton fabric. Cotton presents the highest challenge and this has a classification a2 and an estimated steam penetration resistance of e3.
- The material used is stainless steel and cotton. This has a classification b2 and an estimated steam penetration resistance e3.
- The weight of the items in the set range between 50 g and 500 g and the total weight is 3 960 g. Classification is c2.
- The sterile barrier system comprises a perforated inner tray contained in a rigid reusable container. Classification is d3 and the steam penetration resistance is e3.

**Table D.4 — Content: Family member 2**

| Item | Description               | No. | Item | Description                            | No. |
|------|---------------------------|-----|------|--|-----|
| 1    | Wire cutter               | 1   | 6    | Rake, sharp                            | 2   |
| 2    | Eyed obturator            | 2   | 7    | Rib spreader                           | 2   |
| 3    | Suction cvd               | 2   | 8    | Perforated instrument tray             | 1   |
| 4    | Retractor                 | 9   | 9    | Rigid reusable sterilization container | 1   |
| 5    | Retractor, self-retaining | 1   |      |  |     |

**Table D.5 — Analysis: Family member set 2**

| Attribute                                      | Description  | Code | Steam penetration resistance (estimated) |
|--|--|------|--|
| General description                            | Comprises a collection of medium to heavy weight instruments made from stainless steel, arranged on a surgical towel in a perforated metal basket inside a rigid reusable sterilization container.<br>Total weight approximately 3 960 g |      | e4                                       |
| Design   | Solid  | a1   | e1                                       |
|  | Pin and box joints   | a2   | e1                                       |
|  | Perforated tray  | a1   | e3                                       |
|  | Porous towel   | a4   | e3                                       |
| Material                                       | Stainless steel  | b1   | e1                                       |
|  | Cotton fabric towel  | b2   | e3                                       |
| Weight   | 50 g to 500 g  | c1   | e1                                       |
|  |  | c2   |  |
| Sterile barrier system and/or packaging system | Reusable metal sterilization container   | d3   | e3                                       |

**D.1.4 Product family**

The product family assigned to family member set 2 is PF14. Analysis of the set is illustrated in [Table D.6](#). The assignment of PF14 and steam penetration resistance, e4 is based on the sterilization container.

**Table D.6 — Product family classification based on estimates: family member 2**

| MD | Attribute  |   |   |   |   |   |   |   |              |   |            |   |   |   |  |   | Steam penetration resistance (estimated) |   |     |   |   |   |   |   |   |   |
|----|------------|---|---|---|---|---|---|---|--------------|---|------------|---|---|---|--|---|--|---|-----|---|---|---|---|---|---|---|
|    | Design (a) |   |   |   |   |   |   |   | Material (b) |   | Weight (c) |   |   |   | Sterile barrier system and/or packaging system (d) |   |  |   | (e) |   |   |   |   |   |   |   |
|    | 1          | 2 | 3 | 4 | 5 | 6 | 7 | + | 1            | 2 | 1          | 2 | 3 | 4 | 1  | 2 | 3  | 4 | 1   | 2 | 3 | 4 | 5 | 6 | 7 | + |
| 14 | x          | x |   | x |   |   | x |   | x            | x | x          | x |   |   |  |   | x  |   |     |   |   | x |   |   |   |   |

**D.1.5 Assessment of family member 3**

Family member 3 is assessed as follows (see [Tables D.7](#) and [D.8](#)).

- The design of items in the set comprises simple pin joints, box locks, solid metal and some cotton fabric. Due to additional layers of packaging material around the tissue forceps this item has the highest estimated challenge, is classified a2 and has an estimated steam penetration resistance of e3.
- The material used is stainless steel and cotton. This has a classification b2 and an estimated steam penetration resistance e3.
- The weight of the Items in the set range between 50 g and 250 g and the total weight is 5 400 g. Classification is c2.



- The sterile barrier system comprises a perforated inner tray contained in a rigid reusable container. Classification is d3 and the steam penetration resistance is e3.

**Table D.7 — Content: Family member 3**

| Item | Description               | No | Item | Description                            | No |
|------|---------------------------|----|------|--|----|
| 1    | clamp                     | 6  | 7    | scissors                               | 6  |
| 2    | forceps                   | 31 | 8    | knife handle                           | 3  |
| 3    | metric ruler              | 1  | 9    | forceps, tissue                        | 11 |
| 4    | needle holder             | 6  | 10   | perforated instrument basket           | 1  |
| 5    | retractor                 | 4  | 11   | paper/plastic peel pouch 5x9           | 1  |
| 6    | retractor, self-retaining | 8  | 12   | rigid reusable sterilization container | 1  |

**Table D.8 — Analysis: Family member set 3**

| Attribute                                      | Description  | Code           | Steam penetration resistance (estimated) |
|--|--|----------------|--|
| General description                            | Comprises a collection of medium to heavy weight instruments made from stainless steel, arranged on a surgical towel in a perforated metal basket inside a rigid reusable sterilization container.<br>Total weight approximately 5 400 g |                | e7                                       |
| Design   | Solid<br>Perforated tray<br>Pouch with tissue forceps in micro instrument tray sealed inside a rigid reusable sterilization container  | a1<br>a1<br>a7 | e1<br>e3<br>e7                           |
| Material                                       | Stainless steel<br>Cotton fabric towel   | b1<br>b2       | e1<br>e3                                 |
| Weight   | 50 g to 250 g  | c1<br>c2       | e1<br>e1                                 |
| Sterile barrier system and/or packaging system | Reusable metal sterilization container   | d3             | e3                                       |

### D.1.6 Product family

The product family assigned to family member set 3 is PF29. Analysis of the set is illustrated in [Table D.9](#). The assignment of PF29 and steam penetration resistance, e7 is based on the packaging around the tissue forceps.

**Table D.9 — Product family classification based on estimates: family member 3**

| MD | Attribute  |   |   |   |   |   |   |   |              |   |            |   |   |   |  |   | Steam penetration resistance (estimated) |   |     |   |   |   |   |   |   |   |  |
|----|------------|---|---|---|---|---|---|---|--------------|---|------------|---|---|---|--|---|--|---|-----|---|---|---|---|---|---|---|--|
|    | Design (a) |   |   |   |   |   |   |   | Material (b) |   | Weight (c) |   |   |   | Sterile barrier system and/or packaging system (d) |   |  |   | (e) |   |   |   |   |   |   |   |  |
| PF | 1          | 2 | 3 | 4 | 5 | 6 | 7 | + | 1            | 2 | 1          | 2 | 3 | 4 | 1  | 2 | 3  | 4 | 1   | 2 | 3 | 4 | 5 | 6 | 7 | + |  |
| 29 | x          |   |   |   |   |   | x |   | x            | x | x          | x |   |   |  |   | x  |   | x   | x | x |   |   |   |   | x |  |

**D.1.7 Assessment of family member 4**

Family member 4 is assessed as follows (see [Tables D.10](#) and [D.11](#)).

- The design of items in the set comprise simple metal bowls, cups and some cotton fabric. The highest challenge is from the sterile barrier system classified d3 with an estimated steam penetration resistance of e3.
- The material used is stainless steel and cotton. This has a classification b2 and an estimated steam penetration resistance e3.
- The weight of the items in the set range between 50 g and 1 000 g and the total weight is 2 700 g. Classification is c3.
- The sterile barrier system comprises single use 2-ply wrappers. Classification is d3 and the steam penetration resistance is e3.

**Table D.10 — Content: Family member 4**

| Item | Description    | No | Item | Description              | No |
|------|----------------|----|------|--------------------------|----|
| 1    | Large basin    | 1  | 5    | Medium basin             | 1  |
| 2    | Small basin    | 1  | 6    | Iodine cup               | 1  |
| 3    | Medicine cup   | 1  | 7    | Single use 2 ply wrapper | 1  |
| 4    | Surgical towel | 2  |      |                          |    |

**Table D.11 — Analysis: Family member set 4**

| Attribute                                      | Description  | Code | Steam penetration resistance (estimated) |
|--|--|------|--|
| General description                            | Comprises a collection of medium weight basins made from stainless steel, arranged with surgical towels separating different basins wrapped with single use 2 ply wrappers<br>Total weight approximately 2 700 g |      | e3                                       |
| Design   | Solid  | a1   | e1                                       |
|  | Cotton fabric towel  | a4   | e3                                       |
| Material                                       | Stainless steel  | b1   | e1                                       |
|  | Cotton fabric towel  | b2   | e3                                       |
| Weight   | 50 g to 1 000 g  | c1   | e1                                       |
|  |  | c2   | e1                                       |
|  |  | c3   | e1                                       |
| Sterile barrier system and/or packaging system | Single use 2 ply wrappers  | d3   | e3                                       |

**D.1.8 Product family**

The product family assigned to family member set 4 is PF13. Analysis of the set is illustrated in [Table D.12](#) The assignment of PF13 and steam penetration resistance, e3 is based on the sterile barrier system.

**Table D.12 — Product family — Classification based on estimates: Family member 4**

| MD | Attribute  |   |   |   |   |   |   |   |   |              |   |            |   |   |   |  | Steam penetration resistance (estimated) |   |   |     |   |   |   |   |   |   |  |
|----|------------|---|---|---|---|---|---|---|---|--------------|---|------------|---|---|---|--|--|---|---|-----|---|---|---|---|---|---|--|
|    | Design (a) |   |   |   |   |   |   |   |   | Material (b) |   | Weight (c) |   |   |   | Sterile barrier system and/or packaging system (d) |  |   |   | (e) |   |   |   |   |   |   |  |
|    | 1          | 2 | 3 | 4 | 5 | 6 | 7 | + | 1 | 2            | 1 | 2          | 3 | 4 | 1 | 2  | 3  | 4 | 1 | 2   | 3 | 4 | 5 | 6 | 7 | + |  |
| 13 | x          |   |   | x |   |   |   |   | x | x            | x | x          | x |   |   |  | x  |   |   |     | x |   |   |   |   |   |  |

**D.1.9 Assessment of family member 5**

Family member 5 is assessed as follows (see [Tables D.13](#) and [D.14](#)).

- The design of items in the set are solid and tubular. The greatest challenge is the latex tubing category a5 with an estimated steam penetration resistance e5.
- The material used is stainless steel, plastic and latex. This has a classification b2 and an estimated steam penetration resistance e3.
- The weight of the items in the set range between 50 g and 250 g and the total weight is 500 g. Classification is c3.
- The sterile barrier system comprises a paper peel pouch. Classification is d3 and the steam penetration resistance is e3.

**Table D.13 — Content: Family member 5**

| Item | Description              | No | Item | Description   | No |
|------|--------------------------|----|------|---------------|----|
| 1    | Suction bottle           | 1  | 3    | Rubber tubing | 1  |
| 2    | Paper/plastic peel pouch | 1  |      |               |    |

**Table D.14 — Analysis: Family member 5**

| Attribute                                      | Description   | Code     | Steam penetration resistance (estimated) |
|--|---|----------|--|
| General description                            | Comprises 2-3 medium weight instruments made from stainless steel, plastic, rubber, etc., in a paper/plastic pouch<br>Total weight approximately 500g |          | e5                                       |
| Design   | Solid<br>Tubing   | a1<br>a5 | e1<br>e5                                 |
| Material                                       | Stainless steel<br>Plastic, rubber item   | b1<br>b2 | e1<br>e1                                 |
| Weight   | 50 g to 250 g   | c1<br>c2 | e1                                       |
| Sterile barrier system and/or packaging system | Paper/plastic peel pouch  | d2       | e3                                       |

**D.1.10 Product family**

The product family assigned to family member set 5 is PF22. Analysis of the set is illustrated in [Table D.15](#). The assignment of PF22 and steam penetration resistance, e5 is based on the latex tubing. Latex can oxidise in the presence of steam and air and for this reason the operating cycle should be designed accordingly.

**Table D.15 — Product family — Classification based on estimates: Family member 5**

| MD | Attribute  |   |   |   |   |   |   |   |   |              |   |            |   |   |   |   | Steam penetration resistance (estimated)           |   |   |   |     |   |   |   |   |   |  |
|----|------------|---|---|---|---|---|---|---|---|--------------|---|------------|---|---|---|---|--|---|---|---|-----|---|---|---|---|---|--|
|    | Design (a) |   |   |   |   |   |   |   |   | Material (b) |   | Weight (c) |   |   |   |   | Sterile barrier system and/or packaging system (d) |   |   |   | (e) |   |   |   |   |   |  |
|    | 1          | 2 | 3 | 4 | 5 | 6 | 7 | + | 1 | 2            | 1 | 2          | 3 | 4 | 1 | 2 | 3  | 4 | 1 | 2 | 3   | 4 | 5 | 6 | 7 | + |  |
| 22 | x          |   |   |   | x |   |   |   | x | x            | x | x          |   |   |   | x |  |   |   |   | x   |   | x |   |   |   |  |

**D.1.11 Master product**

Family member 6 is identified as the master product for the general instruments processing category and is as follows (see [Tables D.16](#) and [D.17](#)).

- The design of items in the set comprise pin joints, box locks, metal bowls, tubing and cotton fabric. The greatest challenge is from the set of instruments that are contained in a paper/plastic peel pouch and a dedicated reusable container. Classification is a7 and the estimated steam penetration resistance is e7.

- The material used is stainless steel and cotton. Classification is b2.
- The weight of the Items in the set range between 50 g and 1 000 g and the total weight is 22 000 g. Classification is c3.
- The sterile barrier system is a rigid reusable container. Classification is d3 and the steam penetration resistance is e3.

**Table D.16 — Content: Family member 6 (master product)**

| <b>Item</b> | <b>Description</b>         | <b>No</b> | <b>Item</b> | <b>Description</b>                     | <b>No</b> |
|-------------|----------------------------|-----------|-------------|--|-----------|
| 1           | Forceps                    | 59        | 10          | Basin medium                           | 1         |
| 2           | Towel clip                 | 8         | 11          | Basin small                            | 1         |
| 3           | Single tooth tenaculum str | 2         | 12          | Iodine cup                             | 1         |
| 4           | Needle holder              | 6         | 13          | Medicine cup                           | 1         |
| 5           | Scissors                   | 6         | 14          | Gauze sponge 4x4                       | 12        |
| 6           | Knife handle               | 4         | 15          | Tubing                                 | 1         |
| 7           | Tissue forceps             | 11        | 16          | Paper/plastic peel pouch 5 x 9         | 1         |
| 8           | Surgical towel             | 3         | 17          | Tray with lid                          | 1         |
| 9           | Cotton balls               | 12        | 18          | Rigid reusable sterilization container | 1         |

**Table D.17 — Analysis — Family member set 6: Master product**

| Attribute                                      | Description   | Code                             | Steam penetration resistance (estimated) |
|--|---|----------------------------------|--|
| General description                            | Comprises a collection of medium to heavy weight instruments made from stainless steel, arranged on a surgical towel in a perforated metal basket inside a rigid reusable sterilization container.<br>Total weight approximately 22 000 g |                                  | e7                                       |
| Design   | Solid<br>Perforated tray<br>Pouch with tissue forceps in micro instrument tray sealed inside metal sterilization container<br>Basin sets<br>Cotton balls<br>Tubing  | a1<br>a1<br>a7<br>a3<br>a4<br>a5 | e1<br>e3<br>e7<br>e3<br>e3<br>e5         |
| Material                                       | Stainless steel<br>Cotton fabric towel<br>Cotton balls<br>Plastic tray<br>Paper/plastic peel pouch<br>Latex tubing  | b1<br>b2<br>b2<br>b2<br>b2<br>b2 | e1<br>e3<br>e3<br>e1<br>e3<br>e5         |
| Weight   | 50g to 1 000 g  | c1<br>c2<br>c3                   | e1<br>e1<br>e1                           |
| Sterile barrier system and/or packaging system | Reusable metal sterilization container  | d3                               | e3                                       |

### D.1.12 Product family

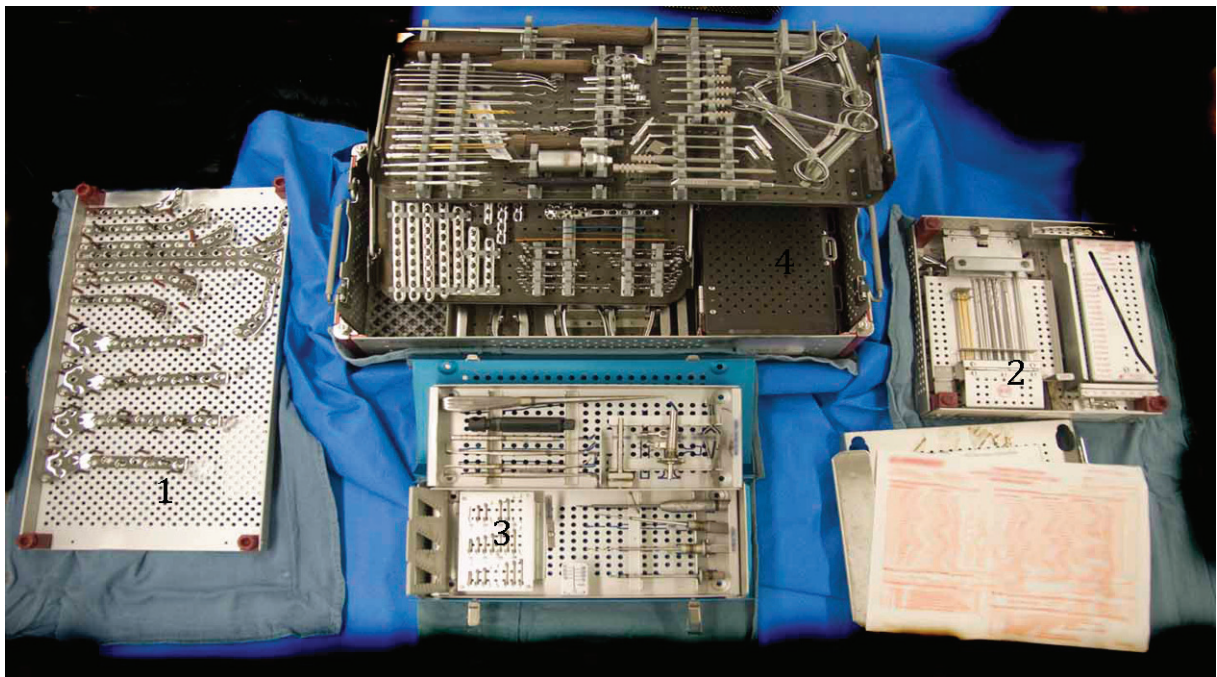
The product family assigned to family member set 6 is PF29. Analysis of the set is illustrated in [Table D.18](#). The assignment of PF29 and steam penetration resistance e7 is based on the instruments contained in a paper/plastic peel pouch placed inside a rigid reusable sterilization container. Family member 6 is the highest weight of the processing category and contains all the items identified in the other family members as the most difficult to sterilize. Family member 6 is identified master product for the general instrument category.

**Table D.18 — Product family — Classification based on estimates — Master product: Family member set 6**

| MD | Attribute  |   |   |   |   |   |   |   |   |              |   |            |   |   |   |  |   |   |   |     |   |   |   | Steam penetration resistance (estimated) |   |   |  |  |  |  |
|----|------------|---|---|---|---|---|---|---|---|--------------|---|------------|---|---|---|--|---|---|---|-----|---|---|---|--|---|---|--|--|--|--|
|    | Design (a) |   |   |   |   |   |   |   |   | Material (b) |   | Weight (c) |   |   |   | Sterile barrier system and/or packaging system (d) |   |   |   | (e) |   |   |   |  |   |   |  |  |  |  |
| PF | 1          | 2 | 3 | 4 | 5 | 6 | 7 | + | 1 | 2            | 1 | 2          | 3 | 4 | 1 | 2  | 3 | 4 | 1 | 2   | 3 | 4 | 5 | 6  | 7 | + |  |  |  |  |
| 29 |            |   |   |   |   | x | x |   | x | x            | x | x          | x |   |   |  | x |   |   |     |   |   |   |  |   | x |  |  |  |  |

**D.2 Implant sets and complex orthopaedic sets**

The two processing categories are illustrated in [Figure D.2](#) and [Figure D.3](#) respectively. Each category contains four family members from which a master product is selected. The choice is based on the criteria discussed in D.1.12. [Tables D.19](#) to [D.22](#) show the assessment in accordance with [Clause 4](#) for the implant sets. [Tables D.23](#) to [D.26](#) show the assessment for the complex orthopaedic sets.



**Key**

- 1 family member 1
- 2 family member 2
- 3 family member 3
- 4 family member 4 — master product

**Figure D.2 — Processing category: Implant sets**

**Table D.19 — Assessment — Family member 1: Tibial plates**

| Attribute                                      | Description   | Code | Steam penetration resistance (estimated) |
|--|---|------|--|
| General description                            | Comprises a collection light weight implantable plates made from stainless steel or titanium, inside a metal tray with lid wrapped with single use 2 ply wrappers<br>Total weight approximately 2000g |      | e4                                       |
| Design   | Solid   | a1   | e1                                       |
|  | Perforated tray   | a1   | e3                                       |
|  | Towel under and over container  | a4   | e4                                       |
| Material                                       | Stainless steel   | b1   | e1                                       |
|  | Cotton fabric towel   | b2   | e3                                       |
| Weight   | 50g - 150g  | c1   | e1                                       |
|  |   | c2   | e1                                       |
| Sterile barrier system and/or packaging system | Metal tray with lid   | d3   | e4                                       |
|  | Single use 2 ply wrappers   |      |  |

**Table D.20 — Assessment — Family member 2: Cannulated screw set**

| Attribute                                      | Description   | Code | Steam penetration resistance (estimated) |
|--|---|------|--|
| General description                            | Comprises a collection of light cannulated orthopaedic screws made from stainless steel or titanium arranged in a custom screw tray with lid with a towel over and under the tray with lid, wrapped in single use 2 ply wrappers.<br>Total weight approximately 3000g |      | e7                                       |
| Design   | Solid, hollow (less than 1 depth/diameter ratio)  | a1   | e1                                       |
|  | Perforated tray   | a1   | e3                                       |
|  | Mated surfaces  | a7   | e7                                       |
| Material                                       | Stainless steel/titanium  | b1   | e1                                       |
|  | Cotton fabric towel   | b2   | e3                                       |
| Weight   | Average 25g   | c1   | e1                                       |
| Sterile barrier system and/or packaging system | Metal container   | d3   | e4                                       |
|  | Surgical towels   | d3   | e4                                       |
|  | Single use 2 ply wrapper  | d3   | e3                                       |



**Table D.21 — Assessment — Family member 3: Bone screw and instrument set**

| Attribute                                      | Description  | Code | Steam penetration resistance (estimated) |
|--|--|------|--|
| General description                            | Comprises a collection of light to medium weight instruments made from stainless steel, and small orthopaedic screws arranged inside a custom tray with lid with a towel over and under the tray with lid and wrapped with a single use 2 ply wrapper.<br>Total weight approximately 3 500 g |      | e7                                       |
| Design   | Solid  | a1   | e1                                       |
|  | Perforated tray  | a1   | e3                                       |
|  | Mated surfaces   | a7   | e7                                       |
| Material                                       | Stainless steel  | b1   | e1                                       |
|  | Cotton fabric towel  | b2   | e3                                       |
| Weight   | 50 g to 250 g  | c1   | e1                                       |
|  |  | c2   |  |
| Sterile barrier system and/or packaging system | Metal tray with lid  | d3   | e4                                       |
|  | Surgical towels  | d3   | e4                                       |
|  | Single use 2 ply wrapper   | d3   | e3                                       |

**Table D.22 — Assessment — Family member 4 — Master product: Fragment instruments, plates and screws set**

| Attribute                                      | Description   | Code | Steam penetration resistance (estimated) |
|--|---|------|--|
| General description                            | Comprises a collection of medium to heavy weight instruments made from stainless steel, arranged on a surgical towel in a perforated metal tray inside a tray with lid wrapped with a single use 2 ply wrapper.<br>Total weight approximately 4 500 g |      | e7                                       |
| Design   | Solid   | a1   | e1                                       |
|  | Perforated tray   | a1   | e3                                       |
|  | Mated surfaces  | a7   | e7                                       |
| Material                                       | Stainless steel   | b1   | e1                                       |
|  | Cotton fabric towel   | b2   | e3                                       |
| Weight   | 50 g to 250 g   | c1   | e1                                       |
|  |   | c2   |  |
| Sterile barrier system and/or packaging system | Metal tray with lid   | d3   | e4                                       |
|  | Surgical towels   | d3   | e4                                       |
|  | Single use 2 ply wrapper  | d3   | e3                                       |



**Key**

- 1 family member 1
- 2 family member 2
- 3 family member 3
- 4 family member 4 --- master product

**Figure D.3 — Processing category - complex orthopaedic sets**

Table D.23 — Assessment — Family member 1: ACL Instrument set

| Attribute                                      | Description  | Code | Steam penetration resistance (estimated) |
|--|--|------|--|
| General description                            | Comprises a collection of medium to heavy weight instruments made from stainless steel, plastic and ceramics arranged in a custom poly-carbonate tray inside an aluminium tray with a lid wrapped with a single use 2 ply wrapper.<br>Total weight approximately 3200g |      | e5                                       |
| Design   | Solid  | a1   | e1                                       |
|  | Perforated tray  | a1   | e3                                       |
|  | Layered tray   | a5   | e5                                       |
|  | Moving parts   | a5   | e4                                       |
| Material                                       | Stainless steel  | b1   | e1                                       |
|  | Polycarbonate  | b2   | e3                                       |
|  | Ceramics   | b2   | e1                                       |
|  | Cotton fabric towel  | b2   | e3                                       |
| Weight   | 50 g to 500 g  | c1   | e1                                       |
|  |  | c2   | e1                                       |
| Sterile barrier system and/or packaging system | Single use 2 ply wrapper   | d3   | e3                                       |

Table D.24 — Assessment — Family member 2: Revision reamers

| Attribute                                      | Description  | Code | Steam penetration resistance (estimated) |
|--|--|------|--|
| General description                            | Comprises a collection of medium to heavy weight instruments made from stainless steel, plastic and ceramics arranged in a custom poly-carbonate tray inside an aluminium tray with a lid wrapped in a single use 2 ply wrapper.<br>Total weight approximately 6000g |      | e5                                       |
| Design   | Solid  | a1   | e1                                       |
|  | Perforated tray  | a1   | e3                                       |
|  | Layered tray   | a5   | e5                                       |
|  | Moving parts   | a5   | e4                                       |
| Material                                       | Stainless steel  | b1   | e1                                       |
|  | Polycarbonate  | b2   | e3                                       |
|  | Ceramics   | b2   | e1                                       |
|  | Cotton fabric towel  | b2   | e3                                       |
| Weight   | 50 g to 1 000 g  | c1   | e1                                       |
|  |  | c2   | e3                                       |
|  |  | c3   | e3                                       |
| Sterile barrier system and/or packaging system | Single use 2 ply wrapper   | d3   | e4                                       |

**Table D.25 — Assessment — Family member 3: Cup screw instrument set**

| Attribute                                      | Description   | Code                 | Steam penetration resistance (estimated) |
|--|---|----------------------|--|
| General description                            | Comprises a collection of medium to heavy weight instruments made from stainless steel, plastic and ceramics arranged in a custom poly-carbonate tray inside an aluminium tray with a lid wrapped in a single use 2 ply wrapper.<br>Total weight approximately 4 000g |                      | e5                                       |
| Design   | Solid<br>Perforated tray<br>Moving parts  | a1<br>a1<br>a5       | e1<br>e3<br>e4                           |
| Material                                       | Stainless steel<br>Polycarbonate<br>Ceramics<br>Cotton fabric towel   | b1<br>b2<br>b2<br>b2 | e1<br>e3<br>e1<br>e3                     |
| Weight   | 50 g to 600 g   | c1<br>c2<br>c3       | e1<br>e3<br>e3                           |
| Sterile barrier system and/or packaging system | single use 2 ply wrapper  | d3                   | e4                                       |

**Table D.26 — Assessment — Family member 4 — Master product: Hip core instrument set**

| Attribute                                      | Description  | Code                 | Steam penetration resistance (estimated) |
|--|--|----------------------|--|
| General description                            | Comprises a collection of medium to heavy weight instruments made from stainless steel, plastic and ceramics arranged in a custom poly-carbonate tray inside an aluminium tray with a lid wrapped with a single use 2 ply wrapper.<br>Total weight approximately 9 000 g |                      | e5                                       |
| Design   | Solid<br>Perforated tray<br>Layered tray<br>Moving parts   | a1<br>a1<br>a5<br>a5 | e1<br>e3<br>e5<br>e4                     |
| Material                                       | Stainless steel<br>Polycarbonate<br>Ceramics<br>Cotton fabric towel  | b1<br>b2<br>b2<br>b2 | e1<br>e3<br>e1<br>e3                     |
| Weight   | 50 g to 1 000 g  | c1<br>c2<br>c3       | e1<br>e3<br>e3                           |
| Sterile barrier system and/or packaging system | Single use 2 ply wrapper   | d3                   | e4                                       |

## Bibliography

- [1] ISO 3746, *Acoustics — Determination of sound power levels and sound energy levels of noise sources using sound pressure — Survey method using an enveloping measurement surface over a reflecting plane*
- [2] ISO 10993-1, *Biological evaluation of medical devices — Part 1: Evaluation and testing within a risk management process*
- [3] ISO 10993-17, *Biological evaluation of medical devices — Part 17: Establishment of allowable limits for leachable substances*
- [4] ISO 11607 (all parts), *Packaging for terminally sterilized medical devices*
- [5] ISO 11138-1, *Sterilization of health care products — Biological indicators — Part 1: General requirements*
- [6] ISO 11138-3, *Sterilization of health care products — Biological indicators — Part 3: Biological indicators for moist heat sterilization processes*
- [7] ISO/TS 11139, *Sterilization of health care products — Vocabulary*
- [8] ISO 11140-1, *Sterilization of health care products — Chemical indicators — Part 1: General requirements*
- [9] ISO 11140-3, *Sterilization of health care products — Chemical indicators — Part 3: Class 2 indicator systems for use in the Bowie and Dick-type steam penetration test*
- [10] ISO 11140-4, *Sterilization of health care products — Chemical indicators — Part 4: Class 2 indicators as an alternative to the Bowie and Dick-type test for detection of steam penetration*
- [11] ISO 11140-5, *Sterilization of health care products — Chemical indicators — Part 5: Class 2 indicators for Bowie and Dick-type air removal tests*
- [12] ISO 11737-1, *Sterilization of medical devices — Microbiological methods — Part 1: Determination of a population of microorganisms on products*
- [13] ISO 11737-2, *Sterilization of medical devices — Microbiological methods — Part 2: Tests of sterility performed in the definition, validation and maintenance of a sterilization process*
- [14] ISO 13485, *Medical devices — Quality management systems — Requirements for regulatory purposes*
- [15] ISO 14001, *Environmental management systems — Requirements with guidance for use*
- [16] ISO 14040, *Environmental management — Life cycle assessment — Principles and framework*
- [17] ISO 14161, *Sterilization of health care products — Biological indicators — Guidance for the selection, use and interpretation of results*
- [18] ISO 14644-1, *Cleanrooms and associated controlled environments — Part 1: Classification of air cleanliness by particle concentration*
- [19] ISO 14937, *Sterilization of health care products — General requirements for characterization of a sterilizing agent and the development, validation and routine control of a sterilization process for medical devices*
- [20] ISO/TR 14969:2004, *Medical devices — Quality management systems — Guidance on the application of ISO 13485: 2003*
- [21] ISO 14971, *Medical devices — Application of risk management to medical devices*

- [22] ISO 15882:2008, *Sterilization of health care products — Chemical indicators — Guidance for selection, use and interpretation of results*
- [23] ISO 15883-1, *Washer-disinfectors — Part 1: General requirements, terms and definitions and tests*
- [24] ISO 15883-2, *Washer-disinfectors — Part 2: Requirements and tests for washer-disinfectors employing thermal disinfection for surgical instruments, anaesthetic equipment, bowls, dishes, receivers, utensils, glassware, etc..*
- [25] ISO 15883-4, *Washer-disinfectors — Part 4: Requirements and tests for washer-disinfectors employing chemical disinfection for thermolabile endoscopes*
- [26] ISO/TS 15883-5, *Washer-disinfectors — Part 5: Test soils and methods for demonstrating cleaning efficacy*
- [27] ISO 17664, *Sterilization of medical devices — Information to be provided by the device manufacturer for the processing of reusable medical devices*
- [28] ISO/TS 17665-2:2009, *Sterilization of health care products — Moist heat — Part 2: Guidance on the application of ISO 17665-1*
- [29] IEC 61010-2-040, *Safety requirements for electrical equipment for measurement, control and laboratory use — Part 2-040: Particular requirements for sterilizers and washer-disinfectors used to treat medical materials*
- [30] EN 285, *Sterilization — Steam sterilizers — Large sterilizers*
- [31] EN 556-1, *Sterilization of medical devices — Requirements for medical devices to be designated “STERILE”— Part 1: Requirements for terminally sterilized medical devices*
- [32] EN 867-5<sup>1)</sup>, *Non-biological systems for use in sterilizers — Part 5: Specification for indicator systems and process challenge devices for use in performance testing for small sterilizers Type B and Type S*
- [33] EN 868-2, *Packaging materials and systems for medical devices which are to be sterilized —Part 2: Sterilization wrap — Requirements and test methods*
- [34] EN 868-3, *Packaging materials and systems for medical devices which are to be sterilized - Part 3: Paper for use in the manufacture of paper bags (specified in EN 868-4) and in the manufacture of pouches and reels (specified in EN 868-5) — Requirements and test methods*
- [35] EN 868-4, *Packaging materials and systems for medical devices which are to be sterilized - Part 4: Paper bags — Requirements and test methods*
- [36] EN 868-5, *Packaging materials and systems for medical devices which are to be sterilized - Part 5: Heat and self-sealable pouches and reels of paper and plastic film construction - Requirements and test methods*
- [37] EN 868-8, *Packaging materials and systems for medical devices which are to be sterilized —Part 8: Re-usable sterilization containers for steam sterilizers conforming to EN 285 — Requirements and test methods*
- [38] EN 868-9, *Packaging materials and systems for medical devices which are to be sterilized - Part 9: Uncoated nonwoven materials of polyolefines for use in the manufacture of heat sealable pouches, reels and lids — Requirements and test methods*
- [39] EN 868-10, *Packaging materials and systems for medical devices which are to be sterilized - Part 10: Adhesive coated nonwoven materials of polyolefines for use in the manufacture of heat sealable pouches, reels and lids — Requirements and test methods*

---

1) To be replaced by ISO 11140-6.



- [40] EN 12442-1, *Animal tissues and their derivatives utilized in the manufacture of medical devices — Analysis and management of risk*
- [41] EN 12442-2:2000, *Animal tissues and their derivatives utilized in the manufacture of medical devices — Controls on sourcing, collection and handling*
- [42] EN 12442-3:2000, *Animal tissues and their derivatives utilized in the manufacture of medical devices — Validation of the elimination and/or inactivation of viruses and transmissible agents*
- [43] EN 13060:2004, *Small steam sterilizers*
- [44] ANSI/AAMI ST79, *Comprehensive guide to steam sterilization and sterility assurance in health care facilities*
- [45] Good Automated Manufacturing Practice, Guide for Validation of Automated Systems in Pharmaceutical Manufacturing (GAMP 5) 2008
- [46] Parenteral Drug Association. Technical Report No. 1 Revised 2007, *Validation of Moist Heat Sterilization Processes: Cycle Design, Development, Qualification, and Ongoing Control*, PDA Bethesda, MD 2007
- [47] *Release on the IAPWS Industrial Formulation 1997 for the Thermodynamic Properties of Water and Steam, Erlangen, Germany, September 1997 (IAPWS-1F97) published in ASME International Steam Tables for Industrial Use, ASME Press, New York NY 10016, 2000, ISBN 0-7918-01543*
- [48] BOWIE. J.H., KELSEY, J.C. and THOMPSON, G.R., The Bowie and Dick autoclave test. *Lancet*. 1963, ●●● pp. 586–587
- [49] CHEN, J.H. SKOSKI. T.A., *Methods of testing virucides, Disinfection, Sterilization and Preservation*, 1983, 3rd Edition, Lea and Febinger, (Block S.S., ed.). Philadelphia, PA
- [50] HALVORSON, H.C. and ZIEGLER, N.R. *Applications of statistics to problems in bacteriology. J. Bacteriol.* 1933, **25** (2) pp. 101–118
- [51] IRVINE, Th.F. and LILEY, P. E. *Steam and Gas tables with computer equations*. Academic Press, 1984
- [52] MORRISSEY, R.F. and PHILLIPS, G.B. (eds.), *Sterilization technology: A practical guide for manufacturers and users of health care products*, Van Nostrand Reinhold, New York, 1995
- [53] PFLUG. I.J. and KRISTEN. D.E. Carrying out Biological Qualification, the Control Operation of Moist-Heat (Steam Sterilization) Processes for Producing Sterile Pharmaceuticals and Medical Devices. *PDA J. Pharm. Sci. Technol.* 2000 March/April, **54** (2) p. ●●●
- [54] PFLUG, I.J. *Microbiology and Engineering of Sterilization Processes*, St Paul University of Minnesota, Department of Food and Science and Nutrition and Schools of Public Health, 1992, Tenth Edition, 1999
- [55] PARRY, W.T.; BELLOWS, J.C., GALLAGHER, J.S. and HARVEY, A.H. *ASME International Steam Tables for Industrial Use*. ASME Press, New York, 2000
- [56] PFLUG, I. J. and HOLCOMB. R. G. *Principles of thermal destruction of microorganisms, Disinfection, sterilization and preservation*, (BLOCK S.S.ed.). Lea and Febinger, Philadelphia, PA, 1983
- [57] PFLUG, I.J. *Microbiology and Engineering of Sterilization Processes*, 1992

