

---

---

**Dentistry — Mandrels for rotary  
instruments**

*Art dentaire — Mandrins pour instruments rotatifs*



Reference number  
ISO 13295:2007(E)

© ISO 2007

**PDF disclaimer**

This PDF file may contain embedded typefaces. In accordance with Adobe's licensing policy, this file may be printed or viewed but shall not be edited unless the typefaces which are embedded are licensed to and installed on the computer performing the editing. In downloading this file, parties accept therein the responsibility of not infringing Adobe's licensing policy. The ISO Central Secretariat accepts no liability in this area.

Adobe is a trademark of Adobe Systems Incorporated.

Details of the software products used to create this PDF file can be found in the General Info relative to the file; the PDF-creation parameters were optimized for printing. Every care has been taken to ensure that the file is suitable for use by ISO member bodies. In the unlikely event that a problem relating to it is found, please inform the Central Secretariat at the address given below.



**COPYRIGHT PROTECTED DOCUMENT**

© ISO 2007

All rights reserved. Unless otherwise specified, no part of this publication may be reproduced or utilized in any form or by any means, electronic or mechanical, including photocopying and microfilm, without permission in writing from either ISO at the address below or ISO's member body in the country of the requester.

ISO copyright office  
Case postale 56 • CH-1211 Geneva 20  
Tel. + 41 22 749 01 11  
Fax + 41 22 749 09 47  
E-mail [copyright@iso.org](mailto:copyright@iso.org)  
Web [www.iso.org](http://www.iso.org)

Published in Switzerland

## Foreword

ISO (the International Organization for Standardization) is a worldwide federation of national standards bodies (ISO member bodies). The work of preparing International Standards is normally carried out through ISO technical committees. Each member body interested in a subject for which a technical committee has been established has the right to be represented on that committee. International organizations, governmental and non-governmental, in liaison with ISO, also take part in the work. ISO collaborates closely with the International Electrotechnical Commission (IEC) on all matters of electrotechnical standardization.

International Standards are drafted in accordance with the rules given in the ISO/IEC Directives, Part 2.

The main task of technical committees is to prepare International Standards. Draft International Standards adopted by the technical committees are circulated to the member bodies for voting. Publication as an International Standard requires approval by at least 75 % of the member bodies casting a vote.

Attention is drawn to the possibility that some of the elements of this document may be the subject of patent rights. ISO shall not be held responsible for identifying any or all such patent rights.

ISO 13295 was prepared by Technical Committee ISO/TC 106, *Dentistry*, Subcommittee SC 4, *Dental instruments*.

This second edition cancels and replaces the first edition (ISO 13295:1994) which has been technically revised by the addition of three additional types and the clarification of labelling requirements.

## Introduction

Mandrels are used for the support of rotary instruments. To achieve a general application, independent of the type of instrument, the standardization of mandrels is desirable. This will ease the usage of rotary instruments in dentistry.

# Dentistry — Mandrels for rotary instruments

## 1 Scope

This International Standard specifies the requirements, the packaging and marking characteristics for mandrels suitable for discs and polishers used in dentistry.

This International Standard uses the system of coding laid down in ISO 6360, which specifies a 15-digit number for the identification of dental rotary instruments of all types.

## 2 Normative references

The following referenced documents are indispensable for the application of this document. For dated references, only the edition cited applies. For undated references, the latest edition of the referenced document (including any amendments) applies.

ISO 1797-1, *Dental rotary instruments — Shanks — Part 1: Shanks made of metals*

ISO 1942, *Dentistry — Vocabulary*

ISO 6360 (all parts), *Dentistry — Number coding system for rotary instruments*

ISO 6892, *Metallic materials — Tensile testing — Method of testing at ambient temperature*

ISO 8325:2004, *Dentistry — Test methods for rotary instruments*

## 3 Terms and definitions

For the purposes of this document, the terms and definitions given in ISO 1942 and the following apply.

### 3.1

#### **mandrel**

rotary shaft for holding dental rotary instruments

## 4 Classification

For the purposes of this document, mandrels are classified according to their mechanical properties and the application for which they are recommended as follows:

- **Type 1:** mandrel, standard;
- **Type 2:** mandrel, reinforced;
- **Type 3:** mandrel with cylindrical thread for fixing unmounted polishers;
- **Type 4:** mandrel with conical thread for fixing unmounted polishers;
- **Type 5:** mandrel on which polishers can be snapped.

## 5 Requirements

### 5.1 Material

#### 5.1.1 Proof strength, $R_{p0,2}$

Mandrel Type 1, mandrel Type 2, screw for Type 1 and Type 2, mandrel Type 3 and mandrel Type 4 shall be made of a material with a proof strength of at least 600 MPa.

Type and treatment shall be left to the discretion of the manufacturer.

Testing shall be carried out in accordance with 6.1.

#### 5.1.2 Vickers hardness

Mandrel Type 5 shall be made of a material with a minimum Vickers hardness of 250 N/mm<sup>2</sup>.

Type and treatment shall be left to the discretion of the manufacturer.

### 5.2 Dimensions

#### 5.2.1 General

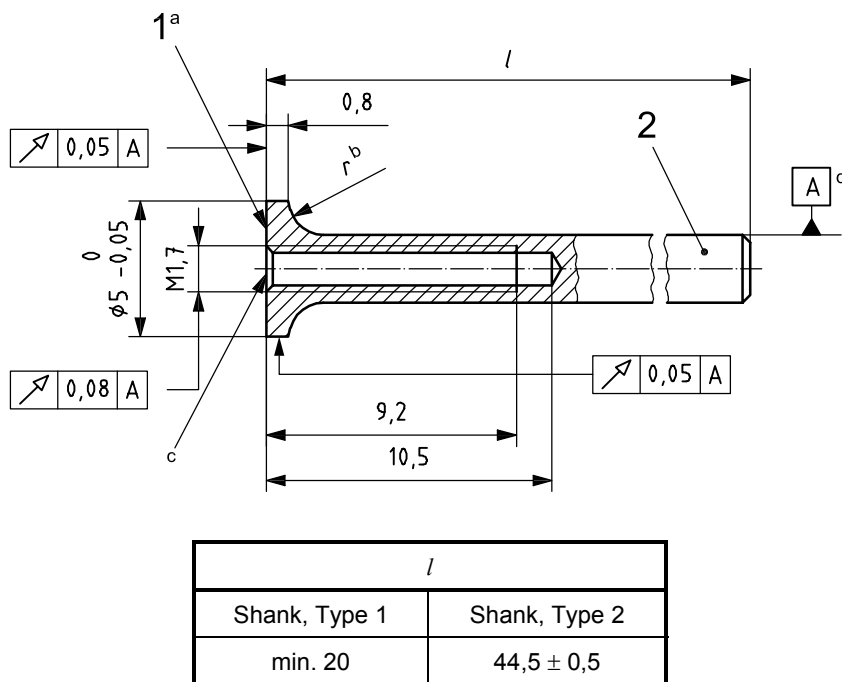
The dimensions and their tolerances are given in millimetres. Angles are given in degrees.

The dimensions shall be as shown in Figures 1 to 6.

This International Standard specifies only mandrels with a diameter of the plate and the screw head of 5 mm. Other diameters are possible. [See 7 f).]

Testing shall be carried out in accordance with 6.2.

5.2.2 Mandrel, Type 1



**Key**

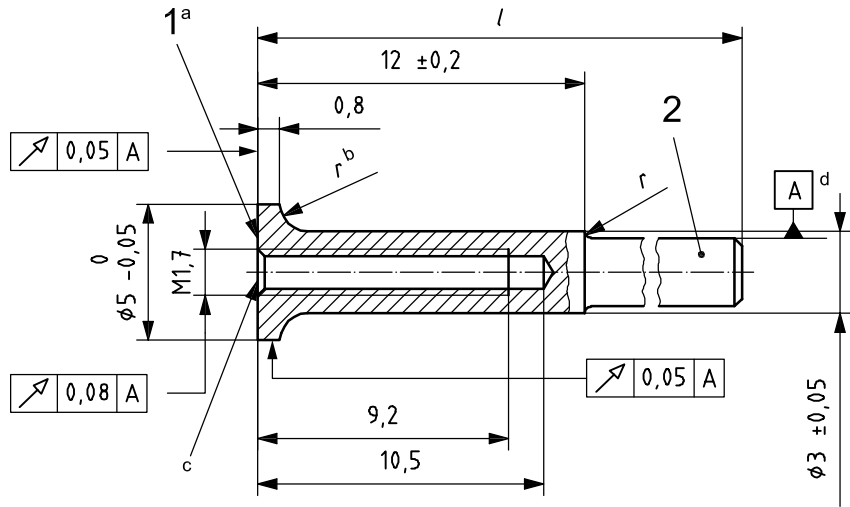
- 1 plate
- 2 shank, in accordance with ISO 1797-1, Type 1 or Type 2

NOTE The screw of Figure 3 can be used.

- a The plate diameter shall be identical with the screw head diameter.
- b Radius at discretion of manufacturer.
- c Countersunk at the discretion of the manufacturer.
- d Testing of run-out in accordance with ISO 8325:2004, 5.8.

**Figure 1 — Mandrel, Type 1**

5.2.3 Mandrel, Type 2



<i>l</i>	
Shank Type 1	Shank Type 2
min. 30	44,5 ± 0,5

Key

- 1 plate
- 2 shank, in accordance with ISO 1797-1, Type 1 or Type 2

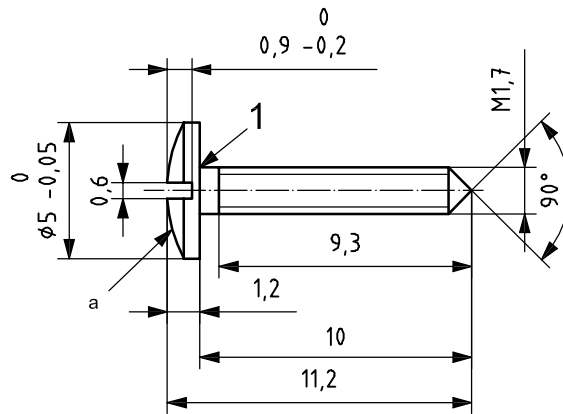
NOTE The screw of Figure 3 can be used.

- a The plate diameter shall be identical with the screw head diameter.
- b Radius at discretion of manufacturer.
- c Countersunk at the discretion of the manufacturer.
- d Testing of run-out in accordance with ISO 8325:2004, 5.8.

Figure 2 — Mandrel, Type 2



## 5.2.4 Screw for Type 1 and Type 2

**Key**

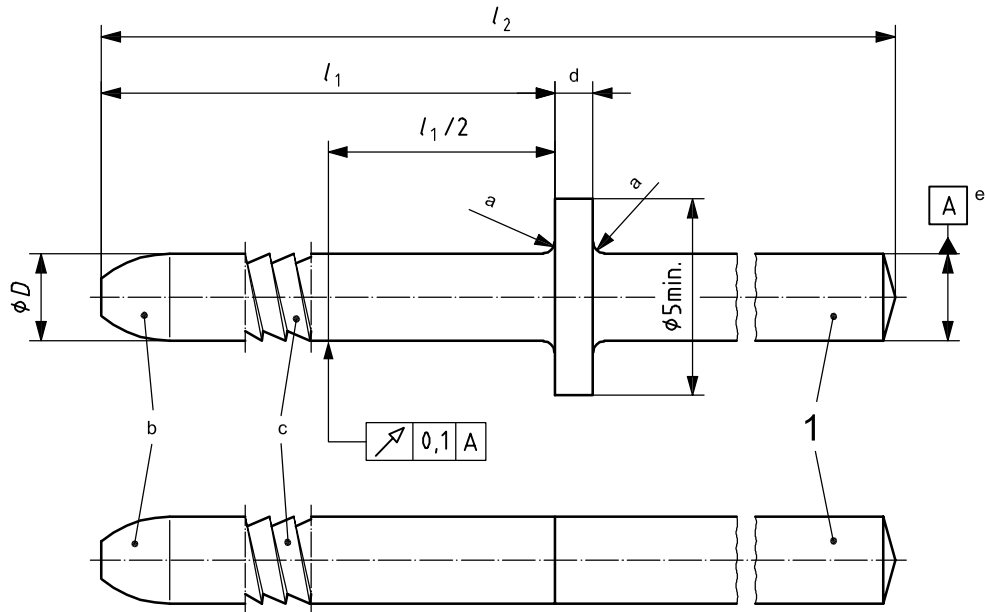
1 undercut

a Radius at the discretion of manufacturer.

**Figure 3 — Screw for Type 1 and Type 2**

.....

5.2.5 Mandrel, Type 3



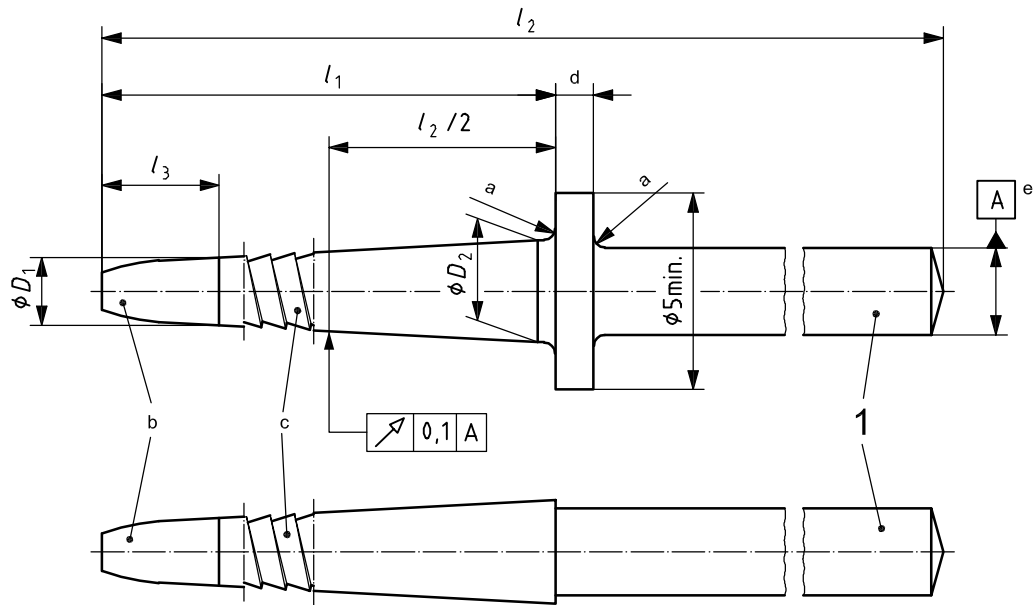
$l_1$ $\pm 0,2$	$l_2$ min.	$\phi D$ $\pm 0,1$
8	46,0	2,3
12	46,0	2,3

Key

- 1 shank, ISO 1797-1, Type 2
- a Radius at the discretion of the manufacturer.
- b Tip at the discretion of the manufacturer.
- c Thread profile at the discretion of the manufacturer.
- d Thickness at the discretion of the manufacturer.
- e Testing of run-out in accordance with ISO 8325:2004, 5.8.

Figure 4 — Mandrel, Type 3

5.2.6 Mandrel, Type 4



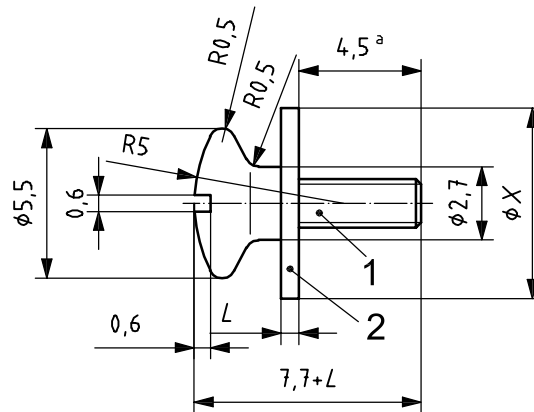
$l_1$ $\pm 0,2$	$l_2$ min. Type 1	$l_2$ min. Type 2	$l_3$ min.	$\phi D_1$ $\pm 0,1$	$\phi D_2$ $\pm 0,1$
8	28,0	46,0	3,0	1,6	2,4
12	28,0	46,0	3,0	1,8	2,7
12	28,0	46,0	3,0	1,8	3,1

Key

- 1 shank, ISO 1797-1, Type 2
- a Radius at the discretion of the manufacturer.
- b Tip at the discretion of the manufacturer.
- c Thread profile at the discretion of the manufacturer.
- d Thickness at the discretion of the manufacturer.
- e Testing of run-out in accordance with ISO 8325:2004, 5.8.

Figure 5 — Mandrel, Type 4

5.2.7 Mandrel, Type 5



Key

- 1 shank according to ISO 1797-1 or screw thread M1,8 × 0,35
  - 2 disc, dimensions ( $L$  and  $X$ ) at the discretion of the manufacturer
  - $L$  thickness of the disc
- <sup>a</sup> Dimension only applicable for screw thread.

Figure 6 — Mandrel, Type 5

6 Testing

6.1 Material

For mandrels Type 1, Type 2, Type 3 and Type 4 the proof strength,  $R_{p0,2}$ , in accordance with ISO 6892 shall be measured with commonly available test devices of adequate accuracy.

6.2 Dimensions

The dimensions shall be tested in accordance with ISO 8325:2004, 5.4.

7 Labelling on the package

The labelling on the package of mandrels shall contain at least the following information:

- a) name and/or trademark of the manufacturer or the distributor;
- b) lot number;
- c) type of shank in accordance with ISO 1797-1, if applicable;
- d) general characteristics encoded in accordance with ISO 6360-1, if applicable;
- e) shape and specific characteristics encoded in accordance with ISO 6360-2, if applicable;
- f) diameter of the plate, if applicable.

8 Packaging

Packaging of mandrels shall be at the discretion of the manufacturer.



---

---

**ICS 11.060.20**

Price based on 8 pages