

# INTERNATIONAL STANDARD

# ISO 10284

First edition  
1997-12-15

---

---

## Cinematography — Graphical symbols — Description

*Cinématographie — Symboles graphiques — Description*

This material is reproduced from ISO documents under International Organization for Standardization (ISO) Copyright License number IHS/ICC/1996. Not for resale. No part of these ISO documents may be reproduced in any form, electronic retrieval system or otherwise, except as allowed in the copyright law of the country of use, or with the prior written consent of ISO (Case postale 56, 1211 Geneva 20, Switzerland, Fax +41 22 734 10 79), IHS or the ISO Licensor's members.



Reference number  
ISO 10284:1997(E)

## Foreword

ISO (the International Organization for Standardization) is a worldwide federation of national standards bodies (ISO member bodies). The work of preparing International Standards is normally carried out through ISO technical committees. Each member body interested in a subject for which a technical committee has been established has the right to be represented on that committee. International organizations, governmental and non-governmental, in liaison with ISO, also take part in the work. ISO collaborates closely with the International Electrotechnical Commission (IEC) on all matters of electrotechnical standardization.

Draft International Standards adopted by the technical committees are circulated to the member bodies for voting. Publication as an International Standard requires approval by at least 75 % of the member bodies casting a vote.

International Standard ISO 10284 was prepared by Technical Committee ISO/TC 36, *Cinematography*.

© ISO 1997

All rights reserved. Unless otherwise specified, no part of this publication may be reproduced or utilized in any form or by any means, electronic or mechanical, including photocopying and microfilm, without permission in writing from the publisher.

International Organization for Standardization  
Case postale 56 • CH-1211 Genève 20 • Switzerland  
Internet central@iso.ch  
X.400 c=ch; a=400net; p=iso; o=isocs; s=central

Printed in Switzerland

# Cinematography — Graphical symbols — Description

## 1 Scope

This International Standard specifies graphical symbols intended for use on motion-picture equipment.

## 2 Normative references

The following standards contain provisions which, through reference in this text, constitute provisions of this International Standard. At the time of publication, the editions indicated were valid. All standards are subject to revision, and parties to agreements based on this International Standard are encouraged to investigate the possibility of applying the most recent editions of the standards indicated below. Members of IEC and ISO maintain registers of currently valid International Standards.

ISO 3461-1:1988, *General principles for the creation of graphical symbols — Part 1: Graphical symbols for use on equipment.*

ISO 7000:1989, *Graphical symbols for use on equipment — Index and synopsis.*

ISO 8400:1985, *Cinematography — Position of emulsion surface of 16 mm motion-picture prints — Identification.*

IEC 417, *Graphical symbols for use on equipment.*

DIN 15585:1984-12, *Film printing technology; graphical symbols.*

DIN 30600:1985-11, *Graphical symbols — Registration, designation.*

## 3 Dimensions

Symbol dimensions shall conform to ISO 3461-1.

## 4 Grouping of symbols

In this International Standard, symbols are divided into six groups. The first group includes symbols of general application, the other five correspond conditionally to the limited functional systems of motion-picture equipment.

Group 1 — Symbols of general application

Group 2 — Symbols of power-supply systems (electric drive)

Group 3 — Symbols of optical and lighting systems







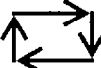

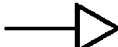







Group 4 — Symbols of movement and mechanical systems

Group 5 — Symbols of sound engineering systems








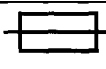



Group 6 — Symbols of thermo-pneumo-hydro systems

NOTE — The equivalent French term is given below each referent.




## 5 Group 1 — Symbols of general application


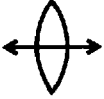




Number	Symbol	Referent	Reference
1.1		On power Marche (mise sous tension)	IEC 5007
1.2		Off (power) Arrêt (mise hors tension)	IEC 5008
1.3		Stand-by Attente	IEC 5009
1.4		Stop (of action) Arrêt (mise hors service)	IEC 5110
1.5		Start (of action) Démarrage (d'une opération)	IEC 5104
1.6		Remote control Commande à distance	ISO 0093
1.7		Automatic cycle (or semi-automatic cycle) Cycle automatique (ou cycle semi-automatique)	ISO 0026
1.8		Manual control Commande manuelle	ISO 0096
1.9		Normal run Défilement normal	IEC 5107
1.10		Fast run Défilement rapide	IEC 5108
1.11		Variability Variabilité	IEC 5004
1.12		Balance Équilibre	IEC 5072
1.13		Television monitor Dispositif de contrôle visuel d'image	IEC 5051
1.14		Clock; time switch; timer Horloge; commutateur horaire; minuterie	IEC 5184
1.15		Bell Sonnerie	IEC 5013
1.16		Lubricating oil Huile de graissage	IEC 0391

## 6 Group 2 — Symbols of power-supply systems (electric drive)






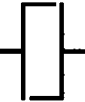


Number	Symbol	Referent	Reference
2.1		Direct current Courant continu	IEC 5031
2.2		Alternating current Courant alternatif	IEC 5032
2.3		Battery check Contrôle des piles	IEC 5001
2.4		Both direct and alternating current Courant continu et alternatif	IEC 5033
2.5		AC/DC converter; rectifier; substitute power supply Convertisseur alternatif/continu redresseur, alimentation de substitution	IEC 5003
2.6		Earth (ground) Terre	IEC 5017
2.7		Frame or chassis Masse, châssis	IEC 5020
2.8		Fuse Coupe-circuit fusible	IEC 5016
2.9		Motor Moteur	ISO 0147
2.10		Generator Générateur	ISO 1153
2.11		Dangerous voltage Tension dangereuse	IEC 5036

## 7 Group 3 — Symbols of optical and lighting systems




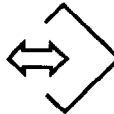










Number	Symbol	Referent	Reference
3.1		Lamp; lighting; illumination Lampe; éclairage; illumination	IEC 5012
3.2		Full projection light Pleine lumière de projection	DIN 30600-02815
3.3		Reduced projection light Lumière de projection réduite	DIN 30600-02816


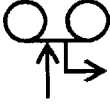



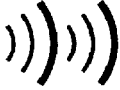
Number	Symbol	Referent	Reference
3.4		Lens Objectif	
3.5		Focussing Mise au point	DIN 30600-02814
3.6		Brightness; brilliance Luminosité; brillance	IEC 5056
3.7		Contrast Contraste	IEC 5057
3.8		Emulsion position Type B Position de l'émulsion Type B	ISO 8400
3.9		Emulsion position Type A Position de l'émulsion Type A	ISO 8400

## 8 Group 4 — Symbols of movement and mechanical systems

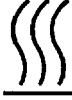




Number	Symbol	Referent	Reference
4.1		Wind (continuous material); roll (continuous material) Enroulage	ISO 0037
4.2		Unwind (continuous material); unroll (continuous material) Déroulage	ISO 0038
4.3		Framing Cadrage	IEC 5191
4.4		Stop-frame Image d'arrêt	
4.5		Marker Marqueur	IEC 5170
4.6		Coupling Coupleur	ISO 0015
4.7		Cutting Coupe	IEC 5171
4.8		Lubrication Lubrification	ISO 0031

## 9 Group 5 — Symbols of sound engineering systems

Number	Symbol	Referent	Reference
5.1		Input Entrée	IEC 5034
5.2		Output Sortie	IEC 5035
5.3		Microphone Microphone	IEC 5082
5.4		Linear input-output Entrée-sortie linéaire	ISO 1107
5.5		Amplifier Amplificateur	IEC 5084
5.6		Tape recorder Enregistreur à bande	IEC 5093
5.7		Loudspeaker Haut-parleur	IEC 5080
5.8		Headphones Casque téléphonique	IEC 5077
5.9		Telephone; telephone adapter Téléphone; adaptateur téléphonique	IEC 5090
5.10		Antenna; aerial (USA) Antenne	IEC 5039
5.11		Recording on tape Enregistrement sur bande	IEC 5095
5.12		Play-back or reading from tape Lecture de bande	IEC 5096
5.13		Erasing from tape Effacement de bande	IEC 5097
5.14		Recording lock on tape recorders Blocage de l'enregistrement sur une bande	IEC 5101

Number	Symbol	Referent	Reference
5.15		Monitoring at the input during recording on tape Contrôle à l'entrée durant l'enregistrement	IEC 5098
5.16		Monitoring from tape after recording on tape Contrôle de la bande après l'enregistrement sur la bande	IEC 5099
5.17		Monitoring during play-back or reading from tape Contrôle durant la lecture d'une bande	IEC 5100
5.18		Pause; interruption Repos; interruption momentanée	IEC 5111
5.19		Sound mixer Mixeur	
5.20		Reverberator Réverbérateur	

## 10 Group 6 — Symbols of thermo-pneumo-hydro systems

Number	Symbol	Referent	Reference
6.1		Heating Chauffage	ISO 0535
6.2		Air impeller (blower, fan, etc.) Ventilateur (soufflerie, turbine, etc.)	ISO 5015
6.3		Air impeller with heating Ventilateur avec chauffage	
6.4		Constant temperature Température constante	DIN 15585
6.5		Level Niveau	ISO 0159



---

---

**ICS 01.080.20; 37.060.01**

**Descriptors:** cinematography, photographic equipment, symbols, graphic symbols, description.

Price based on 6 pages

---

---

