
Single-use sterile rubber surgical gloves — Specification

*Gants en caoutchouc à usage chirurgical, stériles, non réutilisables —
Spécifications*





COPYRIGHT PROTECTED DOCUMENT

© ISO 2014

All rights reserved. Unless otherwise specified, no part of this publication may be reproduced or utilized otherwise in any form or by any means, electronic or mechanical, including photocopying, or posting on the internet or an intranet, without prior written permission. Permission can be requested from either ISO at the address below or ISO's member body in the country of the requester.

ISO copyright office
Case postale 56 • CH-1211 Geneva 20
Tel. + 41 22 749 01 11
Fax + 41 22 749 09 47
E-mail copyright@iso.org
Web www.iso.org

Published in Switzerland

Contents

| | Page |
|--|-----------|
| Foreword | iv |
| 1 Scope | 1 |
| 2 Normative references | 1 |
| 3 Classification | 1 |
| 3.1 General | 1 |
| 3.2 Type | 1 |
| 3.3 Design | 2 |
| 3.4 Finish | 2 |
| 4 Materials | 2 |
| 5 Sampling and selection of test pieces | 2 |
| 5.1 Sampling | 2 |
| 5.2 Selection of test pieces | 3 |
| 6 Requirements | 3 |
| 6.1 Dimensions | 3 |
| 6.2 Watertightness | 6 |
| 6.3 Tensile properties | 6 |
| 6.4 Sterility | 7 |
| 7 Packaging | 7 |
| 8 Marking | 7 |
| 8.1 General | 7 |
| 8.2 Inner package | 8 |
| 8.3 Unit package | 8 |
| 8.4 Multi-unit package | 8 |
| Annex A (normative) Test for watertightness | 9 |

Foreword

ISO (the International Organization for Standardization) is a worldwide federation of national standards bodies (ISO member bodies). The work of preparing International Standards is normally carried out through ISO technical committees. Each member body interested in a subject for which a technical committee has been established has the right to be represented on that committee. International organizations, governmental and non-governmental, in liaison with ISO, also take part in the work. ISO collaborates closely with the International Electrotechnical Commission (IEC) on all matters of electrotechnical standardization.

The procedures used to develop this document and those intended for its further maintenance are described in the ISO/IEC Directives, Part 1. In particular the different approval criteria needed for the different types of ISO documents should be noted. This document was drafted in accordance with the editorial rules of the ISO/IEC Directives, Part 2 (see www.iso.org/directives).

Attention is drawn to the possibility that some of the elements of this document may be the subject of patent rights. ISO shall not be held responsible for identifying any or all such patent rights. Details of any patent rights identified during the development of the document will be in the Introduction and/or on the ISO list of patent declarations received (see www.iso.org/patents).

Any trade name used in this document is information given for the convenience of users and does not constitute an endorsement.

For an explanation on the meaning of ISO specific terms and expressions related to conformity assessment, as well as information about ISO's adherence to the WTO principles in the Technical Barriers to Trade (TBT) see the following URL: Foreword - Supplementary information

The committee responsible for this document is ISO/TC 45, *Rubber and rubber products*, Subcommittee SC 4, *Products (other than hoses)*.

This third edition cancels and replaces the second edition (ISO 10282:2002), of which it constitutes a minor revision. It also incorporates the Technical Corrigendum ISO 10282:2002/Cor.1:2005 and the following changes:

- addition of isoprene rubber latex as material for type 2 glove;
- only two finishes remain for classification, whereby powdered or powder-free finishes were deleted and introduced in the note;
- addition on the applicability of the warning note to the unit package on the removal of surface-dusting material prior to undertaking operative procedures.

Single-use sterile rubber surgical gloves — Specification

1 Scope

This International Standard specifies requirements for packaged sterile rubber gloves intended for use in surgical procedures to protect the patient and the user from cross-contamination. It is applicable to single-use gloves that are worn once and then discarded. It does not apply to examination or procedure gloves. It covers gloves with smooth surfaces and gloves with textured surfaces over part or the whole glove.

This International Standard is intended as a reference for the performance and safety of rubber surgical gloves. The safe and proper usage of surgical gloves and sterilization procedures with subsequent handling, packaging, and storage procedures are outside the scope of this International Standard.

2 Normative references

The following documents, in whole or in part, are normatively referenced in this document and are indispensable for its application. For dated references, only the edition cited applies. For undated references, the latest edition of the referenced document (including any amendments) applies.

ISO 37, *Rubber, vulcanized or thermoplastic — Determination of tensile stress-strain properties*

ISO 188, *Rubber, vulcanized or thermoplastic — Accelerated ageing and heat resistance tests*

ISO 2859-1, *Sampling procedures for inspection by attributes — Part 1: Sampling schemes indexed by acceptance quality limit (AQL) for lot-by-lot inspection*

ISO 10993 (all parts), *Biological evaluation of medical devices*

ISO 15223, *Medical devices — Symbols to be used with medical device labels, labelling and information to be supplied*

ISO 23529, *Rubber — General procedures for preparing and conditioning test pieces for physical test methods*

3 Classification

3.1 General

Gloves are classified by type, design, and finish, as given in [3.2](#) to [3.4](#).

3.2 Type

Two types are classified:

- a) Type 1: gloves made primarily from natural rubber latex.
- b) Type 2: gloves made primarily from nitrile rubber latex, isoprene rubber latex, polychloroprene rubber latex, styrene-butadiene rubber solution, styrene-butadiene rubber emulsion or thermoplastic elastomer solution.

3.3 Design

Two designs are classified:

- a) gloves with straight fingers;
- b) gloves with fingers curved in the palmar direction.

The glove shall be anatomically correct, with the thumb positioned towards the palmar surface of the index finger rather than lying flat. The fingers and thumb can be straight or curved in the palmar direction.

3.4 Finish

Two finishes are classified:

- a) textured surface over part or all of the glove;
- b) smooth surface.

NOTE 1 Gloves can be powdered or powder-free. Powdered gloves are gloves where a powder has been added as a part of the manufacturing process, generally to facilitate donning. Powder-free gloves are gloves which have been manufactured without the deliberate addition of powdered materials to facilitate donning. Powder-free is also referred to as “powderless”, “no powder” or “non-powdered” or other words to that effect.

NOTE 2 The cuff termination of the glove may be cut or in the form of a rolled rim.

4 Materials

Gloves shall be manufactured from compounded natural rubber or nitrile rubber or isoprene rubber or polychloroprene rubber latex, or compounded styrene-butadiene rubber or thermoplastic elastomer solution, or compounded styrene-butadiene rubber emulsion. To facilitate donning the gloves, any surface treatment, lubricant, powder or polymer coating may be used subject to compliance with ISO 10993.

Any pigment used shall be non-toxic. It is essential that substances used for surface treatment which are capable of being transferred are bio-absorbable.

Gloves as supplied to the user shall comply with the relevant part(s) of ISO 10993. The manufacturer shall make available to the purchaser, on request, data to support compliance with these requirements.

NOTE 1 Other suitable polymeric materials may be included in future editions of this International Standard.

NOTE 2 It is recognized that some individuals can, over a period of time, become sensitized to a particular rubber compound (allergic reaction) and require gloves of an alternative formulation.

NOTE 3 Limits of extractable proteins, allergenic proteins, residual chemicals, endotoxins, and residual powder in gloves may be specified in future editions of this International Standard, subject to the availability of relevant ISO standard test methods.

5 Sampling and selection of test pieces

5.1 Sampling

For reference purposes, gloves shall be sampled and inspected in accordance with ISO 2859-1. The inspection levels and acceptance quality limits (AQLs) shall conform to those specified in [Table 1](#) for the characteristics listed.

When a lot size cannot be determined, a lot of 35 001 to 150 000 shall be assumed.

Table 1 — Inspection levels and AQLs

| Characteristic | Inspection level | AQL |
|--|------------------|-----|
| Physical dimensions (width, length, thickness) | S-2 | 4,0 |
| Watertightness | G-I | 1,5 |
| Force at break and elongation at break (before and after accelerated ageing) and force at 300 % elongation (before accelerated ageing) | S-2 | 4,0 |

5.2 Selection of test pieces

Where test pieces are required, they shall be taken from the palm or back of gloves.

6 Requirements

6.1 Dimensions

When measured at the points shown in [Figure 1](#), gloves shall comply with the dimensions for palm width and length given in [Table 2](#), using the inspection level and AQL given in [Table 1](#).

The measurement of length shall be the shortest distance between the tip of the second finger and the cuff termination.

NOTE The length measurement may be taken by hanging the glove on a suitable mandrel with a tip radius of 5 mm.

The measurement of width shall be at the midpoint between the base of the index finger and the base of the thumb. The width measurement shall be made with the glove placed on a flat surface.

The thickness of the double wall of an intact glove shall be measured in accordance with ISO 23529, with a pressure on the foot of $22 \text{ kPa} \pm 5 \text{ kPa}$ at each of the locations shown in [Figure 2](#): a point $13 \text{ mm} \pm 3 \text{ mm}$ from the extreme tip of the second finger, the approximate centre of the palm, and a point $25 \text{ mm} \pm 5 \text{ mm}$ from the cuff termination. The single-wall thickness at each point shall be reported as half the measured double-wall thickness and shall comply with the dimensions given in [Table 2](#), using the inspection level and AQL given in [Table 1](#).

If visual inspection indicates the presence of thin spots, then single-wall thickness measurements shall be made in such areas. The thickness at the smooth area and textured area of a single wall when measured as described in this subclause shall not be less than 0,10 mm and 0,13 mm respectively.

The thickness of the cuff termination measured in accordance with ISO 23529 should preferably not exceed 2,50 mm.

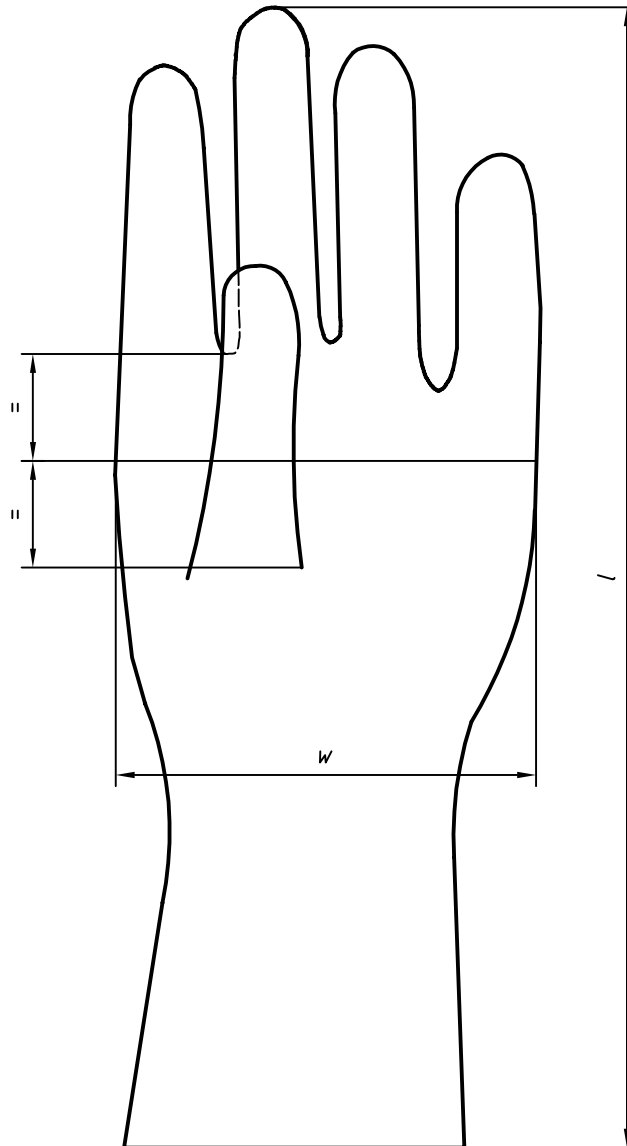
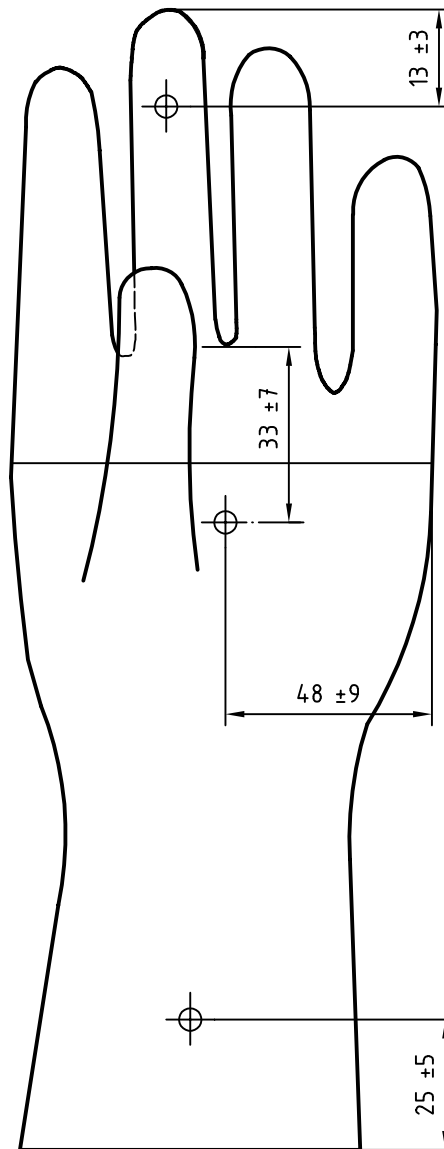


Figure 1 — Measurement points for width and length

Table 2 — Dimensions and tolerances

| Size code | Width (dimension <i>w</i> , Figure 1) mm | Minimum length (dimension <i>l</i> , Figure 1) mm | Minimum thickness (at the locations shown in Figure 2) mm |
|-----------|---|--|--|
| 5 | 67 ± 4 | 250 | For all sizes: Smooth area: 0,10 Textured area: 0,13 |
| 5,5 | 72 ± 4 | 250 | |
| 6 | 77 ± 5 | 260 | |
| 6,5 | 83 ± 5 | 260 | |
| 7 | 89 ± 5 | 270 | |
| 7,5 | 95 ± 5 | 270 | |
| 8 | 102 ± 6 | 270 | |
| 8,5 | 108 ± 6 | 280 | |
| 9 | 114 ± 6 | 280 | |
| 9,5 | 121 ± 6 | 280 | |



NOTE The distance $48 \text{ mm} \pm 9 \text{ mm}$ locates the approximate centre of the palm for different glove sizes.

Figure 2 — Measurement points for thickness

6.2 Watertightness

When gloves are tested for watertightness as described in [Annex A](#), the sample size and allowable number of non-conforming (leaking) gloves in the sample shall be determined in accordance with the inspection level and AQL given in [Table 1](#).

6.3 Tensile properties

6.3.1 General

Tensile properties shall be measured in accordance with ISO 37, taking three type 2 dumb-bell test pieces from each glove and using the median value as the test result. Test pieces shall be taken from the palm or back of gloves.

6.3.2 Force at break and elongation at break before accelerated ageing

When determined in accordance with the method specified in ISO 37, using type 2 dumb-bell test pieces, the force at break, force at 300 % elongation and elongation at break shall comply with the requirements given in [Table 3](#), using the inspection level and AQL given in [Table 1](#).

Table 3 — Tensile properties

| Property | Requirement | |
|---|--------------|--------------|
| | Type 1 glove | Type 2 glove |
| Minimum force at break before accelerated ageing, N | 12,5 | 9,0 |
| Minimum elongation at break before accelerated ageing, % | 700 | 600 |
| Maximum force required to produce 300 % elongation before accelerated ageing, N | 2,0 | 3,0 |
| Minimum force at break after accelerated ageing, N | 9,5 | 9,0 |
| Minimum elongation at break after accelerated ageing, % | 550 | 500 |

6.3.3 Force at break and elongation at break after accelerated ageing

Accelerated ageing tests shall be conducted in accordance with the method specified in ISO 188. After the test pieces cut from the gloves have been subjected to a temperature of $70\text{ °C} \pm 2\text{ °C}$ for $168\text{ h} \pm 2\text{ h}$, the value of the force at break and the elongation at break shall comply with the requirements given in [Table 3](#), using the inspection level and AQL given in [Table 1](#).

6.3.4 Force required to produce 300 % elongation

When determined in accordance with the method specified in ISO 37, using type 2 dumb-bell test pieces, the force required to produce an elongation of 300 % shall comply with the requirements given in [Table 3](#), using the inspection level and AQL given in [Table 1](#).

6.4 Sterility

Gloves shall be sterilized. The nature of the sterilization process shall be disclosed on request.

7 Packaging

Gloves shall be packaged in sequential two-layered packaging.

8 Marking

8.1 General

8.1.1 The marking shall include a reference to this International Standard. Appropriate international symbols taken from ISO 15223 can be used for labelling.

8.1.2 The language used for marking shall be as agreed upon between the interested parties.

8.1.3 In the case of gloves that have been treated with any surface-dusting material, a warning note shall be clearly marked on the inner package and/or unit package; to the effect that surface powder should be aseptically removed prior to undertaking operative procedures.

8.2 Inner package

Inner packages shall be clearly marked with the following:

- a) the size;
- b) the designation “left” or “L” or “right” or “R” on the package.

8.3 Unit package

The outer wrapping for each unit pair of gloves shall be clearly marked with the following:

- a) the name or trademark of the manufacturer or supplier;
- b) the material used;
- c) the words “STRAIGHT FINGERS” or “CURVED FINGERS” or words to that effect for the appropriate glove design;
- d) the words “TEXTURED” or “SMOOTH”, “PRE-POWDERED” or “POWDER-FREE” or words to that effect for the appropriate glove finish;
- e) the size;
- f) the manufacturer’s identifying lot number;
- g) the words “DATE OF MANUFACTURE” or words to that effect, and the year in four digits and month of manufacture;
- h) the words “STERILE UNLESS THIS PACKAGE IS OPENED OR DAMAGED”;
- i) the words “FOR SINGLE USE”;
- j) the words “SURGICAL GLOVES”;
- k) the words “Product is made from natural rubber latex which can cause allergic reactions” or words to that effect for type 1 gloves.

8.4 Multi-unit package

A multi-unit package is one containing a predetermined number of unit packs of the same glove size, intended to facilitate safe transport and storage. Multi-unit packages shall be marked in accordance with [8.3 a\)](#), [8.3 b\)](#), [8.3 c\)](#), [8.3 d\)](#), [8.3 e\)](#), [8.3 f\)](#), [8.3 g\)](#), [8.3 i\)](#) and [8.3 j\)](#), with the words “xx pairs of surgical gloves” and with the addition of instructions for storage.

Annex A (normative)

Test for watertightness

A.1 Apparatus

A.1.1 Circular hollow mandrel, of minimum external diameter 60 mm and adequate length to hold the glove and, with the glove attached, to accommodate 1 000 cm³ of water. An example is given in [Figure A.1](#).

NOTE It is useful if the mandrel is transparent.

A.1.2 Holding device, designed to hold the glove in vertical position when filled with water. An example is given in [Figure A.2](#).

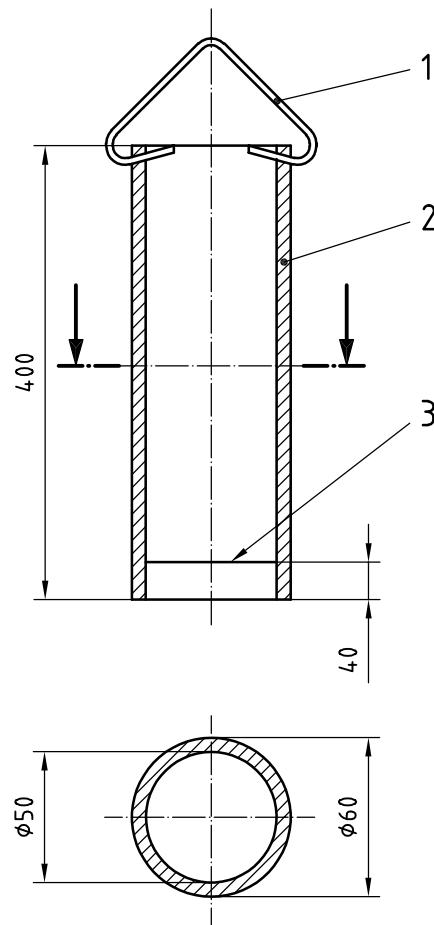
A.1.3 Graduated cylinder, capacity at least 1 000 cm³ or other dispensing apparatus capable of delivering 1 000 cm³ at a time.

A.2 Procedure

Attach the glove to the circular hollow mandrel by a suitable device, e.g. an O-ring, so that the glove does not extend more than 40 mm over the mandrel.

Introduce 1 000 cm³ ± 50 cm³ of water at a maximum temperature of 36 °C into the device. Remove any water that has inadvertently splashed on to the glove. If the water does not rise to within 40 mm of the cuff end, raise the glove to ensure that the whole of the glove, excluding the part 40 mm from the cuff end, is tested. Note any leaks immediately evident. If the glove does not leak immediately, make a second observation for leaks 2 min to 4 min after pouring the water into the glove. Disregard leakage within 40 mm of the cuff end. To assist observation, the water can be coloured with a water-soluble dye.

Dimensions in millimetres



Key

- 1 hook
- 2 cylinder
- 3 score line on inside surface of wall

Figure A.1 — Mandrel




Figure A.2 — Holding device

