

First edition
2000-07-15

**Graphic technology — Statistics of the
natural SCID images defined in ISO 12640**

*Technologie graphique — Statistique des données d'images en couleur
normales (SCID) définies dans l'ISO 12640*



Reference number
ISO/TR 14672:2000(E)

© ISO 2000

PDF disclaimer

This PDF file may contain embedded typefaces. In accordance with Adobe's licensing policy, this file may be printed or viewed but shall not be edited unless the typefaces which are embedded are licensed to and installed on the computer performing the editing. In downloading this file, parties accept therein the responsibility of not infringing Adobe's licensing policy. The ISO Central Secretariat accepts no liability in this area.

Adobe is a trademark of Adobe Systems Incorporated.

Details of the software products used to create this PDF file can be found in the General Info relative to the file; the PDF-creation parameters were optimized for printing. Every care has been taken to ensure that the file is suitable for use by ISO member bodies. In the unlikely event that a problem relating to it is found, please inform the Central Secretariat at the address given below.

© ISO 2000

All rights reserved. Unless otherwise specified, no part of this publication may be reproduced or utilized in any form or by any means, electronic or mechanical, including photocopying and microfilm, without permission in writing from either ISO at the address below or ISO's member body in the country of the requester.

ISO copyright office
Case postale 56 • CH-1211 Geneva 20
Tel. + 41 22 749 01 11
Fax + 41 22 749 09 47
E-mail copyright@iso.ch
Web www.iso.ch

Printed in Switzerland

Contents

Page

Foreword	iv
Introduction	v
1 Scope	1
2 Reference	1
3 SCID image description	1
4 Colour distribution	3
4.1 Data value histograms and related things	3
4.2 Average colour values	5
4.3 4 x 4 covariance matrix	5
4.4 Three-dimensional volumes	6
5 Spatial frequency characteristics	7

© ISO 2000. All rights reserved. No part of this publication may be reproduced without the prior written permission of ISO.

Foreword

ISO (the International Organization for Standardization) is a worldwide federation of national standards bodies (ISO member bodies). The work of preparing International Standards is normally carried out through ISO technical committees. Each member body interested in a subject for which a technical committee has been established has the right to be represented on that committee. International organizations, governmental and non-governmental, in liaison with ISO, also take part in the work. ISO collaborates closely with the International Electrotechnical Commission (IEC) on all matters of electrotechnical standardization.

International Standards are drafted in accordance with the rules given in the ISO/IEC Directives, Part 3.

The main task of technical committees is to prepare International Standards. Draft International Standards adopted by the technical committees are circulated to the member bodies for voting. Publication as an International Standard requires approval by at least 75 % of the member bodies casting a vote.

In exceptional circumstances, when a technical committee has collected data of a different kind from that which is normally published as an International Standard (“state of the art”, for example), it may decide by a simple majority vote of its participating members to publish a Technical Report. A Technical Report is entirely informative in nature and does not have to be reviewed until the data it provides are considered to be no longer valid or useful.

Attention is drawn to the possibility that some of the elements of this Technical Report may be the subject of patent rights. ISO shall not be held responsible for identifying any or all such patent rights.

ISO/TR 14672 was prepared by Technical Committee ISO TC 130, *Graphic technology*, Working Group 2, *Prepress data exchange*.

Introduction

International Standard 12640, *Graphic technology — Prepress digital data exchange — CMYK standard colour image data (CMYK/SCID)*, provides the digital data for a set of natural and synthetic colour images. The natural images are intended for use in subjectively evaluating image quality as a function of image processing and/or output process. In addition, the synthetic images are provided to allow objective measurement of process control, tone reproduction, colour characterization, etc.

In addition, these images may be used for the statistical evaluation of the change in image content as a function of image processing or other imaging steps. TC 130 Working Group 2 agreed to provide a set of reference statistics for these images as a baseline for the technical community wishing to use the images for such statistical evaluation.

This statistical data was prepared by the TC 130 Japanese National Committee, and their efforts have made this technical report possible.

Graphic technology — Statistics of the natural SCID images defined in ISO 12640

1 Scope

This Technical Report provides the colour and spatial frequency distribution statistics associated with the digital image data of International Standard 12640, *Graphic technology — Prepress digital data exchange — CMYK standard colour image data (CMYK/SCID)*.

2 Reference

ISO 12640:1997, *Graphic technology — Prepress digital data exchange — CMYK standard colour image data (CMYK/SCID)*.

3 SCID image description

ISO 12640 defines a set of natural and synthetic colour images, called SCID (Standard Colour Image Data), which can be used for evaluation of image processing algorithms or output devices, and also for colour characterization of output devices.

These images are digital files, encoded in a CMYK format. They exist in two forms, known as the primary and alternate data sets, each of which has different resolutions and data ranges. The primary data set was created using the data encoding scheme typical of a Colour Electronic Prepress System (CEPS). The alternate data set was created from the primary data set by re-encoding the data in the scheme more typically used by the desktop publishing (DTP) prepress systems and defined in ISO 12639 as the P1 profile. With the primary set, tone value of 0% is encoded as data value of 28 and tone value of 100% is encoded as data value of 228; the corresponding data values for the alternate set are 0 to 255. The primary set has an assumed resolution of 16 pixels/mm while the alternate set has an assumed resolution of 12 pixels/mm. The alternate set was computed from the primary set by cubic interpolation combined with a linear mapping of the data values.

The eight natural colour images of the primary set are shown as N1 to N8 in figure 1, the natural colour images of the alternate set are denoted as N1A to N8A. When output at the assumed resolutions of 16 pixels/mm (406.4 pixels/inch) and 12 pixels/mm (304.8 pixels/inch) the resultant size is 160mm x 128mm. The primary set of natural images are 2560 x 2048 pixels and the alternate set are 1920 x 1536 pixels. Table 1 shows the characteristics and typical usage of the images.

These eight images were selected so that users can subjectively evaluate several aspects of image quality that are often reduced by image processing or as a result of output device characteristics. The image quality attributes in question are described in table 1, but may be summarized as follows:

- colour reproduction;
- sharpness;
- graininess.


Although there is no established procedure for quantitative evaluation of these subjective image quality attributes, by the use of a common set of images SCID makes it possible to conduct such subjective evaluation on a consistent basis. However, when evaluating the application of image processing algorithms to the images some quantitative analysis is feasible and in this context various statistical characteristics calculated from the images may prove useful. Statistics on colour and spatial frequency distribution are such basic characteristics.



N1 and N1A



N2 and N2A



N3 and N3A



N4 and N4A



N5 and N5A



N6 and N6A



N7 and N7A



N8 and N8A

Figure 1 — Reduced monochrome reproductions of the natural images

Table 1 — Natural images

Name	Aspect	Characteristics
N1, Portrait	Portrait	Used to evaluate the reproduction of human skin.
N2, Cafeteria	Portrait	Image with complicated geometric shapes. Suitable for evaluating the result of image processing.
N3, Fruit Basket	Landscape	Image of a basket and cloth used to evaluate the reproduction of brown colours and close texture.
N4, Wine and Tableware	Landscape	Image of glassware and silverware used to evaluate the reproduction characteristics of highlight tones and neutral colours.
N5, Bicycle	Portrait	Image of a (penny-farthing) bicycle, resolution charts and other items containing high detail used to evaluate the sharpness of reproduction and the results of image processing.
N6, Orchid	Landscape	Image of an orchid with background vignettes used to evaluate reproduction of highlight and shadow vignettes.
N7, Musicians	Landscape	Image of three girls with different skin characteristics and fine detail used to evaluate the reproduction of different skin tones and image detail.
N8, Candle	Landscape	“Low-key” image of a room scene containing miscellaneous objects used to evaluate dark colours, particularly browns and greens.

These characteristics can be used for the comparison between the data of an original image and that of a transformed or degraded image passing through some image handling system such as an image transmission line, an imaging system, an image storage system or an image transform and processing system. It is also possible to compute those basic quantities from a set of images to certify validity of them if this is in doubt.

Members of the technical committee ISO TC 130 evaluated the aforesaid basic statistical quantities for the eight natural SCID images (for both the primary and alternate set). This technical report summarizes the quantitative results.

4 Colour distribution

Statistics which represent image colour distribution are provided in this section. These were obtained by computing single dimensional histograms, average colour values of each colour, the three-dimensional volume and covariance matrix and resultant orthogonal matrix and principal axes. Such data were calculated for each image. The histogram data is provided graphically (figures 5-12) and numerically (tables 5-12). The remaining statistics are provided in tables 13-20.

It should be noted that each natural image is provided with a text insert such as ISO300 or ISO400 in the image. Pixels representing this text have a coded value of either 0 (white) or 255 (black). This text serves to distinguish between the primary set and alternate set. It is not meaningful to include this text in the colour distribution calculation. Therefore, the calculation was carried out only for the image area, excluding the text.

The position of the outer boundaries of the text is defined by a rectangle produced from the coordinates of two of the corners as shown in figure 2. The position (in terms of number of pixels) of the text in each image is given in table 2 and table 3. This was the area excluded prior to calculation of the statistical data but extended by 4 pixels in each direction to minimize any effects arising from evaluation of the statistics after any image processing which requires calculation based on adjacent pixels. Thus the coordinates of the corners defining the rectangle enclosing the excluded area are $A(X_1-4, Y_1-4)$ and $B(X_2+4, Y_2+4)$.

4.1 Data value histograms and related things

The histograms for the natural images are shown in figures 5-12. These show the frequency of occurrence of each of the dot percent equivalent values within the image; therefore, there are four histograms for each image, one for each of the colours cyan, magenta, yellow and black. Each of the figures has two parts; the first shows the histograms for the primary set of images and the second part the histograms for the alternate set. The numeric data used to produce these figures are given in tables 5-12.




Figure 2 — Definition of the coordinates of the text elements

Table 2 — Position and area of the text for the primary set of natural images (16 pixels/mm)

Image	A(x ₁ ,y ₁)	B(x ₂ ,y ₂)
N1	(1769,39)	(2008,88)
N2	(37,35)	(276,84)
N3	(38,36)	(277,85)
N4	(41,37)	(280,86)
N5	(37,34)	(276,83)
N6	(37,35)	(276,84)
N7	(2286,35)	(2525,84)
N8	(2070,193)	(2309,242)

Table 3 — Position and area of the text for the alternate set of natural images (12 pixels/mm)

Image	A(x ₁ ,y ₁)	B(x ₂ ,y ₂)
N1A	(1326,24)	(1503,61)
N2A	(26,23)	(203,60)
N3A	(25,22)	(202,59)
N4A	(31,28)	(208,65)
N5A	(25,23)	(202,60)
N6A	(25,23)	(202,60)
N7A	(1708,21)	(1885,58)
N8A	(1554,145)	(1731,182)

It should be noted that although the primary set of images contains data in the ranges 0-27 and 229-255, these are not normally differentiated by the output device since the values less than or equal to 28 are all set to 0% dot and those greater than or equal to 228 are all set to 100% dot. In the case of the alternate set, however, all values in the range may be differentiated. This means that when the alternate set was derived from the primary set all the values in the ranges 0-28 and 229-255 for the primary set were mapped to 0 and 255 respectively. Thus the histograms for the alternate set tend to show very high frequencies for these values when compared to the rest of the values within the image, or the values within the primary set.

This phenomenon has a marked effect on some of the subsequent statistics, depending on the distribution of the 'out of range' values in the primary images. In the case of the average value, for example, it might be expected that the same (or very similar)

dot percent value would be obtained for both sets with each of the images. However, this is rarely the case, as will be seen in 4.2, particularly for the black. A glance at the histogram data will quickly reveal why.

Statistics are provided in tables 13-20 for each of the natural images in the set. The data provided are the average colour values of each ink, the three dimensional volume, covariance matrix, resultant orthogonal matrix and principal axes. These are described in more detail in the following subclauses.

4.2 Average colour values

The average colour values may be calculated using equation (1).

$$\bar{c} = \frac{\sum c_i}{N}, \bar{m} = \frac{\sum m_i}{N}, \bar{y} = \frac{\sum y_i}{N}, \bar{k} = \frac{\sum k_i}{N} \quad (1)$$

where

- c is the value for cyan;
- m is the value for magenta;
- y is the value for yellow;
- k is the value for black;
- i is the index value of the pixel; and
- N is the number of pixels in the image.

The average values indicate the amount of each colour present in an image. Therefore, any tendency for a particular colour to be dominant in each image can be indicated, although not categorically stated, by the average colour values. For example, the high blue content of image N6 and N6A (Orchid) is shown by the fact that the cyan and magenta colour values are higher than those of the yellow. However, similar values would have been obtained from an image containing large areas of cyan and magenta and no blue.

Since no under colour removal (UCR) or gray component replacement (GCR) has been applied to these images black colour is found only in the shadow areas, and the average value is less than that of the coloured inks. However, the magnitude of the value provides some indication of whether an image contains dark colours. For example, the image N5 (Bicycle) contains little black because it consists primarily of clean, but fairly colourful, and light neutral colours. Image N8 (Candle), on the other hand, contains a lot of black because it contains many dark colours, even though many of them are fairly colourful. The black colour quantity is independent of any colour tendency shown by the average of colour values of C, M and Y.

4.3 4 x 4 covariance matrix

The covariance matrix may be calculated using equation (2).

$$[M] = \begin{bmatrix} \frac{\sum (c_i - \bar{c})^2}{N} & \frac{\sum (c_i - \bar{c})(m_i - \bar{m})}{N} & \frac{\sum (c_i - \bar{c})(y_i - \bar{y})}{N} & \frac{\sum (c_i - \bar{c})(k_i - \bar{k})}{N} \\ \frac{\sum (m_i - \bar{m})(c_i - \bar{c})}{N} & \frac{\sum (m_i - \bar{m})^2}{N} & \frac{\sum (m_i - \bar{m})(y_i - \bar{y})}{N} & \frac{\sum (m_i - \bar{m})(k_i - \bar{k})}{N} \\ \frac{\sum (y_i - \bar{y})(c_i - \bar{c})}{N} & \frac{\sum (y_i - \bar{y})(m_i - \bar{m})}{N} & \frac{\sum (y_i - \bar{y})^2}{N} & \frac{\sum (y_i - \bar{y})(k_i - \bar{k})}{N} \\ \frac{\sum (k_i - \bar{k})(c_i - \bar{c})}{N} & \frac{\sum (k_i - \bar{k})(m_i - \bar{m})}{N} & \frac{\sum (k_i - \bar{k})(y_i - \bar{y})}{N} & \frac{\sum (k_i - \bar{k})^2}{N} \end{bmatrix} \quad (2)$$

The diagonal elements of the covariance matrices in tables 13-20 show the variance of data values for each colour component. The values are related to the range of the histogram in figures 5-12. The non-diagonal elements show the correlation between two colour components. Such a statement may not seem obvious at first, but can best be understood by considering the case where all four separations are identical ($c=m=y=k$), and hence highly correlated. After normalization by dividing each of the elements in the matrix by the square root of the product of the diagonal elements they will then give a value of 1 for each of the non-diagonal terms. If the colour components are not identical but correlated to some degree, the normalized non-diagonal elements will be smaller than 1. Figure 3 gives an example of a two-dimensional correlation plot with the data values c_i and m_i .

If the distribution has the shape indicated as in (a), there is a high degree of correlation. If the distribution looks as indicated in (b), the degree of correlation is much lower.

Each of the non-diagonal elements in these covariance matrices only shows the correlation between colour components in the image and does not show the degree of colourfulness of the image or the range of colours it contains. For example, a neutral vignette made from the three chromatic inks, and ranging from white to black, would have a very high correlation but is not at all colourful. A similar vignette made from two chromatic inks also has a high degree of correlation, and is very colourful, but the range of colours is very limited. A useful measure of image content is the combination of the range and colourfulness of the colours within it. Such a measure is how widely the colours are distributed within a colour space; in other words how large the colour gamut of the image is. Figure 3 shows this relationship in a two-dimensional space.

4.4 Three-dimensional volumes

To express this measure, it is necessary to define a volume, corresponding to the area shown in figure 3. The volume in the colour space can be determined from the standard deviations along the principal axes of the colour space. These are denoted by $\sigma_1, \sigma_2, \sigma_3, \sigma_4$ which are the square roots of the diagonal elements of the covariance matrix after multiplication with the orthogonal matrix shown in tables 13 to 20. In the example, figure 3, the σ can be visualized as the diameters of the ellipse, in the directions ξ and η . In our case, with a CMYK colour space, there are four principal axes, one for each process colour. (It is important to note that this definition means that the relationship between these principal axes and colour is somewhat loose since CMYK is not a true colour space. Nevertheless, it can be shown to produce a reasonable approximation to a uniform colour space and so the following measures do prove usable.) Based on the four standard deviations, the four-dimensional volume V_4 , used to show the colour gamut of an image in the full 'colour' space produced by the four inks, is defined as follows:

$$V_4 = \sigma_1 \times \sigma_2 \times \sigma_3 \times \sigma_4 \quad (3)$$

However, since the colour space that humans can sense is only three-dimensional, and the black only adds a limited amount to the colour gamut, V_4 is not always an appropriate measure of the colour gamut. In this report, the three-dimensional volume V_3 is proposed as a quantity to evaluate the colour gamut of an image.

V_3 is obtained as a product of three standard deviations, excluding the minimum standard deviation:

$$V_3 = \sigma_1 \times \sigma_2 \times \sigma_3 \quad (4)$$

According to the tables, the image among the eight with the largest gamut is N2 and that with the smallest is N4. These results are consistent with subjective assessment.

It should be noted that all the quantities above are defined in terms of c, m, y and k coordinates. It should not be expected that a colour gamut measure derived from CMYK space corresponds exactly to the gamut as perceived by a human observer, as would be expected from such measures derived from CIELAB or CIELUV space.

However, the SCID images are defined as CMYK images in digital form. Their reproduced colour depends on the specific inks and processes used for printing, and these images are intended for use by all processes. Thus there is no single set of colorimetric data which could be specified and so there was no alternative than to use CMYK colour space for this evaluation. Tables 13-20 show the statistics on colour distribution of each image.

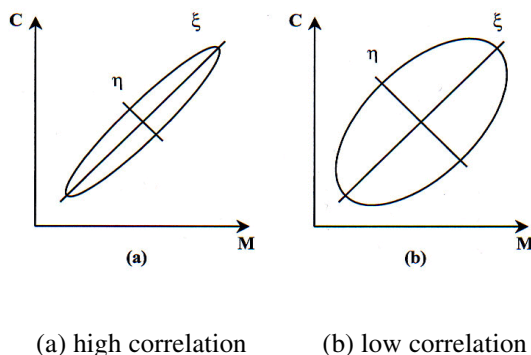


Figure 3 — Distribution of colour values

5 Spatial frequency characteristics

To evaluate the spatial frequency characteristics of the test images, the autocorrelation function $R(a,b)$ defined by equation (5) was calculated for each image.

$$R(a,b) = \frac{\sum \sum [f(i_x, i_y) - \overline{f_{i_x, i_y}}] [f(i_x + a, i_y + b) - \overline{f_{i_x + a, i_y + b}}]}{\left[\sum \{f(i_x, i_y) - \overline{f_{i_x, i_y}}\}^2 \sum \{f(i_x + a, i_y + b) - \overline{f_{i_x + a, i_y + b}}\}^2 \right]^{\frac{1}{2}}} \quad (5)$$

where

- $R(a,b)$ is the autocorrelation function;
- a is the horizontal shift from point(x,y);
- b is the vertical shift from point(x,y);
- i_x is the horizontal image coordinate; and
- i_y is the vertical image co-ordinate.

The way the image area used to calculate the autocorrelation function was defined is shown in figure 4. The specific coordinates for each image are given in table 4. Figures 13-20 show the autocorrelation function $R(a,0)$ (solid line) and $R(0,b)$ (dotted line) of the c, m, y and k components of each picture. Each value is normalized by $R(0,0)$, the value of for shift $R(0,0)$.

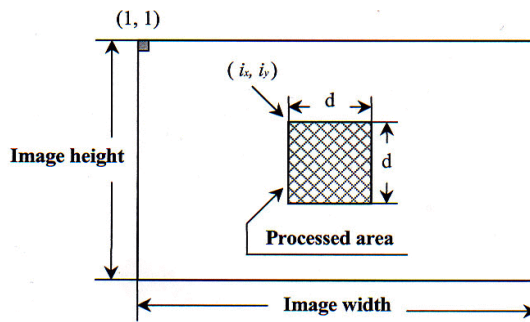


Figure 4 — Definition of the area used to calculate the autocorrelation function

Table 4 — Coordinates of the processed area for each image

Image	i_x	i_y	d
N1	513	769	1024
N1A	385	577	768
N2	513	769	1024
N2A	385	577	768
N3	769	513	1024
N3A	577	385	768
N4	769	513	1024
N4A	577	385	768
N5	513	769	1024
N5A	385	577	768
N6	769	513	1024
N6A	577	385	768
N7	769	513	1024
N7A	577	385	768
N8	769	513	1024
N8A	577	385	768

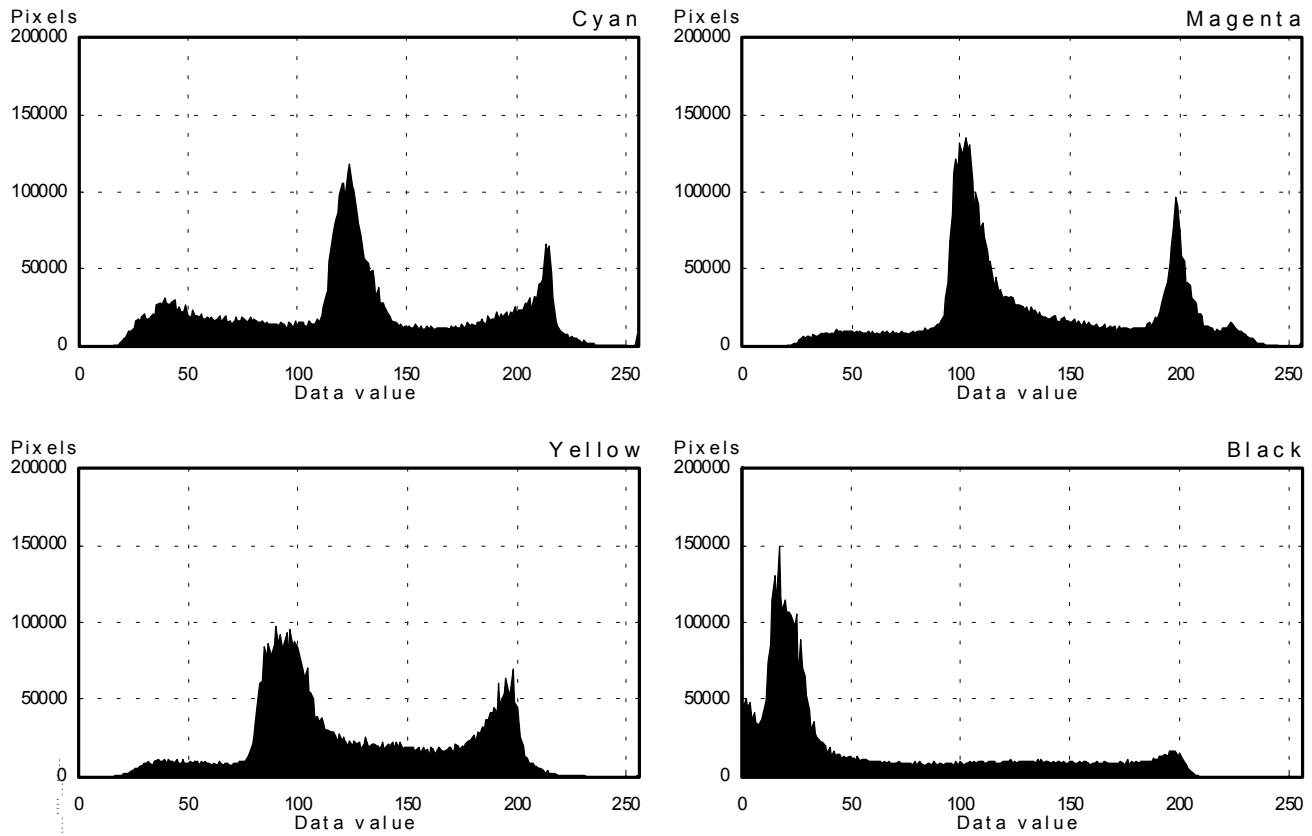


Figure 5a — Histograms for image N1

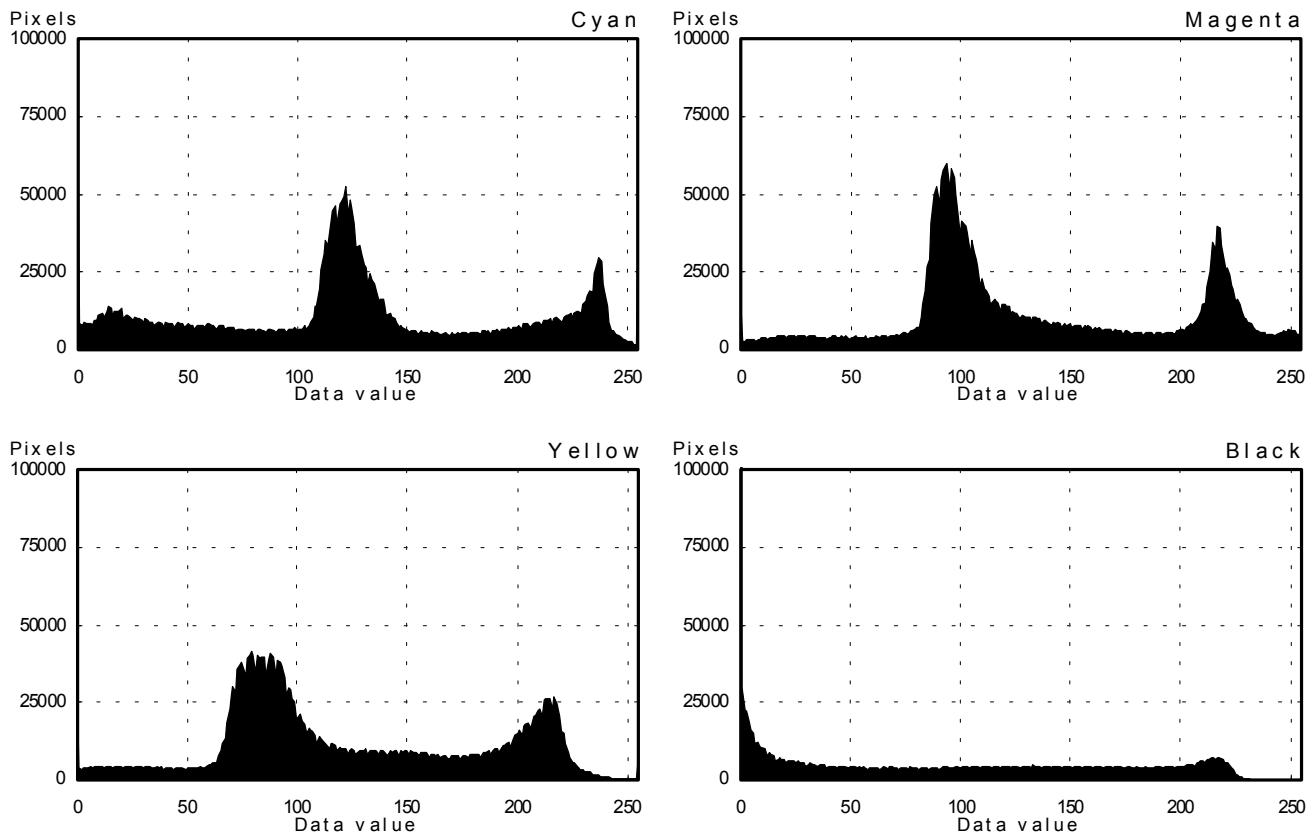


Figure 5b — Histograms for image N1A

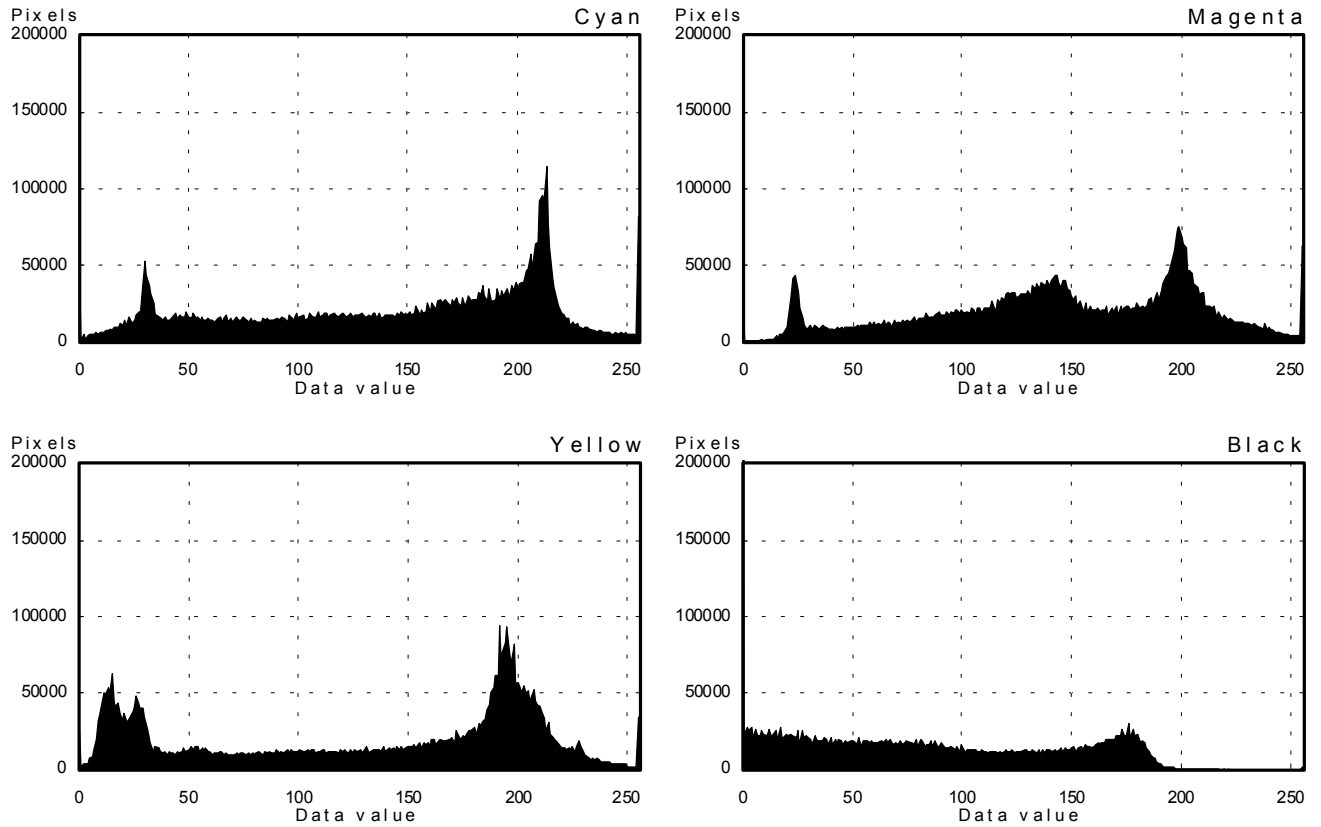


Figure 6a — Histograms for image N2

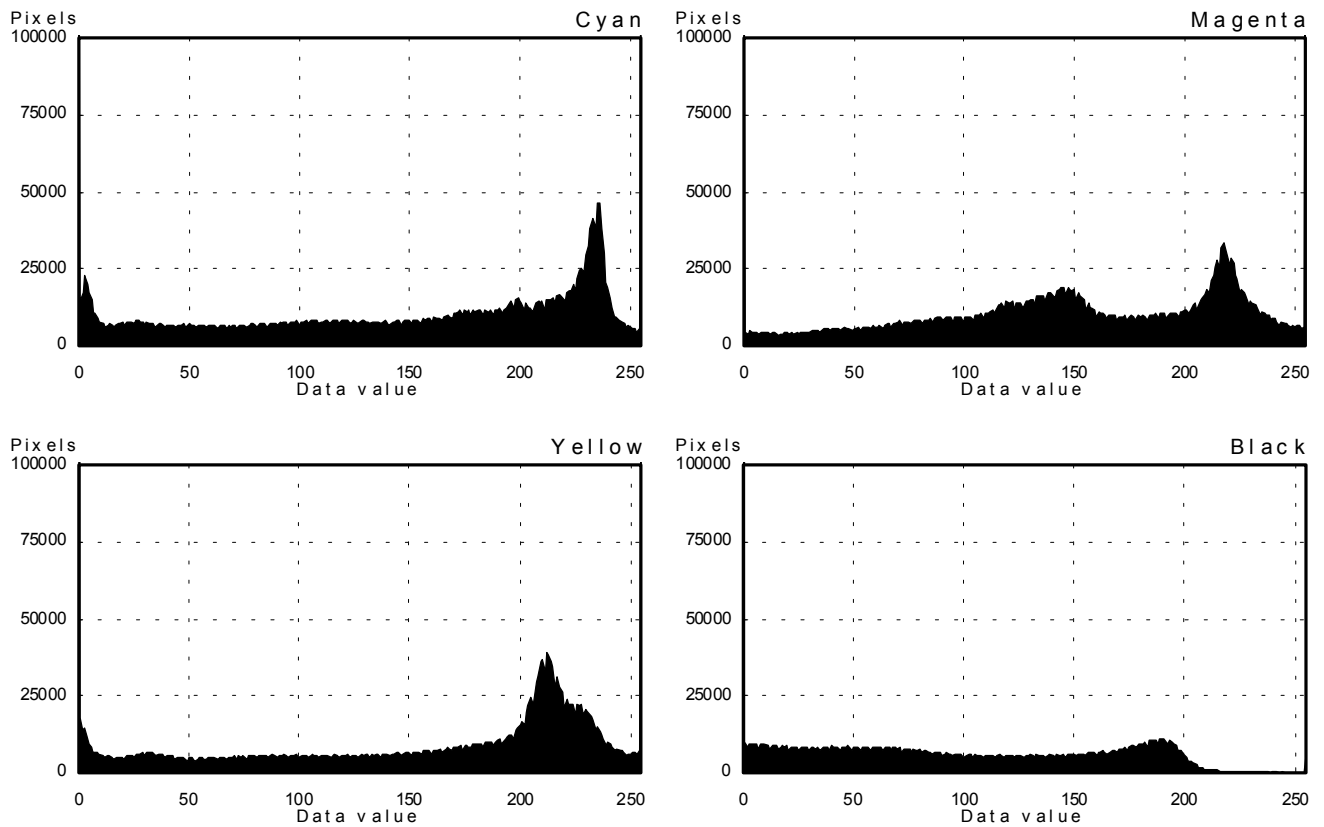


Figure 6b — Histograms for image N2A

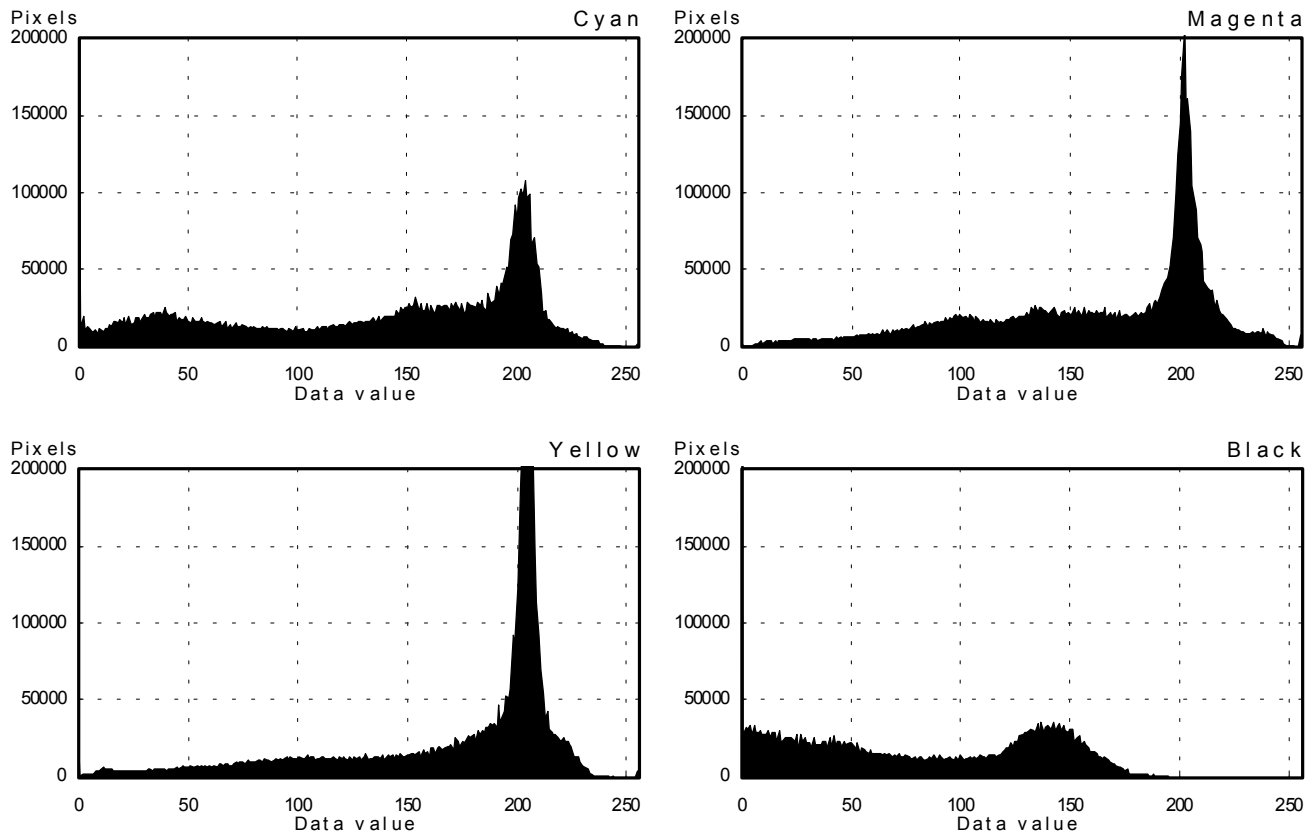


Figure 7a — Histograms for image N3

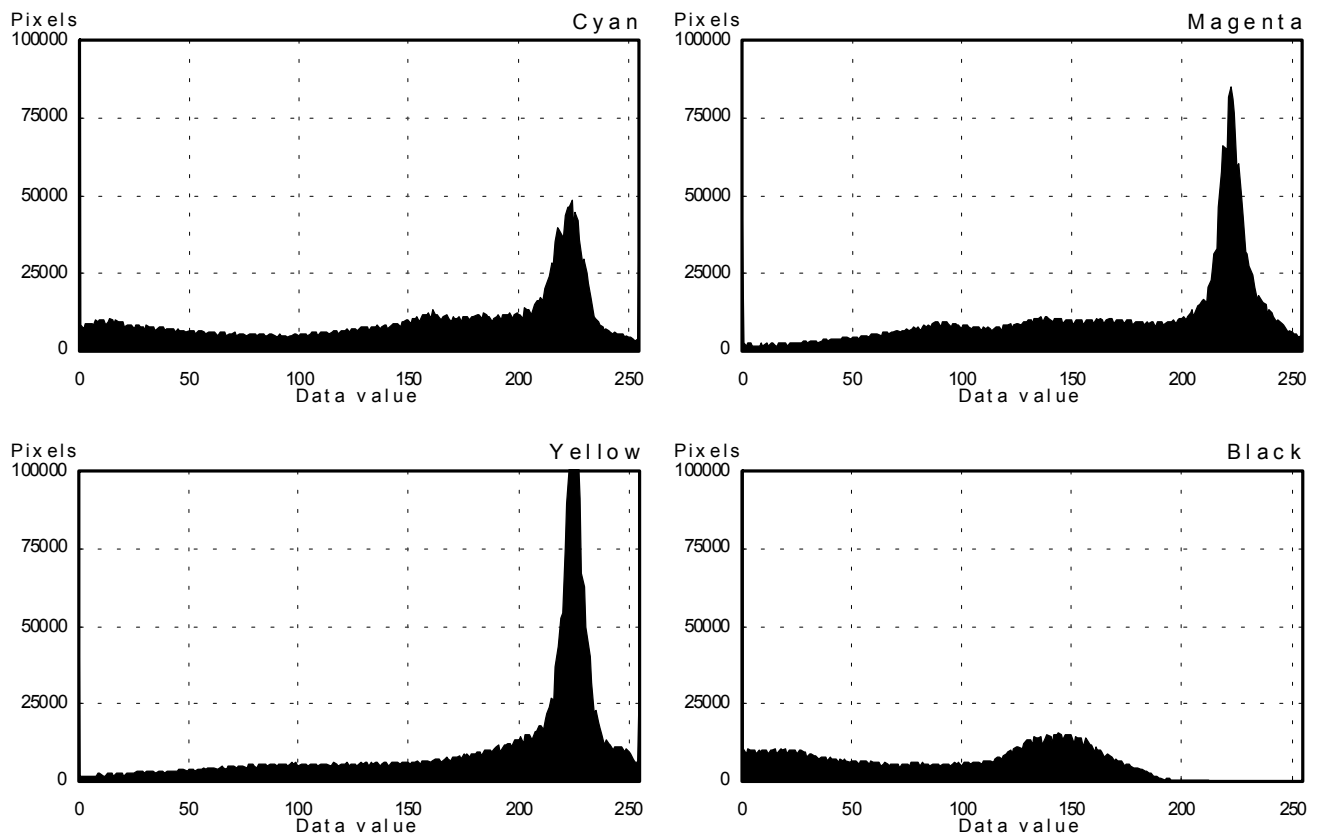


Figure 7b — Histograms for image N3A

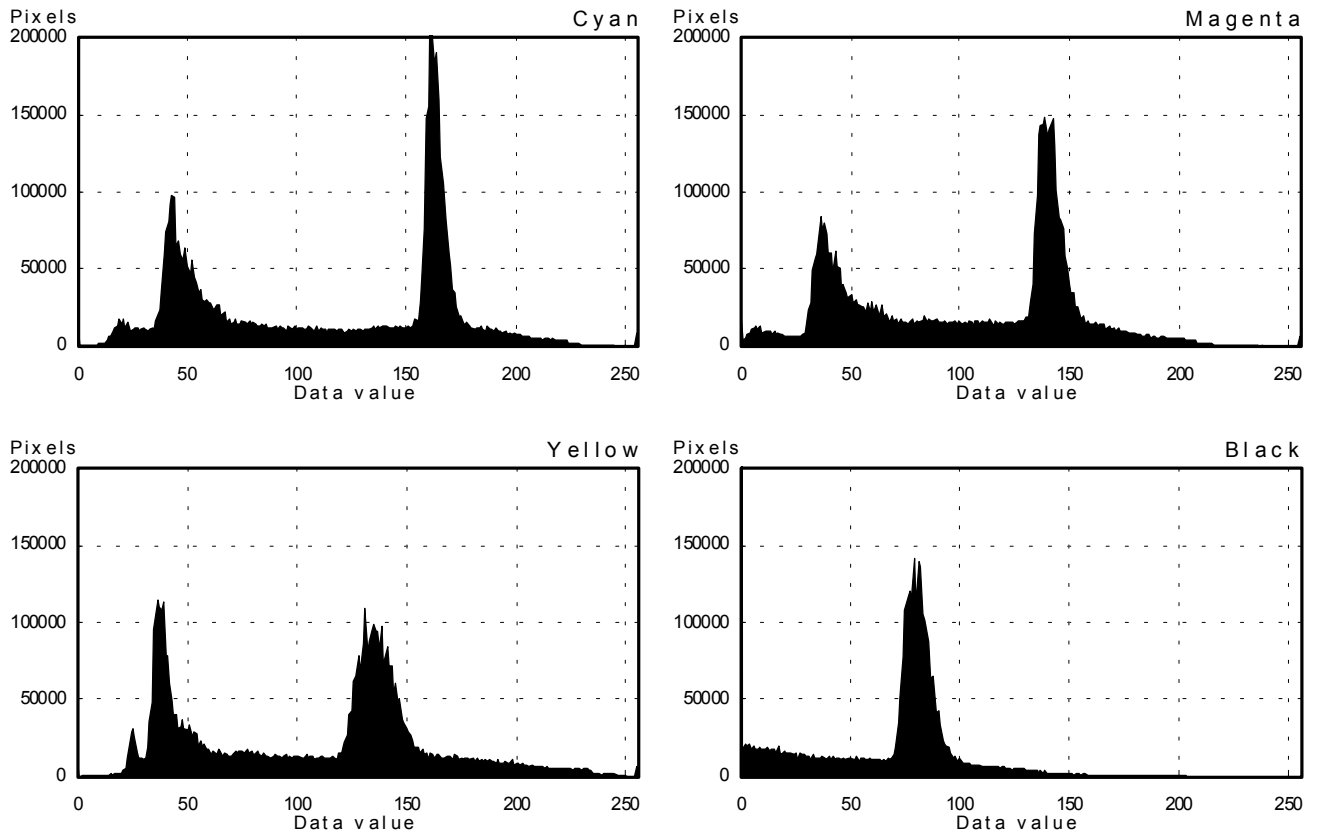


Figure 8a — Histograms for image N4

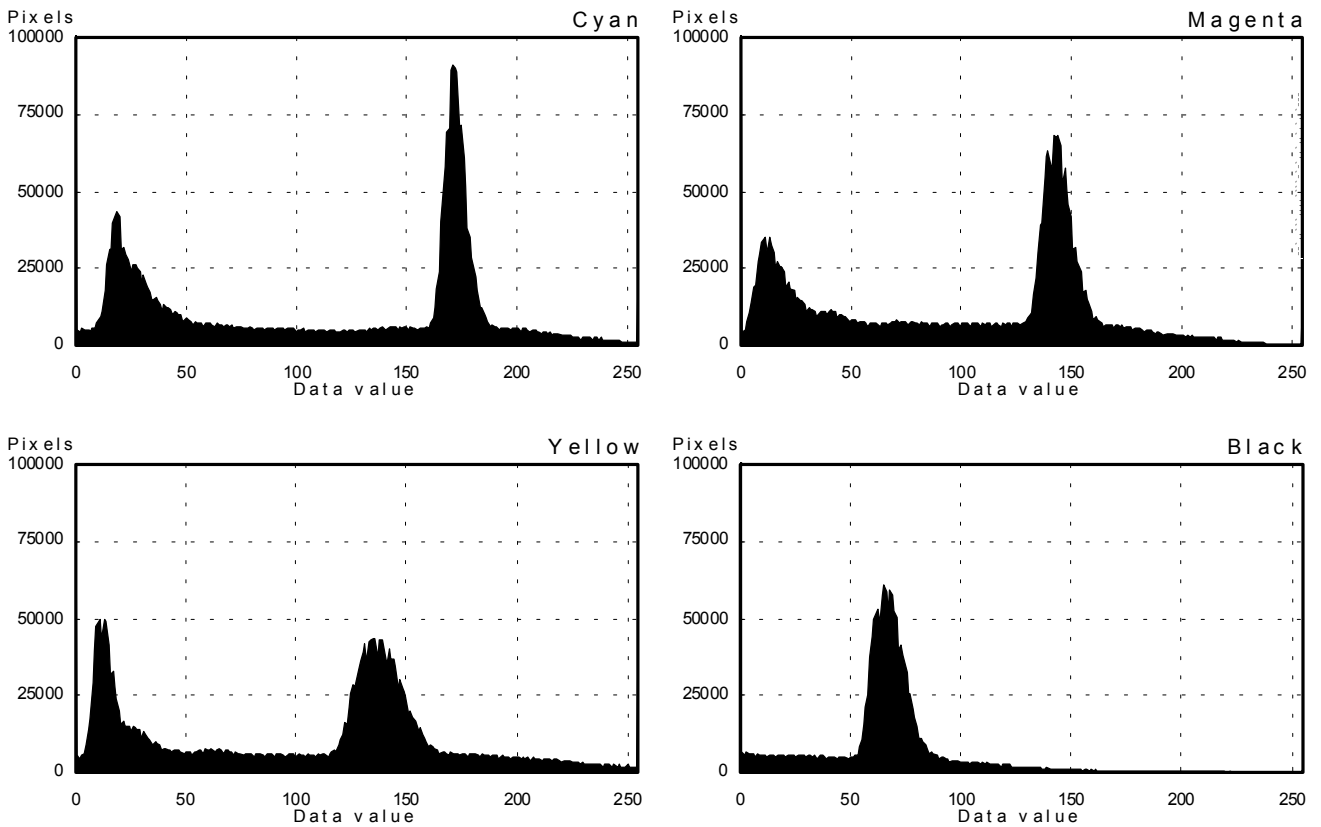


Figure 8b — Histograms for image N4A

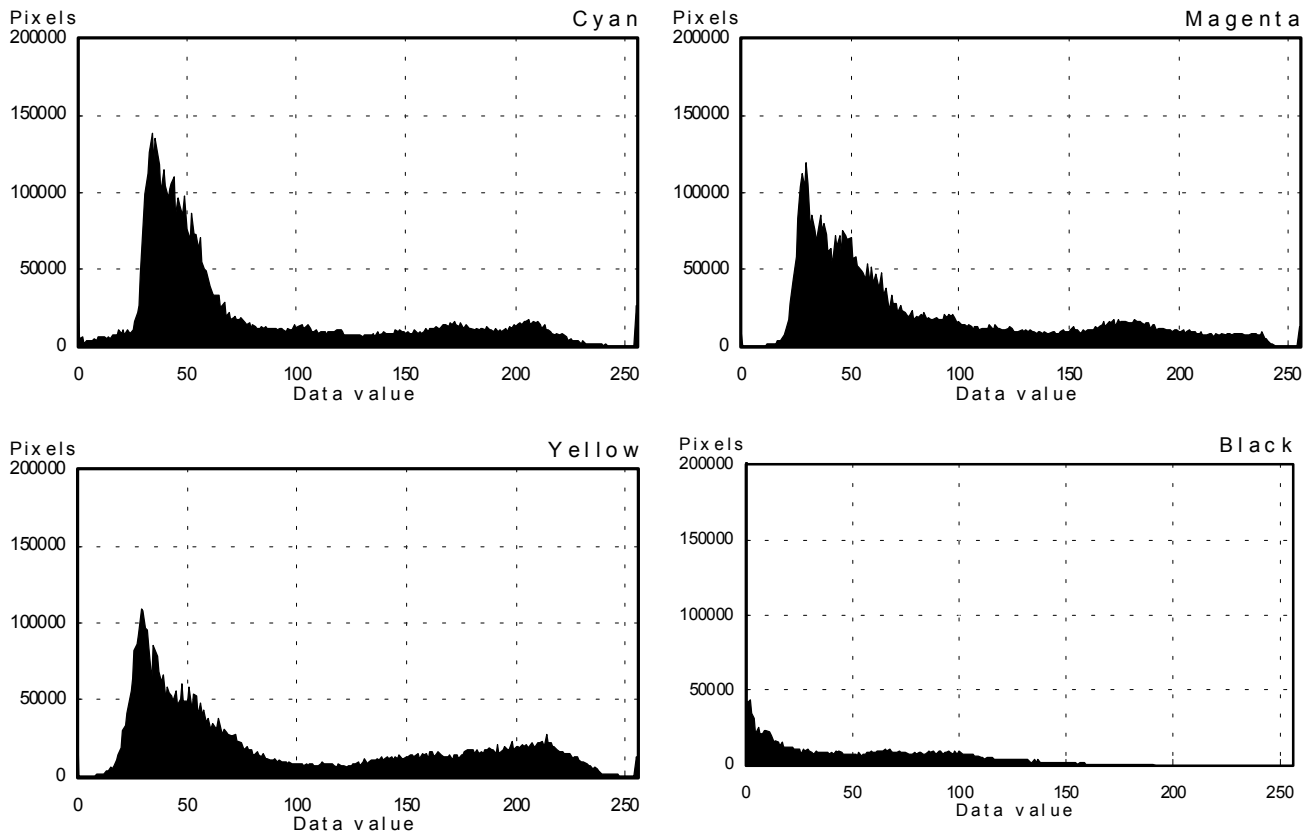


Figure 9a — Histograms for image N5

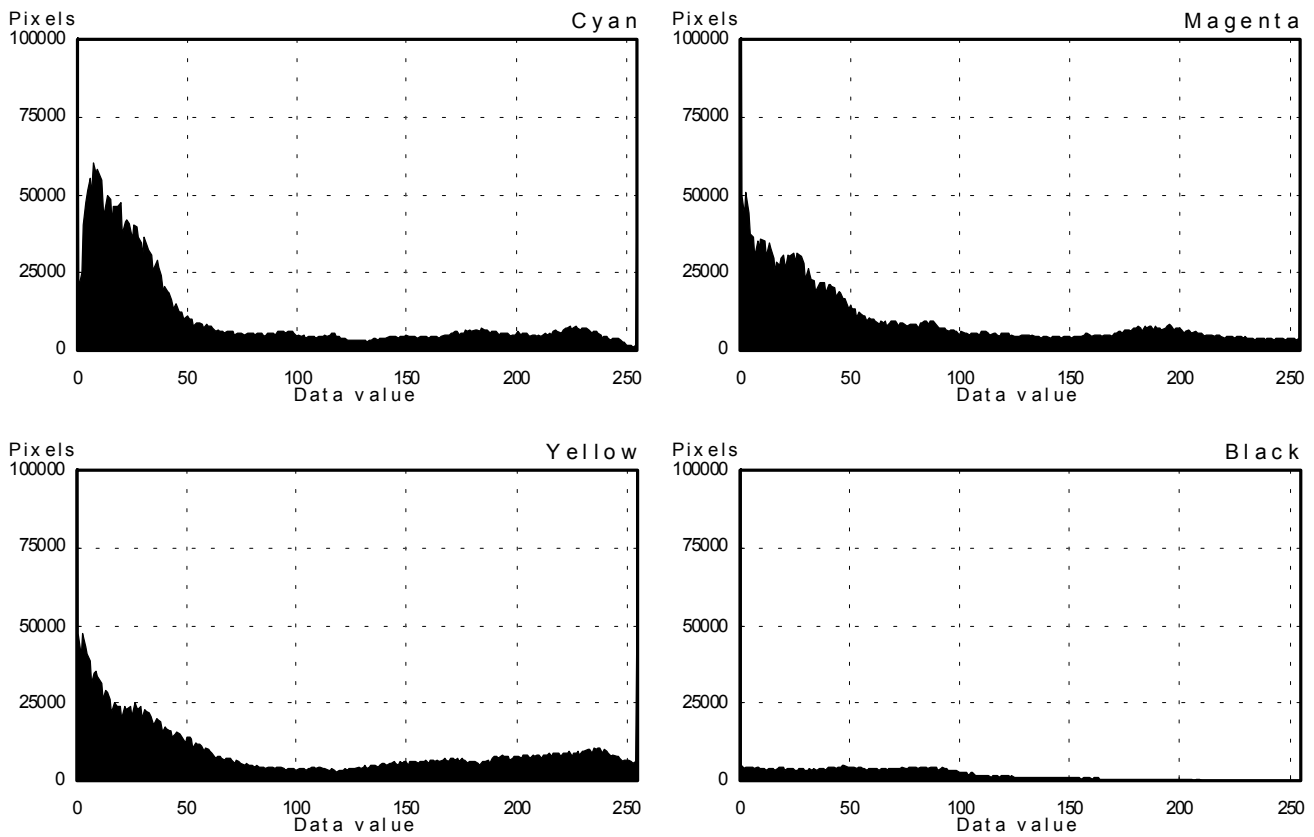


Figure 9b — Histograms for image N5A

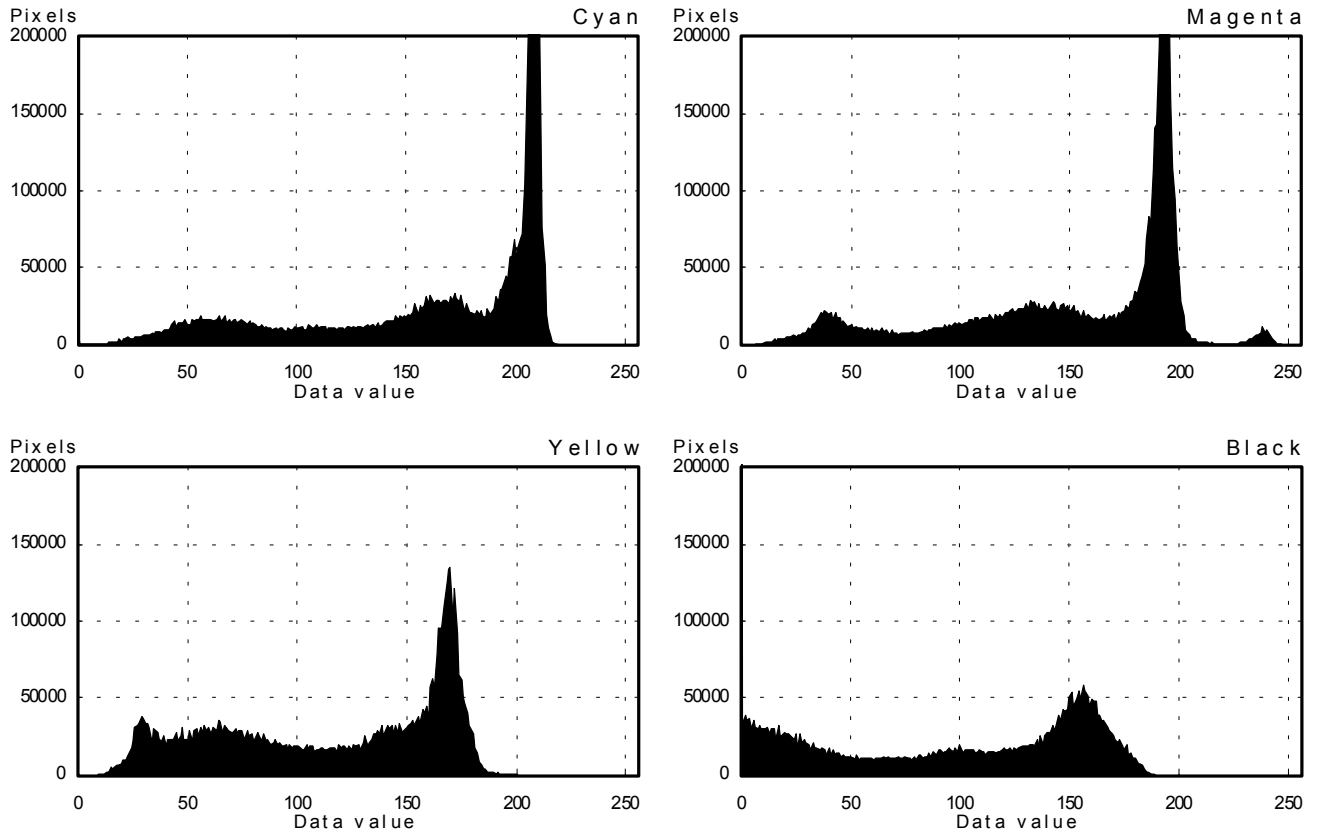


Figure 10a — Histograms for image N6

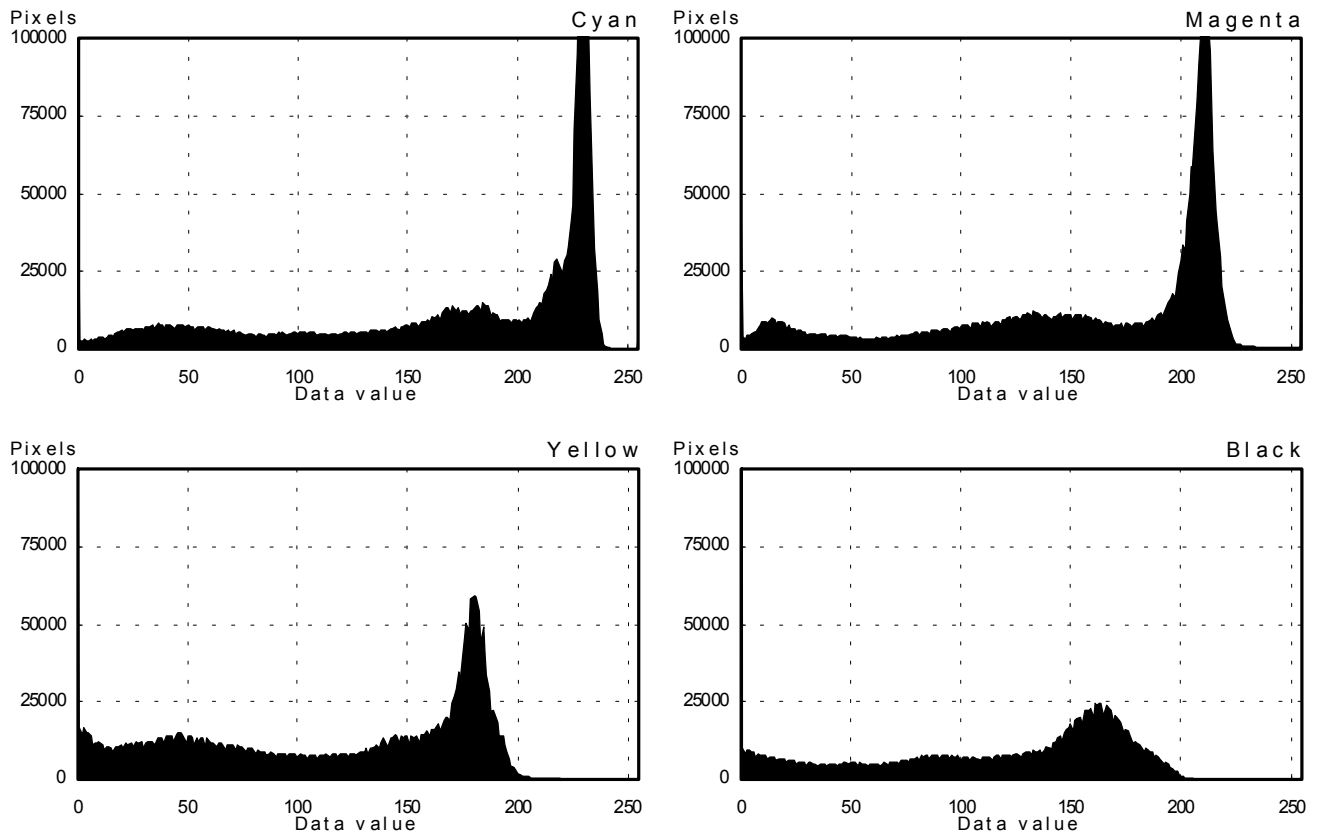


Figure 10b — Histograms for image N6A

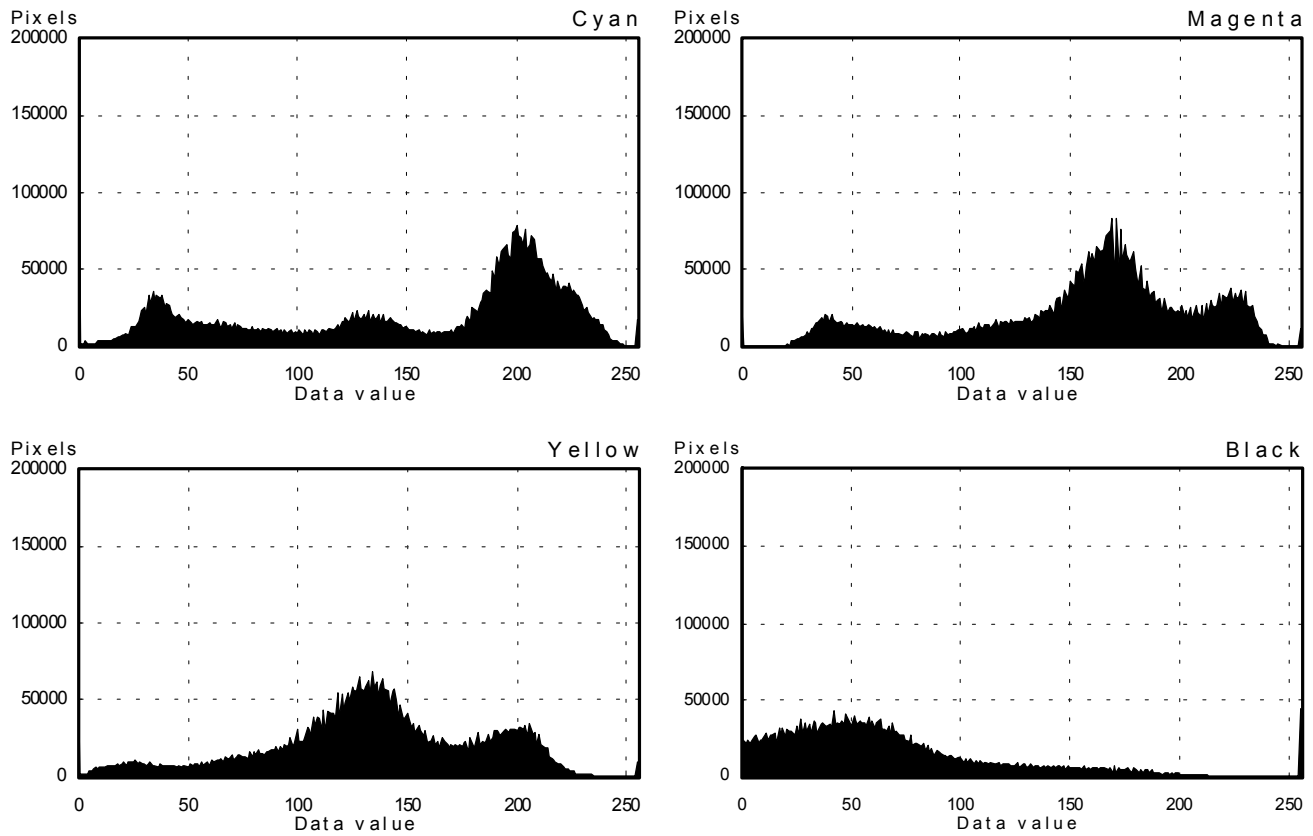


Figure 11a — Histograms for image N7

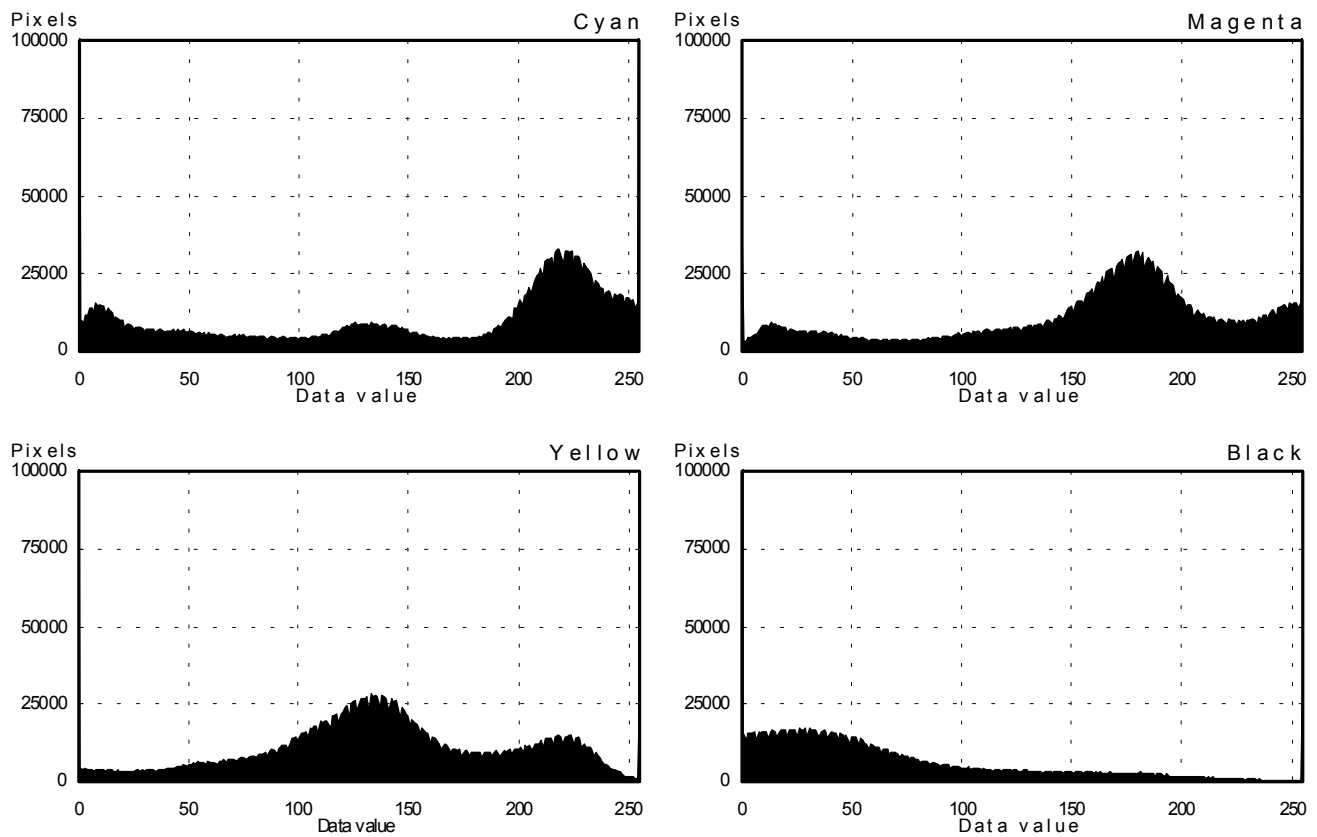


Figure 11b — Histograms for image N7A

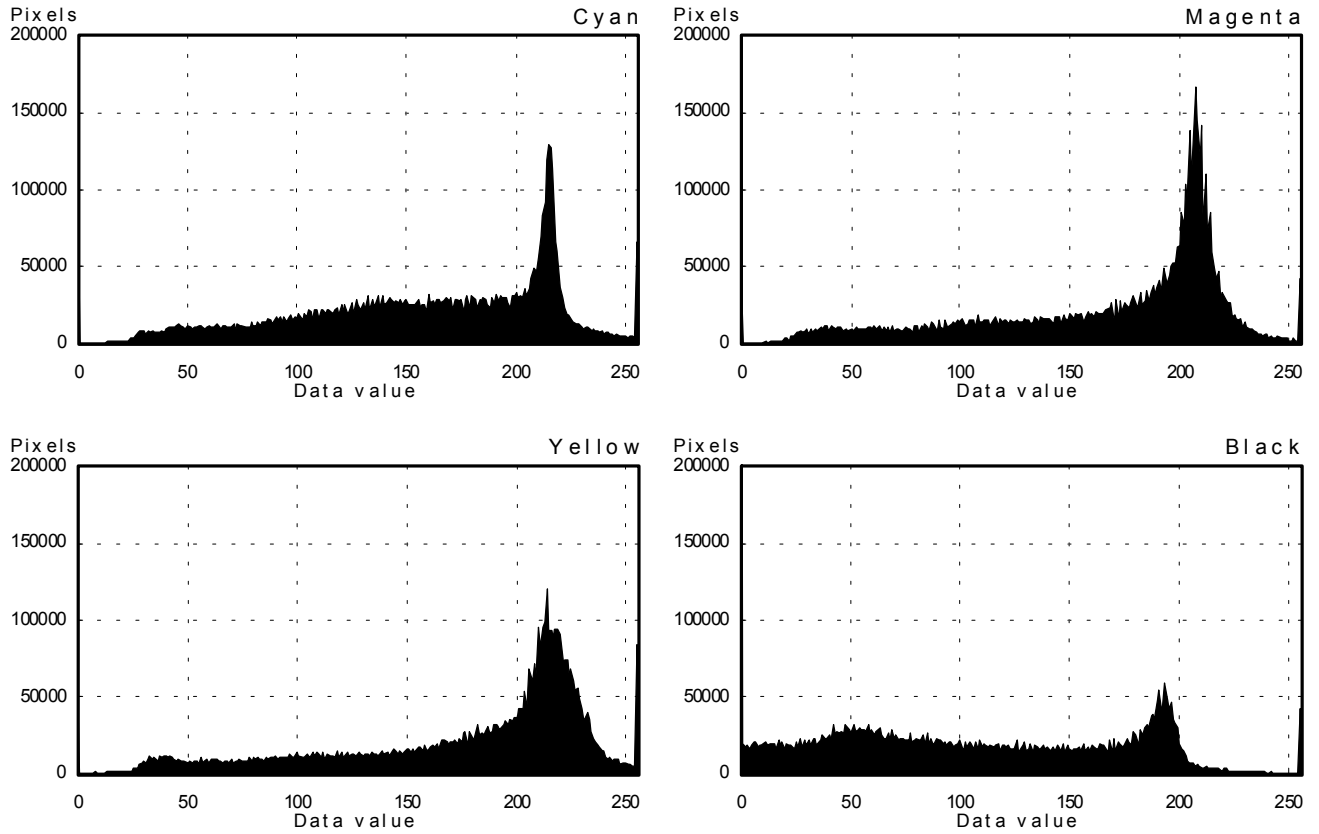


Figure 12a — Histograms for image N8

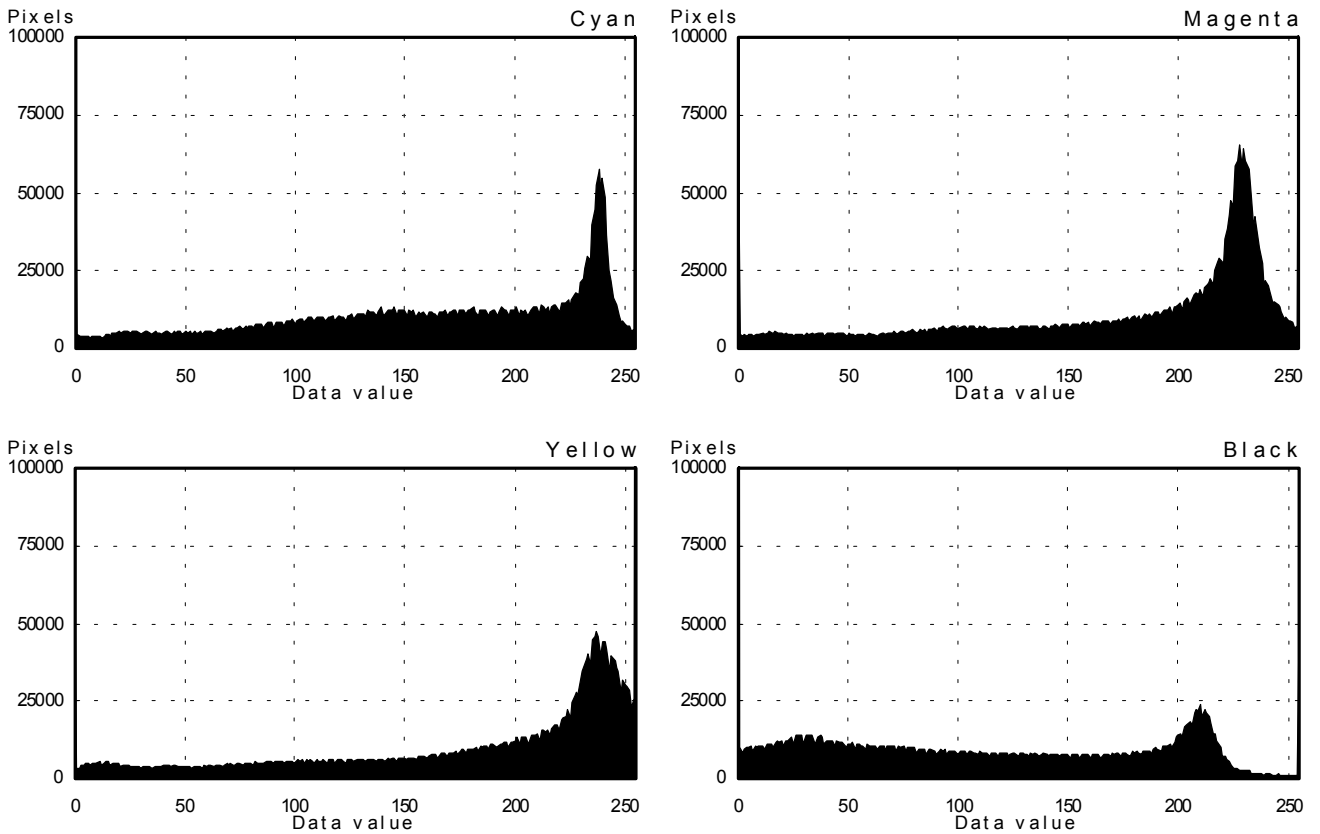


Figure 12b — Histograms for image N8A

Table 5a — Histogram data for N1 image

Data Value	Number of pixels having the data value				Data Value	Number of pixels having the data value			
	C	M	Y	K		C	M	Y	K
0	270	43	398	1 061 047	64	20 404	10 031	9 447	8 612
1	37	7	43	44 649	65	15 989	8 003	8 733	9 647
2	48	2	42	50 494	66	18 255	9 336	7 273	8 335
3	32	2	41	45 314	67	20 652	8 482	8 472	9 689
4	57	8	47	47 31	68	15 152	6 752	7 842	8 591
5	62	4	82	36 761	69	17 228	9 542	7 567	8 038
6	72	8	99	41 116	70	14 659	8 104	7 551	8 410
7	80	14	101	34 029	71	16 85	8 515	8 015	7 909
8	106	13	123	32 912	72	18 581	7 272	8 757	9 238
9	110	20	184	36 002	73	16 267	8 983	8 345	8 053
10	131	29	156	37 399	74	16 412	8 048	9 464	8 161
11	168	27	233	48 236	75	19 636	8 296	10 029	8 790
12	209	28	224	73 658	76	17 200	7 731	9 455	8 368
13	281	41	306	85 412	77	15 920	8 147	13 301	7 848
14	413	49	347	114 101	78	18 890	9 638	15 543	7 519
15	499	67	512	130 473	79	15 410	8 020	21 381	9 024
16	950	62	476	111 349	80	18 006	8 957	25 941	7 230
17	1 230	161	747	150 209	81	16 422	8 933	35 696	9 084
18	1 532	197	1 078	115 731	82	14 985	9 522	53 233	8 642
19	2 754	310	1 268	108 861	83	15 200	9 766	60 900	7 221
20	3 149	525	1 569	114 065	84	16 705	11 564	62 496	7 589
21	4 957	863	2 274	107 665	85	14 717	9 566	84 686	7 910
22	4 718	1 150	2 286	106 810	86	15 687	11 170	77 933	8 675
23	9 451	1 569	2 760	105 129	87	14 566	11 430	86 948	7 676
24	9 039	2 466	3 595	98 092	88	14 276	12 124	78 694	9 028
25	11 682	2 807	3 890	106 001	89	14 544	14 065	85 409	6 951
26	16 958	4 108	5 051	65 356	90	14 824	14 202	97 997	8 752
27	17 757	5 144	5 102	89 409	91	12 964	16 184	86 962	8 799
28	15 318	6 029	5 397	70 341	92	14 992	20 327	92 062	7 330
29	18 514	5 278	7 054	65 907	93	14 446	31 448	81 827	7 880
30	21 473	6 108	7 795	52 126	94	13 807	41 794	86 842	8 212
31	17 522	6 463	7 965	43 178	95	11 249	67 960	93 417	8 798
32	17 430	5 298	8 938	30 065	96	15 305	85 176	76 728	8 325
33	19 202	6 681	8 742	35 867	97	13 723	111 841	94 724	7 346
34	22 020	6 513	7 194	27 089	98	12 293	121 375	84 275	9 004
35	19 443	5 881	10 094	25 204	99	16 910	114 070	87 522	7 465
36	25 843	7 779	10 166	22 981	100	13 564	131 825	84 504	10 042
37	26 892	6 921	9 163	22 971	101	14 988	123 686	80 810	7 233
38	26 326	8 240	9 046	20 492	102	15 487	134 460	68 328	8 137
39	31 480	8 053	10 480	15 582	103	12 927	127 381	63 980	8 351
40	27 826	7 549	8 174	18 649	104	13 364	130 361	70 020	8 935
41	25 843	8 695	10 208	13 615	105	16 183	107 165	53 519	8 865
42	26 917	7 417	9 500	16 604	106	14 863	84 470	55 285	9 003
43	28 340	10 181	9 200	12 979	107	14 414	100 273	49 660	8 351
44	30 125	9 178	8 781	14 750	108	13 859	91 913	38 171	8 960
45	22 343	9 999	10 132	13 861	109	18 348	75 726	38 905	9 731
46	25 433	7 977	8 207	11 719	110	15 045	80 094	35 855	8 947
47	23 185	10 069	8 926	13 255	111	19 737	69 994	37 759	8 770
48	22 236	9 688	10 413	12 298	112	24 529	62 268	35 567	7 802
49	25 901	9 318	8 259	12 567	113	33 496	54 049	29 450	9 135
50	20 463	10 109	8 477	12 363	114	35 358	55 283	30 335	9 465
51	19 169	8 618	9 700	11 437	115	55 165	38 225	28 941	9 351
52	23 601	9 582	7 849	10 057	116	73 897	45 318	28 672	8 661
53	20 300	8 777	9 127	12 927	117	81 134	34 866	26 040	8 885
54	20 233	8 940	9 457	9 166	118	87 199	36 499	22 326	8 777
55	18 560	8 510	7 671	10 963	119	97 666	31 155	27 780	9 435
56	21 644	8 387	9 298	10 806	120	106 314	32 260	23 699	9 828
57	18 384	7 757	7 976	10 149	121	105 432	32 401	24 853	9 877
58	18 269	9 229	9 231	9 780	122	95 274	31 144	23 243	9 125
59	19 615	7 212	7 763	10 076	123	113 588	31 846	20 132	10 169
60	18 401	8 933	8 669	9 351	124	117 750	30 365	23 400	8 261
61	18 550	7 507	7 140	9 050	125	104 160	26 052	19 670	9 743
62	16 833	8 885	8 071	9 096	126	100 827	26 448	23 341	8 902
63	18 352	7 587	7 603	9 238	127	87 430	26 451	21 385	9 393

Table 5a — Histogram data for image N1 (continued)

Data Value	Number of pixels having the data value				Data Value	Number of pixels having the data value			
	C	M	Y	K		C	M	Y	K
128	79 266	25 177	22 536	9 642	192	18 351	27 478	60 286	13 365
129	71 068	24 263	17 694	9 708	193	21 482	34 338	47 012	14 598
130	57 214	25 153	21 920	9 610	194	19 427	41 079	53 069	13 527
131	56 356	21 205	25 557	9 515	195	22 227	53 170	63 989	16 651
132	53 796	24 785	18 721	9 914	196	18 325	65 677	55 196	16 088
133	47 619	22 815	19 796	9 367	197	22 764	76 239	53 538	16 326
134	48 550	23 477	20 938	8 634	198	21 265	96 398	68 793	16 555
135	43 203	20 471	21 659	10 710	199	25 008	90 441	47 134	13 037
136	32 062	22 443	20 272	7 830	200	21 694	71 261	45 047	15 087
137	38 041	20 445	20 650	10 287	201	24 396	58 593	35 063	11 945
138	27 849	19 563	18 442	8 192	202	24 299	55 091	25 441	9 931
139	26 808	19 636	22 517	9 394	203	23 299	39 103	19 840	7 369
140	25 193	17 650	17 585	9 555	204	27 061	41 342	13 608	5 311
141	22 340	18 126	22 010	8 900	205	25 974	39 199	11 502	3 673
142	18 879	20 271	19 937	9 946	206	30 863	30 625	8 257	2 418
143	16 714	19 846	22 330	8 095	207	24 276	26 947	8 096	1 213
144	15 007	17 036	17 852	9 330	208	32 157	21 481	6 186	855
145	15 572	15 694	22 101	9 963	209	31 163	20 887	5 617	587
146	12 879	17 723	19 045	8 429	210	40 998	19 744	5 029	296
147	14 161	18 768	22 518	9 474	211	41 950	13 653	4 412	337
148	12 490	16 836	18 085	8 758	212	43 810	13 273	3 881	162
149	12 695	17 126	19 310	8 379	213	67 084	12 619	2 848	153
150	11 736	15 666	19 599	9 692	214	61 905	11 715	3 421	170
151	12 866	15 109	19 572	9 902	215	64 942	12 218	2 542	128
152	11 553	18 010	19 385	7 854	216	46 056	8 691	2 356	129
153	11 973	14 356	19 100	8 842	217	31 275	10 928	2 054	122
154	14 416	16 779	17 250	9 278	218	16 410	9 308	2 015	72
155	10 813	13 411	19 264	8 116	219	12 552	9 497	1 713	110
156	12 532	17 097	15 376	9 649	220	9 643	11 621	1 547	71
157	10 988	12 952	19 153	8 963	221	8 525	11 315	1 442	81
158	10 900	15 585	17 245	8 781	222	7 543	13 626	1 322	60
159	13 259	14 326	17 895	7 656	223	7 198	15 077	1 282	66
160	10 373	13 680	13 437	8 439	224	5 110	13 855	1 167	56
161	12 836	13 170	19 017	8 713	225	5 919	12 464	1 176	44
162	10 618	13 977	18 362	9 182	226	4 363	11 256	800	51
163	10 318	11 886	14 738	8 087	227	4 847	10 105	853	55
164	12 323	12 430	17 513	8 565	228	3 797	9 956	898	60
165	12 390	12 536	18 520	7 907	229	3 524	8 431	781	33
166	11 628	13 901	16 389	9 255	230	2 726	7 157	694	44
167	12 150	10 377	16 622	8 553	231	2 991	6 479	665	39
168	11 986	12 785	17 695	8 207	232	2 846	5 091	593	50
169	11 252	11 493	18 736	8 260	233	2 416	4 439	496	22
170	12 761	12 652	19 484	8 439	234	2 053	3 537	537	32
171	11 667	9 789	15 850	8 213	235	2 030	2 721	386	41
172	13 230	12 953	21 939	8 135	236	1 705	2 258	486	34
173	11 941	10 555	20 519	9 354	237	1 736	1 830	391	17
174	11 461	11 374	18 169	8 183	238	1 494	2 240	349	26
175	13 859	11 687	20 494	7 618	239	1 446	1 074	290	31
176	11 810	12 196	19 497	10 301	240	1 225	1 395	305	23
177	12 715	10 750	21 662	7 279	241	1 284	1 199	315	25
178	15 079	11 281	24 041	9 228	242	1 068	948	223	22
179	13 594	11 530	23 438	8 223	243	966	860	212	23
180	13 989	12 479	26 190	9 420	244	938	762	203	23
181	13 149	11 335	23 046	7 884	245	981	692	202	20
182	15 828	12 429	28 808	9 030	246	771	577	193	17
183	15 080	11 909	27 722	9 821	247	765	575	178	16
184	17 672	12 421	32 263	9 081	248	652	505	171	16
185	15 047	14 554	31 075	9 539	249	748	375	136	14
186	14 863	15 834	36 612	9 556	250	508	364	132	10
187	20 605	13 210	37 238	9 697	251	569	337	106	6
188	16 726	17 054	42 190	11 644	252	490	334	117	10
189	17 346	19 082	41 579	10 660	253	539	270	86	5
190	17 695	17 996	45 089	10 825	254	416	246	80	7
191	22 058	22 613	41 760	13 002	255	6 942	2 388	732	34

Table 5b — Histogram data for image N1A

Data Value	Number of pixels having the data value				Data Value	Number of pixels having the data value			
	C	M	Y	K		C	M	Y	K
0	57 860	15 041	23 982	1 836 253	64	7 731	4 024	7 659	3 668
1	8 484	2 647	3 260	29 718	65	7 733	3 985	9 731	3 860
2	7 622	2 333	2 863	22 372	66	7 721	4 049	11 960	3 676
3	9 160	2 914	3 658	22 764	67	6 373	3 567	12 976	3 230
4	8 179	2 793	3 798	18 926	68	7 234	4 224	18 306	3 885
5	8 172	2 700	3 789	16 087	69	7 011	4 369	22 871	3 895
6	8 554	3 009	3 972	15 041	70	6 855	4 356	26 664	3 719
7	7 612	2 589	3 528	11 551	71	7 344	4 713	30 117	3 726
8	9 601	3 001	4 165	12 311	72	5 903	4 019	28 582	3 201
9	9 715	3 206	4 265	11 160	73	6 781	4 743	35 565	3 659
10	10 956	3 264	4 285	10 475	74	6 681	5 068	36 571	3 730
11	12 097	3 365	4 180	10 023	75	6 623	5 123	38 100	3 606
12	10 870	2 958	3 606	7 961	76	5 904	4 660	33 712	3 183
13	12 616	3 444	4 197	8 671	77	6 449	5 715	39 015	3 867
14	13 746	3 741	4 333	8 159	78	6 403	6 074	40 080	3 573
15	13 115	3 684	4 150	7 744	79	6 503	6 559	41 527	3 718
16	10 901	3 278	3 614	6 040	80	6 244	7 340	40 389	3 741
17	12 260	3 994	4 250	6 704	81	5 493	7 360	34 445	3 128
18	12 503	3 944	4 256	6 825	82	6 434	10 618	40 422	3 742
19	12 655	4 074	4 077	6 281	83	6 366	14 369	38 825	3 670
20	13 007	4 206	4 208	6 271	84	6 193	19 117	39 519	3 716
21	10 162	3 564	3 491	5 260	85	5 926	26 822	39 519	3 790
22	11 139	4 180	4 031	6 049	86	5 335	29 279	33 688	3 207
23	11 017	4 197	3 997	5 854	87	6 319	40 967	39 040	3 827
24	10 645	4 195	4 099	5 752	88	6 219	49 959	40 701	3 617
25	9 350	3 626	3 524	5 171	89	6 077	52 544	39 591	3 824
26	10 733	4 268	4 149	5 712	90	5 530	47 022	33 817	3 203
27	10 302	4 226	3 981	5 480	91	6 566	55 170	38 701	3 762
28	9 839	4 204	3 869	5 437	92	6 561	57 298	37 768	4 015
29	9 443	4 181	4 084	5 070	93	6 553	59 313	36 498	3 952
30	8 396	3 664	3 332	4 428	94	6 617	59 871	33 239	3 880
31	9 886	4 023	3 913	4 998	95	5 515	51 518	27 332	3 372
32	9 300	3 942	4 005	5 099	96	6 377	58 251	29 824	3 793
33	9 032	3 980	3 966	4 648	97	6 338	55 748	28 953	3 834
34	8 986	3 966	3 738	4 805	98	6 776	49 932	26 122	4 033
35	7 704	3 368	3 334	4 084	99	6 888	45 994	25 067	4 060
36	9 027	3 729	4 075	4 650	100	5 723	36 861	19 453	3 354
37	8 866	3 815	3 775	4 691	101	6 741	41 633	21 028	4 052
38	8 379	3 821	3 925	4 460	102	6 667	39 707	18 966	4 010
39	7 357	3 206	3 140	3 834	103	7 408	37 412	17 546	3 966
40	8 636	3 725	3 703	4 338	104	6 379	30 735	14 573	3 479
41	8 417	3 815	3 756	4 243	105	7 769	34 824	16 737	4 179
42	8 478	3 886	3 699	4 387	106	9 073	31 182	15 985	4 049
43	7 994	3 880	3 623	4 173	107	10 647	29 036	15 241	3 969
44	7 045	3 265	3 178	3 509	108	13 382	26 387	14 256	4 049
45	8 222	3 737	3 624	4 106	109	13 747	20 818	12 083	3 462
46	8 595	3 961	3 822	4 000	110	19 778	22 892	13 579	4 184
47	8 101	3 797	3 706	4 198	111	25 501	19 584	12 823	4 101
48	8 370	3 982	3 696	4 051	112	30 883	18 783	12 465	4 132
49	7 107	3 248	3 152	3 457	113	34 952	17 279	12 054	4 109
50	8 209	3 743	3 754	3 998	114	33 662	14 157	10 075	3 510
51	7 760	3 765	3 724	3 959	115	41 656	15 810	11 614	4 090
52	7 636	3 930	3 721	3 874	116	45 040	15 240	11 663	4 266
53	6 508	3 287	3 271	3 397	117	46 149	14 933	10 966	4 167
54	7 745	3 830	3 827	3 906	118	40 031	12 278	9 193	3 685
55	7 668	3 736	3 776	3 805	119	46 685	14 232	10 714	4 216
56	7 853	3 759	3 896	3 872	120	47 579	14 054	10 139	4 295
57	7 825	3 879	3 836	3 692	121	49 352	13 835	9 920	4 251
58	6 886	3 240	3 512	3 158	122	52 481	13 600	10 151	4 374
59	8 011	3 782	4 282	3 709	123	43 496	11 091	8 543	3 550
60	8 035	3 822	4 458	3 827	124	48 217	12 432	9 650	4 295
61	7 899	3 749	4 791	3 669	125	45 374	12 085	9 781	4 163
62	7 853	3 978	5 476	3 732	126	40 922	11 877	9 720	4 226
63	6 694	3 376	5 422	3 199	127	33 085	10 203	8 570	3 823

Table 5b — Histogram data for image N1A (continued)

Data Value	Number of pixels having the data value				Data Value	Number of pixels having the data value			
	C	M	Y	K		C	M	Y	K
128	33 642	11 332	9 763	4 268	192	5 387	4 594	9 103	3 362
129	30 621	10 943	9 426	4 390	193	6 261	5 277	10 976	3 981
130	27 231	10 880	9 526	4 319	194	6 629	5 397	11 308	3 970
131	25 954	10 463	9 776	4 286	195	6 621	5 510	11 706	4 050
132	21 494	9 041	8 312	3 729	196	6 908	5 620	12 308	4 038
133	24 046	10 712	9 448	4 462	197	5 871	4 868	10 944	3 465
134	22 333	10 394	9 398	4 216	198	7 004	5 765	13 291	4 044
135	21 432	10 088	9 342	4 136	199	7 377	5 925	14 044	4 202
136	19 437	9 842	9 458	4 250	200	7 245	6 385	14 558	4 248
137	15 193	8 340	8 114	3 712	201	7 705	6 736	15 751	4 376
138	16 119	9 660	9 242	4 040	202	6 507	5 844	13 932	3 917
139	16 098	9 502	9 370	4 257	203	8 127	7 000	17 085	4 481
140	13 854	9 115	9 045	4 106	204	8 058	7 717	17 999	4 745
141	11 297	7 516	7 838	3 665	205	8 086	8 148	18 382	4 803
142	12 084	8 762	9 358	4 182	206	7 396	7 699	16 596	4 241
143	10 866	8 445	9 129	4 193	207	8 574	9 595	20 686	5 229
144	10 221	8 615	9 330	4 327	208	8 897	10 894	20 926	5 406
145	9 005	8 526	9 191	4 221	209	8 623	12 520	22 727	5 779
146	7 123	7 258	7 951	3 653	210	9 104	14 440	22 910	5 961
147	7 521	8 533	9 534	3 990	211	7 975	14 702	20 747	5 335
148	6 907	7 881	9 097	4 124	212	9 407	20 394	25 303	6 708
149	6 680	7 718	9 338	4 284	213	9 510	24 654	25 838	6 723
150	6 445	7 990	9 424	4 137	214	9 186	29 653	26 127	7 124
151	5 221	6 808	8 037	3 442	215	9 877	34 349	26 087	7 245
152	6 084	7 832	9 287	4 087	216	8 438	32 314	22 889	6 415
153	5 804	7 618	8 698	4 011	217	9 818	39 830	26 543	7 331
154	5 783	7 578	8 801	4 081	218	10 808	39 016	24 039	7 029
155	4 808	6 304	7 758	3 506	219	10 263	33 523	21 002	6 692
156	5 625	7 440	9 070	4 180	220	9 100	25 457	15 413	5 272
157	5 452	7 095	8 742	4 112	221	10 765	25 775	14 769	5 329
158	5 320	7 496	8 636	3 911	222	11 166	23 421	11 611	4 615
159	5 263	6 934	8 582	3 983	223	11 094	20 676	8 924	3 766
160	4 646	6 044	7 248	3 425	224	11 796	19 737	7 056	3 018
161	5 727	7 157	8 279	4 020	225	10 210	15 135	5 143	1 996
162	5 266	6 783	8 186	3 973	226	12 126	16 263	5 129	1 818
163	5 371	7 028	7 988	4 021	227	12 575	14 229	4 225	1 191
164	5 127	6 709	8 014	4 025	228	12 665	12 633	3 832	912
165	4 502	5 891	6 900	3 304	229	12 046	9 879	2 941	558
166	5 010	6 606	7 827	3 953	230	14 339	9 847	2 986	432
167	5 466	6 639	7 906	3 956	231	15 114	9 058	2 561	308
168	5 007	6 349	7 395	3 905	232	16 922	8 237	2 426	274
169	4 336	5 153	6 757	3 404	233	18 754	7 074	2 157	237
170	5 309	6 271	7 852	4 022	234	18 420	5 658	1 667	159
171	4 898	6 027	7 876	3 850	235	24 098	5 939	1 800	140
172	4 987	5 832	7 535	3 917	236	27 933	5 586	1 595	133
173	5 343	5 745	7 893	3 870	237	29 323	5 154	1 544	134
174	4 445	4 886	6 696	3 269	238	28 374	5 035	1 319	122
175	5 367	5 673	7 979	3 806	239	21 020	4 126	1 100	77
176	5 240	5 681	7 806	3 862	240	18 993	4 570	1 169	74
177	5 307	5 303	7 844	3 964	241	13 607	4 750	1 052	54
178	4 720	4 697	7 051	3 396	242	9 103	4 471	1 040	81
179	5 192	5 372	8 208	3 796	243	6 005	3 968	816	67
180	5 240	5 351	8 302	3 871	244	5 779	4 749	885	69
181	5 290	5 238	8 496	3 796	245	4 838	5 154	884	57
182	5 437	5 147	8 373	3 703	246	4 379	5 283	755	50
183	4 725	4 291	7 341	3 287	247	3 819	5 867	676	47
184	5 831	5 300	9 023	3 875	248	2 893	5 145	603	39
185	5 676	5 158	8 924	3 813	249	3 073	6 248	649	39
186	5 558	5 091	9 067	3 815	250	2 662	6 034	601	47
187	5 820	5 066	9 202	3 757	251	2 607	5 783	584	36
188	4 964	4 400	8 024	3 302	252	2 294	5 730	541	28
189	5 873	5 049	9 446	4 029	253	1 833	4 617	416	31
190	6 136	5 196	10 299	3 885	254	2 009	4 822	446	36
191	6 274	5 196	10 343	3 849	255	27 825	39 343	6 848	452

Table 6a — Histogram data for image N2

Data Value	Number of pixels having the data value				Data Value	Number of pixels having the data value			
	C	M	Y	K		C	M	Y	K
0	37 094	16 656	32 741	1 926 707	64	16 763	14 228	12 329	17 814
1	2 913	1 095	2 178	23 327	65	13 133	11 011	11 357	19 861
2	4 212	1 228	3 116	27 200	66	14 934	13 406	9 065	17 776
3	2 460	1 416	3 656	25 097	67	17 604	12 213	10 378	20 180
4	3 715	1 277	3 909	27 130	68	12 784	9 938	9 663	18 022
5	4 320	1 499	6 674	21 995	69	15 690	14 201	9 402	16 934
6	4 236	1 536	8 769	26 316	70	13 307	11 987	9 130	17 710
7	4 507	1 719	13 310	23 003	71	15 307	13 568	9 591	17 191
8	5 592	1 677	20 202	23 051	72	16 170	11 534	10 469	19 229
9	4 774	2 097	32 572	25 049	73	13 767	14 149	9 739	17 226
10	6 303	1 582	35 540	23 519	74	13 986	13 363	10 504	17 857
11	5 845	2 055	50 252	23 147	75	16 301	13 701	10 571	19 240
12	6 572	2 435	49 050	25 672	76	14 272	12 697	9 181	17 898
13	7 009	2 774	53 513	21 387	77	12 976	13 711	11 073	17 415
14	8 150	2 374	50 389	24 209	78	15 087	16 596	10 023	16 516
15	7 639	3 366	62 834	24 710	79	12 714	13 311	10 342	19 788
16	9 523	2 751	43 586	20 456	80	14 711	15 149	9 420	15 918
17	9 556	4 197	42 165	27 031	81	13 656	15 071	10 195	19 766
18	9 003	4 596	43 729	21 380	82	12 631	16 058	11 527	19 053
19	11 466	6 402	37 414	21 204	83	13 403	16 239	10 919	15 607
20	10 184	9 235	32 235	23 397	84	15 231	18 879	9 991	16 222
21	13 795	16 399	36 485	23 137	85	13 694	15 230	12 068	17 138
22	10 296	28 062	30 681	23 337	86	15 675	17 241	10 558	18 662
23	16 098	41 356	32 098	22 273	87	14 067	16 976	11 442	15 701
24	12 238	44 560	38 285	21 912	88	14 542	17 524	10 354	18 799
25	13 703	31 828	40 586	24 514	89	14 828	19 653	10 869	14 658
26	18 417	23 033	47 207	16 636	90	15 655	17 659	12 550	17 527
27	20 204	15 006	44 183	24 758	91	13 877	17 874	11 254	16 835
28	20 428	10 853	40 187	21 258	92	16 334	17 856	12 336	13 720
29	34 109	8 608	40 666	22 879	93	15 676	19 899	11 104	14 635
30	52 541	9 767	33 944	20 977	94	15 134	17 783	11 813	14 522
31	43 842	10 331	25 763	20 642	95	12 533	19 786	12 932	15 563
32	36 689	8 284	22 587	17 090	96	17 438	19 062	10 585	13 979
33	30 884	10 291	17 987	22 918	97	15 893	21 273	13 210	12 644
34	25 544	9 179	12 150	19 791	98	14 484	21 673	11 610	14 969
35	17 329	8 151	15 585	19 599	99	18 996	19 555	12 443	12 014
36	17 934	10 320	13 847	19 411	100	15 594	21 748	12 454	16 342
37	15 909	8 982	11 919	21 028	101	17 067	19 247	12 520	11 184
38	13 966	9 504	11 035	19 674	102	17 640	20 064	11 590	12 521
39	16 648	8 875	12 191	16 580	103	14 833	19 214	11 637	12 629
40	14 867	7 945	9 203	20 911	104	15 567	22 709	13 430	13 259
41	13 727	8 433	11 427	16 518	105	19 062	20 898	11 579	12 946
42	15 020	7 098	10 698	20 625	106	17 157	18 252	13 394	13 147
43	16 790	9 688	10 517	16 727	107	16 400	22 597	12 985	11 479
44	18 776	8 461	9 906	19 878	108	15 806	22 095	11 083	12 397
45	14 955	9 214	12 027	19 194	109	19 924	19 400	11 739	13 683
46	17 425	7 343	10 259	16 273	110	16 608	22 794	11 861	12 438
47	17 139	9 141	11 523	18 835	111	18 393	22 324	12 985	11 910
48	17 150	8 974	14 742	17 454	112	18 569	22 230	13 221	10 394
49	20 107	9 097	12 456	18 792	113	18 742	22 366	11 232	12 119
50	16 139	10 069	12 819	18 940	114	14 976	25 877	12 102	12 274
51	15 165	9 151	15 657	17 475	115	17 919	20 387	12 368	12 237
52	19 155	10 346	12 532	16 122	116	19 278	27 293	12 354	11 063
53	15 982	9 953	15 059	21 224	117	17 784	24 822	11 885	11 763
54	16 163	10 912	15 345	15 729	118	17 231	28 677	10 380	11 071
55	14 875	11 178	12 271	19 030	119	18 395	27 704	13 220	12 226
56	17 230	11 083	14 799	18 551	120	18 728	30 757	11 751	12 724
57	14 566	10 603	12 448	18 740	121	18 379	32 583	12 692	12 206
58	14 453	12 956	13 876	18 104	122	16 182	31 018	12 300	11 866
59	15 161	10 500	11 720	19 591	123	18 235	31 923	10 530	12 892
60	14 307	13 255	12 124	18 340	124	18 809	31 739	12 932	10 743
61	14 736	11 070	9 855	17 538	125	17 099	28 055	10 992	12 227
62	13 534	12 422	11 173	18 329	126	17 800	29 966	12 819	11 776
63	14 911	10 778	10 189	19 078	127	17 550	30 857	11 898	12 051

Table 6a — Histogram data for image N2 (continued)

Data Value	Number of pixels having the data value				Data Value	Number of pixels having the data value			
	C	M	Y	K		C	M	Y	K
128	18 343	30 891	12 869	12 537	192	27 904	38 198	94 163	2 819
129	18 557	30 632	10 397	12 572	193	33 349	42 630	74 154	2 544
130	16 089	33 542	12 688	12 405	194	29 683	45 246	83 473	1 954
131	17 220	30 350	14 895	12 098	195	34 552	51 813	92 900	2 268
132	17 725	37 456	10 905	12 992	196	28 476	55 708	75 315	1 902
133	16 683	35 069	11 968	12 229	197	36 372	59 840	68 591	1 735
134	18 794	38 018	12 520	11 223	198	33 492	74 335	82 403	1 716
135	18 585	34 635	13 269	13 633	199	38 836	75 460	55 999	1 468
136	14 926	39 064	12 980	9 873	200	33 141	68 063	57 336	1 569
137	19 287	38 030	13 405	13 640	201	37 640	63 761	53 315	1 404
138	15 786	37 213	12 149	10 804	202	39 480	61 461	49 713	1 423
139	17 104	39 942	14 933	12 589	203	38 280	43 591	54 302	1 288
140	18 359	36 837	11 623	12 785	204	46 078	46 993	49 599	1 259
141	18 316	40 273	14 542	12 020	205	46 851	45 478	51 506	1 181
142	17 591	44 607	13 207	13 355	206	57 692	38 134	45 797	1 155
143	17 487	44 363	14 288	11 508	207	48 061	35 911	52 975	989
144	16 810	39 527	12 017	13 206	208	63 793	31 234	45 312	1 010
145	19 107	35 565	15 001	13 816	209	65 980	31 809	43 422	1 042
146	17 300	39 914	13 325	12 012	210	91 381	32 196	42 096	829
147	20 281	40 288	15 995	13 934	211	94 987	24 023	37 532	1 082
148	18 266	34 395	13 464	12 716	212	90 018	24 017	33 869	722
149	19 585	33 010	14 252	12 600	213	113 856	23 853	25 053	841
150	17 470	29 304	15 200	14 466	214	77 126	23 203	30 791	828
151	19 693	27 750	15 680	15 124	215	62 235	24 378	23 259	713
152	17 947	30 145	15 917	12 266	216	41 783	16 782	21 938	672
153	19 205	23 852	16 446	13 752	217	35 157	20 535	19 765	685
154	23 287	26 194	14 748	15 039	218	26 235	16 730	19 054	575
155	17 656	20 819	17 399	13 482	219	23 974	16 063	16 572	608
156	20 854	25 087	14 169	16 578	220	19 359	17 478	14 786	449
157	19 204	20 084	18 331	15 782	221	17 575	14 780	14 588	603
158	19 752	23 672	16 724	15 463	222	15 358	14 911	13 601	428
159	24 571	21 532	17 998	13 929	223	15 611	14 261	13 895	512
160	20 091	21 396	14 105	15 824	224	11 114	12 907	13 382	394
161	25 412	21 026	19 912	16 577	225	13 495	13 404	15 523	504
162	22 345	22 428	19 824	17 794	226	10 373	13 670	12 064	419
163	22 565	19 784	16 371	16 618	227	12 458	13 221	15 230	334
164	26 752	21 029	19 364	18 260	228	9 862	13 365	19 197	442
165	27 167	21 659	20 690	17 420	229	9 890	12 064	15 867	289
166	25 085	23 770	18 453	20 629	230	8 390	11 511	11 712	381
167	26 870	18 441	18 965	20 428	231	9 236	11 859	9 292	309
168	25 461	22 515	20 261	19 898	232	9 051	10 917	7 661	371
169	23 226	20 724	20 795	20 511	233	8 486	11 414	6 376	252
170	27 003	23 413	21 846	22 439	234	7 360	10 840	6 899	288
171	24 629	18 192	18 103	22 050	235	7 218	10 073	5 411	268
172	28 579	24 324	24 560	22 122	236	6 508	9 337	6 630	285
173	24 856	20 545	23 064	26 029	237	7 087	8 490	5 578	265
174	23 614	22 449	20 054	22 929	238	6 658	11 775	5 021	246
175	28 753	23 310	22 520	22 055	239	6 384	6 609	4 465	197
176	23 582	23 915	21 310	29 401	240	5 599	9 232	4 924	257
177	25 643	21 687	23 582	21 360	241	6 259	7 904	4 914	229
178	29 404	22 981	25 210	26 144	242	5 516	6 720	4 407	185
179	25 855	22 786	24 896	22 737	243	5 106	6 483	3 549	170
180	27 043	24 962	27 248	23 651	244	5 267	5 703	4 161	228
181	27 247	22 035	24 286	18 164	245	5 990	5 932	3 747	192
182	32 585	24 242	29 169	18 999	246	5 100	5 261	3 380	166
183	31 451	23 121	28 142	18 380	247	5 550	5 215	3 346	169
184	37 021	23 974	32 410	13 967	248	5 010	4 927	3 027	120
185	29 754	26 804	32 333	11 799	249	5 924	3 985	3 150	162
186	26 441	28 391	38 853	9 483	250	4 431	4 055	2 810	138
187	34 251	23 839	42 520	7 649	251	5 250	3 803	2 177	148
188	26 503	29 265	49 819	6 643	252	4 349	3 756	2 718	124
189	26 748	31 567	53 138	4 646	253	4 572	3 435	2 190	129
190	27 170	27 874	61 825	3 755	254	3 878	3 390	2 022	134
191	34 188	33 846	61 551	3 511	255	82 716	63 334	34 334	2 573

Table 6b — Histogram data for N2A image

Data Value	Number of pixels having the data value				Data Value	Number of pixels having the data value			
	C	M	Y	K		C	M	Y	K
0	166 485	160 545	529 741	1 447 859	64	6 323	6 738	4 696	8 027
1	14 456	4 221	17 805	9 985	65	6 241	6 813	4 763	8 400
2	17 149	3 583	13 817	8 389	66	6 286	6 827	4 758	8 031
3	22 831	4 532	14 092	9 677	67	5 362	5 966	4 212	6 975
4	20 050	4 290	11 589	9 464	68	6 243	7 076	4 715	8 343
5	17 396	4 195	9 586	9 197	69	6 167	7 205	4 836	8 131
6	14 508	4 380	8 416	9 516	70	6 240	7 455	4 857	7 786
7	10 821	3 588	6 244	7 987	71	6 642	8 018	5 037	8 116
8	10 501	4 236	6 604	9 316	72	5 493	6 603	4 163	6 755
9	8 705	4 041	6 358	9 172	73	6 419	7 557	5 157	7 787
10	7 742	4 223	6 009	9 271	74	6 511	7 724	4 982	7 873
11	7 177	4 295	5 441	9 137	75	6 567	7 642	5 050	7 605
12	6 058	3 594	4 681	7 900	76	5 838	7 097	4 420	6 590
13	6 624	4 121	5 123	8 822	77	6 736	8 060	5 064	7 758
14	6 887	3 924	5 260	8 665	78	6 855	8 300	5 156	7 320
15	6 786	3 842	4 816	8 613	79	6 861	8 316	5 357	7 339
16	5 909	3 251	4 202	7 440	80	6 719	8 113	5 132	7 459
17	6 736	3 815	4 831	8 549	81	5 888	7 134	4 531	6 219
18	6 999	3 640	4 770	8 650	82	7 143	8 551	5 413	7 013
19	7 328	3 898	4 763	8 225	83	6 984	8 455	5 321	6 879
20	7 603	3 927	4 783	8 732	84	7 068	8 515	5 422	6 651
21	6 396	3 349	4 122	7 169	85	6 780	8 860	5 580	6 691
22	7 427	3 914	5 107	8 294	86	6 136	7 763	4 691	5 623
23	7 576	3 782	5 171	8 199	87	7 298	8 964	5 200	6 520
24	7 611	4 051	5 272	8 172	88	7 269	9 298	5 740	6 615
25	6 853	3 560	4 870	7 078	89	7 191	9 382	5 400	6 278
26	7 993	4 092	5 961	8 158	90	6 392	8 176	4 795	5 331
27	7 992	4 141	6 045	8 196	91	7 494	9 170	5 618	6 111
28	7 691	4 236	6 091	8 341	92	7 313	9 544	5 619	6 274
29	7 487	4 330	6 297	8 202	93	7 835	9 336	5 649	5 833
30	6 342	3 877	5 459	7 094	94	7 731	9 227	5 502	6 000
31	7 675	4 546	6 467	8 241	95	6 403	7 946	4 890	5 088
32	7 335	4 695	6 518	8 308	96	7 520	9 316	5 462	5 956
33	7 166	4 895	6 482	7 937	97	7 415	9 531	5 487	5 842
34	6 919	4 946	6 357	8 241	98	7 900	9 195	5 323	5 831
35	5 998	4 354	5 248	7 104	99	7 997	9 278	5 762	5 810
36	7 023	5 138	6 128	8 133	100	6 666	7 918	4 774	4 859
37	6 927	5 333	6 040	8 493	101	7 652	9 328	5 568	5 610
38	6 657	5 278	5 889	8 133	102	7 883	9 345	5 522	5 716
39	5 905	4 535	4 791	7 019	103	8 024	9 560	5 557	5 656
40	6 669	5 381	5 257	8 584	104	6 882	8 157	4 851	4 812
41	6 586	5 418	5 311	8 354	105	8 195	10 239	5 550	5 651
42	6 661	5 398	5 140	8 495	106	8 165	10 082	5 627	5 530
43	6 566	5 490	5 074	8 338	107	8 002	10 161	5 570	5 365
44	5 819	4 648	4 341	7 217	108	8 161	10 485	5 312	5 507
45	6 744	5 449	4 732	8 491	109	6 882	8 807	4 662	4 712
46	6 730	5 631	4 996	8 326	110	7 956	10 934	5 540	5 595
47	6 697	5 366	4 678	8 514	111	7 919	10 537	5 430	5 407
48	6 855	5 566	4 744	8 714	112	8 108	11 425	5 547	5 443
49	5 956	4 814	3 834	7 285	113	8 115	11 673	5 411	5 439
50	6 883	5 546	4 562	8 567	114	6 981	10 514	4 656	4 515
51	6 511	5 395	4 464	8 239	115	8 087	12 948	5 440	5 436
52	6 766	5 819	4 425	8 217	116	8 425	13 309	5 704	5 671
53	5 996	4 909	3 842	7 137	117	8 167	13 748	5 446	5 540
54	6 696	5 855	4 418	8 407	118	6 896	12 172	4 730	4 622
55	6 662	5 855	4 523	8 118	119	8 147	14 214	5 428	5 236
56	6 680	5 752	4 512	8 171	120	8 101	13 903	5 392	5 334
57	6 569	6 088	4 361	7 990	121	7 994	13 896	5 295	5 402
58	5 714	5 208	3 894	6 905	122	8 351	14 196	5 683	5 483
59	6 656	6 217	4 731	8 331	123	6 858	11 751	4 667	4 635
60	6 594	6 144	4 645	8 478	124	7 927	13 456	5 509	5 347
61	6 418	6 128	4 532	8 124	125	8 005	13 486	5 540	5 564
62	6 315	6 441	4 650	8 270	126	7 941	13 710	5 507	5 465
63	5 362	5 525	3 997	7 112	127	7 092	12 391	4 827	4 876

Table 6b — Histogram data for image N2A (continued)

Data Value	Number of pixels having the data value				Data Value	Number of pixels having the data value			
	C	M	Y	K		C	M	Y	K
128	7 997	14 222	5 630	5 561	192	10 429	9 005	9 448	9 279
129	8 120	14 354	5 577	5 523	193	12 035	10 393	11 361	10 395
130	7 824	14 897	5 655	5 671	194	12 613	10 821	11 791	10 160
131	7 905	14 763	5 809	5 491	195	13 450	10 575	12 172	9 585
132	6 864	13 064	4 858	4 791	196	14 154	10 911	12 512	8 703
133	7 981	16 044	5 661	5 653	197	12 551	9 455	11 212	7 043
134	7 752	15 965	5 527	5 296	198	14 996	11 124	13 470	7 352
135	7 884	16 238	5 623	5 436	199	15 494	11 373	14 292	6 410
136	7 908	16 242	5 778	5 611	200	14 403	11 618	15 150	5 627
137	6 848	14 247	4 965	4 724	201	13 877	12 111	16 779	4 855
138	7 737	17 057	5 905	5 353	202	11 651	10 370	15 376	3 620
139	8 229	17 447	6 082	5 695	203	13 531	12 078	19 271	3 587
140	7 665	17 179	5 883	5 373	204	12 451	12 793	21 719	2 875
141	6 694	15 237	5 276	4 807	205	12 709	13 378	24 074	2 434
142	7 844	17 982	6 109	5 640	206	11 000	12 001	22 656	1 742
143	7 946	18 085	5 950	5 569	207	13 512	14 676	29 381	1 835
144	8 213	19 097	6 221	5 617	208	14 094	15 361	31 302	1 613
145	8 053	19 212	6 247	5 669	209	13 744	16 720	35 914	1 462
146	6 796	16 361	5 237	4 790	210	14 277	18 331	36 487	1 225
147	7 913	19 000	6 170	5 644	211	11 927	16 935	33 144	1 031
148	8 141	18 488	6 331	5 689	212	14 703	21 596	39 271	1 105
149	8 147	18 006	6 341	5 787	213	14 839	23 272	38 631	1 038
150	8 390	18 250	6 680	5 856	214	14 761	25 277	36 229	945
151	7 359	14 908	5 607	5 096	215	15 621	27 537	34 095	916
152	8 433	16 878	6 691	5 825	216	13 697	25 495	27 736	827
153	8 464	15 810	6 595	5 803	217	15 843	31 824	31 213	840
154	8 515	14 924	6 710	5 968	218	16 766	33 484	28 082	822
155	7 389	12 126	5 773	5 149	219	16 091	31 908	25 815	802
156	8 586	13 820	6 887	6 314	220	14 268	26 236	21 156	661
157	8 567	12 689	6 813	6 296	221	16 920	28 504	23 385	722
158	8 586	12 407	7 045	6 220	222	17 630	26 368	22 742	677
159	8 873	11 568	7 151	6 370	223	17 970	23 172	22 690	630
160	7 455	9 735	6 043	5 411	224	20 215	22 046	22 620	648
161	9 307	11 246	7 314	6 604	225	17 903	16 979	19 206	528
162	8 747	10 586	7 364	6 440	226	22 167	18 234	22 516	645
163	9 101	10 479	7 156	6 826	227	24 101	16 980	22 116	546
164	9 087	10 040	7 613	6 750	228	24 766	15 839	22 457	548
165	8 111	8 727	6 612	5 902	229	23 516	13 167	19 228	494
166	9 449	10 105	7 855	6 774	230	29 369	14 213	20 558	502
167	10 065	10 029	8 074	7 189	231	32 452	13 753	19 945	524
168	9 739	9 794	7 708	7 107	232	38 010	13 107	18 523	445
169	8 867	8 372	6 827	6 303	233	41 520	12 151	16 973	461
170	10 744	9 752	8 221	7 512	234	38 208	10 162	13 421	395
171	10 804	9 584	8 333	7 553	235	46 093	11 292	14 704	417
172	11 028	9 520	8 321	7 811	236	46 127	10 820	13 111	376
173	11 896	9 814	8 735	8 192	237	37 789	10 326	12 511	428
174	9 967	8 361	7 290	7 000	238	30 118	9 833	11 180	365
175	11 695	9 564	8 945	8 262	239	20 749	8 016	9 149	288
176	11 424	9 921	8 701	8 783	240	18 945	8 659	9 982	334
177	11 911	9 665	8 562	8 919	241	15 667	8 907	9 357	360
178	10 188	8 496	8 071	8 103	242	12 419	7 973	8 559	308
179	11 552	9 789	9 214	9 183	243	9 279	6 757	6 935	270
180	11 333	9 683	9 293	9 433	244	9 568	7 402	7 756	302
181	11 673	9 992	9 331	9 698	245	8 481	7 254	7 099	278
182	11 594	9 665	9 235	9 936	246	7 820	6 928	7 062	284
183	10 130	8 570	8 172	8 563	247	7 194	6 786	6 698	257
184	12 051	10 279	10 084	10 626	248	5 865	5 706	5 531	228
185	11 523	9 860	9 850	10 598	249	6 463	6 501	6 204	251
186	11 491	9 893	9 957	10 807	250	5 720	6 130	6 203	232
187	11 860	10 397	10 143	10 682	251	5 612	6 260	6 299	243
188	10 180	9 022	8 796	9 635	252	5 524	6 297	6 431	245
189	11 705	10 538	10 197	11 398	253	4 404	5 385	5 865	193
190	11 971	10 479	10 791	11 201	254	5 264	6 030	7 201	215
191	12 306	10 414	10 965	11 197	255	145 441	154 759	111 094	5 161

Table 7a — Histogram data for image N3

Data Value	Number of pixels having the data value				Data Value	Number of pixels having the data value			
	C	M	Y	K		C	M	Y	K
0	131 993	2 762	20 407	1 733 453	64	16 668	10 240	8 224	14 578
1	13 470	1 136	1 206	27 908	65	13 214	8 163	8 060	15 832
2	19 999	1 254	1 805	32 640	66	14 728	10 124	6 757	13 955
3	10 680	1 407	2 062	31 080	67	16 957	9 287	7 862	15 799
4	13 314	1 220	2 015	33 356	68	12 292	7 479	7 786	14 204
5	12 032	1 469	2 683	27 561	69	14 542	10 932	7 533	13 398
6	9 645	1 881	2 645	32 785	70	12 275	9 713	7 718	13 908
7	9 529	2 226	2 733	28 677	71	14 057	10 598	8 221	13 395
8	10 536	2 193	3 144	28 084	72	14 915	9 277	9 378	14 891
9	8 770	3 154	4 088	29 681	73	12 738	11 392	8 509	13 447
10	11 329	2 429	4 014	27 328	74	12 594	11 059	9 356	13 547
11	9 830	3 203	5 495	26 968	75	14 861	11 469	9 605	14 538
12	11 331	3 628	4 961	29 719	76	12 634	10 771	8 473	13 241
13	11 966	3 777	5 129	24 921	77	11 958	11 850	10 236	12 341
14	14 434	2 788	4 553	28 149	78	13 673	14 329	9 431	11 494
15	13 679	3 753	5 203	28 171	79	11 478	11 486	10 034	13 385
16	17 186	2 666	3 539	23 347	80	13 404	13 169	9 232	10 483
17	16 798	3 382	3 409	30 079	81	12 113	12 946	9 804	12 778
18	15 354	3 153	3 707	23 698	82	11 337	13 745	11 149	12 537
19	18 336	3 277	3 446	23 275	83	11 534	13 795	10 564	10 342
20	14 986	3 425	3 146	25 194	84	12 863	16 306	9 642	10 995
21	19 512	3 794	3 969	24 934	85	11 539	13 243	11 706	11 455
22	13 761	3 805	3 410	25 013	86	12 787	15 251	10 262	12 824
23	19 901	3 957	3 455	24 772	87	11 360	14 735	10 999	11 602
24	14 059	4 723	3 986	24 186	88	11 751	15 427	10 049	14 354
25	15 274	4 405	3 694	27 073	89	11 716	17 165	10 709	11 046
26	18 944	4 912	4 124	18 330	90	12 113	16 032	12 351	13 898
27	18 662	5 353	3 635	27 468	91	10 493	16 348	11 219	13 425
28	14 938	5 314	3 598	23 585	92	12 147	16 715	11 924	11 177
29	18 385	4 528	4 000	25 380	93	11 630	18 755	10 840	12 005
30	21 703	5 117	4 122	23 119	94	10 956	16 690	11 647	11 893
31	18 948	5 300	4 128	22 317	95	8 955	18 911	12 572	12 805
32	18 951	3 972	4 458	18 658	96	12 473	18 159	10 364	11 749
33	20 952	4 677	4 423	24 877	97	11 189	20 601	12 884	10 706
34	22 656	4 362	3 347	21 117	98	9 890	21 800	11 704	12 939
35	19 028	4 051	4 896	21 278	99	12 869	19 474	12 368	10 296
36	23 161	5 029	4 898	21 333	100	10 392	21 849	12 318	14 338
37	22 274	4 483	4 397	24 066	101	11 105	19 007	12 539	10 443
38	20 326	4 777	4 484	23 247	102	11 710	19 698	11 529	11 868
39	24 450	4 598	5 234	19 583	103	9 622	18 368	11 551	12 211
40	22 333	4 515	4 028	25 505	104	9 839	20 839	13 802	12 994
41	20 259	4 878	5 322	19 991	105	12 326	19 127	11 627	12 434
42	21 308	3 945	5 149	25 633	106	11 257	16 012	13 362	13 063
43	21 681	5 663	5 256	20 740	107	10 763	19 645	13 063	11 773
44	22 903	4 943	4 923	24 155	108	10 389	18 292	10 988	13 083
45	17 124	5 702	5 827	23 219	109	13 686	15 591	11 713	14 209
46	19 428	4 611	4 867	20 304	110	11 246	17 764	11 746	13 317
47	18 224	5 932	5 470	23 247	111	12 945	16 991	13 160	12 977
48	17 479	5 604	6 802	21 547	112	13 126	16 706	13 161	11 884
49	20 329	5 798	5 534	22 428	113	13 538	15 771	11 565	13 789
50	16 370	6 433	5 380	22 116	114	10 837	18 238	12 045	14 112
51	15 157	5 789	6 725	19 966	115	13 013	13 712	12 235	14 304
52	19 618	6 556	5 506	17 868	116	14 136	17 712	12 580	13 533
53	16 853	6 514	6 471	22 499	117	13 397	15 343	11 981	14 438
54	17 238	6 672	6 732	15 773	118	13 029	16 601	10 614	14 505
55	16 381	6 722	5 643	18 528	119	14 076	15 354	13 426	16 492
56	18 865	6 784	6 842	17 608	120	14 640	16 922	11 944	18 312
57	16 237	6 622	6 301	17 001	121	14 752	18 098	12 832	19 022
58	15 950	8 154	7 036	15 977	122	12 861	17 919	12 213	19 077
59	16 672	6 664	6 071	17 340	123	15 274	18 849	11 044	22 547
60	15 916	8 714	6 963	15 691	124	16 190	19 782	13 038	19 869
61	15 844	7 320	5 824	15 071	125	14 778	18 014	11 126	24 169
62	14 020	8 734	6 979	15 137	126	15 962	19 377	13 041	23 994
63	15 415	7 676	6 474	15 505	127	15 704	20 323	12 236	25 613

Table 7a — Histogram data for image N3 (continued)

Data Value	Number of pixels having the data value				Data Value	Number of pixels having the data value			
	C	M	Y	K		C	M	Y	K
128	16 847	20 775	12 926	27 260	192	32 938	37 022	46 116	1 023
129	17 075	20 726	10 460	28 557	193	41 228	41 397	36 156	940
130	15 327	22 760	12 603	28 526	194	40 173	44 775	42 991	652
131	16 229	20 709	15 016	29 369	195	51 716	52 400	52 891	549
132	17 219	25 098	10 859	31 289	196	48 851	60 177	50 617	435
133	16 256	23 538	11 719	29 945	197	69 232	70 826	56 852	300
134	18 820	25 621	12 438	28 240	198	72 301	99 257	92 169	209
135	18 413	23 201	13 032	35 057	199	91 130	125 060	87 026	154
136	15 272	25 459	12 584	25 614	200	82 635	145 582	122 897	133
137	20 390	24 636	12 900	35 164	201	96 736	176 071	153 537	101
138	16 940	23 539	11 707	28 527	202	102 458	206 729	185 399	77
139	18 519	24 019	14 222	32 638	203	97 195	155 960	243 246	59
140	19 914	21 337	11 038	33 550	204	107 902	160 614	243 863	40
141	19 894	22 628	13 780	31 520	205	96 715	139 380	256 459	23
142	20 271	25 149	12 650	35 300	206	99 335	104 666	207 497	34
143	19 979	24 164	13 903	29 520	207	67 219	88 714	206 060	28
144	20 205	21 021	11 399	33 762	208	70 368	70 534	144 774	23
145	23 381	19 470	14 065	34 845	209	53 131	66 743	112 860	31
146	21 626	22 224	12 652	29 524	210	50 654	61 370	91 535	15
147	25 026	23 720	15 187	32 800	211	34 493	42 688	69 000	18
148	23 366	21 784	12 517	29 263	212	22 604	39 768	55 245	18
149	25 248	22 080	13 493	28 050	213	23 787	37 923	37 786	20
150	23 309	20 895	14 124	30 683	214	17 434	35 365	42 788	19
151	26 807	21 282	14 642	30 641	215	17 663	36 408	31 391	18
152	24 805	24 931	15 041	23 394	216	15 160	24 785	29 138	6
153	26 422	20 933	15 389	24 703	217	14 629	29 504	26 511	16
154	31 973	23 851	14 089	25 670	218	12 318	23 219	27 033	8
155	23 573	19 723	16 360	21 322	219	12 876	21 388	24 998	15
156	27 431	25 235	13 386	24 285	220	11 972	21 486	24 099	8
157	24 019	20 509	17 389	21 042	221	11 880	17 370	24 830	10
158	23 471	24 118	15 711	19 192	222	11 080	16 379	23 775	5
159	27 606	22 465	16 922	16 203	223	11 502	14 429	23 761	8
160	21 748	22 458	13 411	17 042	224	8 380	12 236	20 892	4
161	26 246	21 724	18 995	16 282	225	9 302	11 599	20 362	7
162	22 387	23 802	18 737	16 061	226	7 088	11 076	13 295	6
163	22 324	20 891	15 379	13 234	227	8 169	10 330	13 509	7
164	25 743	22 266	18 887	13 313	228	6 414	10 072	13 262	6
165	25 993	22 899	20 005	11 639	229	6 260	9 090	9 935	3
166	24 708	25 293	18 157	12 520	230	5 326	8 500	7 600	4
167	26 182	19 086	18 666	11 041	231	5 944	8 680	6 278	1
168	25 636	22 765	20 125	9 673	232	5 602	8 032	4 268	5
169	23 624	20 186	20 778	8 769	233	5 293	8 958	2 571	3
170	27 686	22 690	21 911	8 332	234	4 070	8 693	2 254	3
171	25 468	17 451	17 954	7 349	235	3 845	9 284	1 455	2
172	28 979	23 270	24 974	6 298	236	3 038	9 374	1 471	0
173	25 603	19 140	23 817	6 343	237	3 102	8 809	1 197	4
174	23 766	20 410	20 772	4 747	238	2 475	11 541	967	3
175	27 595	21 484	23 328	3 660	239	2 074	6 427	883	2
176	21 963	21 905	22 225	4 256	240	1 621	9 565	920	4
177	23 805	19 640	24 376	2 659	241	1 574	8 521	815	5
178	28 080	20 467	26 211	2 803	242	1 201	7 100	788	1
179	25 712	20 975	25 252	2 283	243	960	6 671	577	2
180	26 374	22 804	27 506	2 235	244	913	4 838	680	1
181	25 350	20 288	24 261	1 796	245	853	4 208	591	3
182	28 041	22 400	29 386	1 917	246	689	2 984	535	0
183	25 831	21 789	26 799	1 992	247	659	2 225	490	1
184	29 488	22 236	29 734	1 797	248	512	1 506	444	1
185	24 908	25 118	28 536	1 835	249	552	866	454	0
186	24 401	26 789	32 015	1 710	250	394	772	380	1
187	33 974	22 278	32 301	1 680	251	437	674	327	0
188	27 576	28 200	34 065	1 856	252	330	612	342	2
189	28 888	30 049	32 931	1 444	253	307	508	289	1
190	30 097	27 126	34 187	1 267	254	251	420	245	1
191	38 949	32 454	31 972	1 229	255	2 806	6 778	3 840	10

Table 7b — Histogram data for image N3A

Data Value	Number of pixels having the data value				Data Value	Number of pixels having the data value			
	C	M	Y	K		C	M	Y	K
0	299 643	50 797	66 702	1 401 835	64	5 726	5 749	4 319	5 513
1	8 384	2 272	1 787	10 898	65	5 728	5 739	4 562	5 628
2	7 234	1 926	1 681	9 082	66	5 768	5 767	4 368	5 291
3	9 164	2 295	2 058	10 497	67	4 932	5 070	3 815	4 573
4	8 904	2 101	1 918	10 061	68	5 394	5 955	4 503	5 324
5	8 951	2 002	1 994	9 859	69	5 290	6 149	4 591	5 187
6	9 082	2 036	2 036	10 062	70	5 270	6 362	4 544	5 133
7	8 187	1 788	1 724	8 628	71	5 681	6 783	4 757	5 348
8	9 952	1 995	2 065	9 966	72	4 833	5 755	4 037	4 392
9	9 421	2 083	2 166	9 658	73	5 378	6 565	4 879	5 373
10	9 825	2 000	2 101	9 800	74	5 425	6 692	4 798	5 452
11	9 906	2 122	2 056	9 989	75	5 351	6 931	4 876	5 564
12	8 464	1 759	1 815	8 625	76	4 699	6 248	4 311	5 029
13	9 757	2 175	2 156	10 119	77	5 360	7 105	5 038	5 853
14	10 433	2 185	2 373	10 147	78	5 302	7 473	5 086	5 709
15	9 909	2 033	2 229	10 609	79	5 230	7 275	5 263	5 920
16	8 595	1 875	1 913	8 926	80	5 352	7 524	4 927	5 827
17	9 764	2 168	2 337	10 123	81	4 464	6 579	4 374	4 911
18	9 692	2 175	2 311	10 521	82	5 493	7 886	5 333	5 627
19	9 496	2 300	2 291	10 124	83	5 048	8 084	5 163	5 409
20	9 459	2 281	2 385	10 563	84	5 090	7 958	5 127	5 452
21	7 628	2 009	2 066	8 801	85	4 667	8 288	5 316	5 494
22	8 431	2 420	2 492	10 233	86	4 460	7 421	4 623	4 546
23	8 435	2 344	2 494	10 007	87	5 070	8 717	5 181	5 371
24	8 418	2 533	2 636	10 299	88	5 258	9 252	5 469	5 337
25	7 250	2 268	2 252	8 964	89	4 980	9 291	5 291	5 387
26	8 109	2 602	2 791	9 888	90	4 304	7 966	4 695	4 683
27	8 223	2 632	2 741	9 976	91	5 045	9 229	5 600	5 248
28	7 901	2 752	2 742	9 714	92	4 850	9 396	5 503	5 586
29	7 884	2 821	2 765	9 186	93	5 020	9 293	5 553	5 463
30	6 785	2 400	2 418	7 701	94	4 965	9 047	5 599	5 349
31	8 141	2 912	2 738	8 958	95	4 189	7 860	4 672	4 746
32	7 793	2 918	2 883	8 858	96	4 826	8 852	5 470	5 528
33	7 673	2 980	2 908	8 236	97	4 795	8 761	5 756	5 715
34	7 854	3 130	2 826	8 033	98	5 119	8 513	5 570	5 601
35	6 748	2 647	2 568	6 825	99	5 137	8 303	5 849	5 776
36	7 910	3 240	2 865	7 796	100	4 482	7 113	4 737	4 980
37	7 762	3 334	3 123	7 691	101	5 098	8 367	5 574	5 698
38	7 428	3 336	3 041	7 451	102	5 118	8 011	5 519	5 841
39	6 289	2 883	2 462	6 432	103	5 472	7 706	5 516	6 058
40	7 323	3 438	2 985	7 501	104	4 756	6 839	4 841	5 081
41	7 209	3 717	3 077	7 005	105	5 524	7 833	5 568	6 164
42	7 159	3 589	3 089	7 045	106	5 684	7 560	5 480	5 817
43	6 976	3 706	3 112	7 059	107	5 836	7 595	5 611	5 818
44	5 866	3 270	2 754	5 971	108	5 891	7 498	5 554	6 041
45	6 986	3 778	3 192	6 808	109	4 908	6 492	4 802	5 306
46	6 756	3 997	3 431	6 743	110	5 923	7 666	5 553	6 301
47	6 531	3 928	3 333	6 906	111	5 945	7 295	5 489	6 487
48	6 625	4 293	3 425	6 747	112	6 160	7 583	5 519	6 360
49	5 681	3 376	2 967	5 772	113	5 946	7 327	5 486	6 497
50	6 711	4 151	3 522	6 573	114	5 198	6 375	4 790	5 709
51	6 352	4 092	3 517	6 615	115	6 198	7 513	5 353	6 866
52	6 366	4 406	3 694	6 300	116	6 383	7 597	5 635	7 658
53	5 475	3 846	3 135	5 342	117	6 475	7 719	5 458	7 661
54	6 278	4 577	3 795	6 496	118	5 601	6 720	4 916	7 163
55	6 309	4 640	3 791	6 258	119	6 596	8 033	5 548	8 559
56	6 302	4 614	3 835	6 295	120	6 448	8 339	5 584	9 159
57	6 169	4 814	3 895	6 402	121	6 664	8 254	5 459	9 493
58	5 410	4 039	3 521	5 405	122	7 078	8 662	5 770	9 833
59	6 073	5 223	4 097	6 320	123	6 154	7 392	4 677	8 725
60	6 018	5 128	4 185	6 097	124	6 992	8 556	5 482	10 841
61	5 808	5 125	4 122	6 070	125	7 196	8 866	5 556	11 219
62	5 781	5 362	4 250	5 836	126	7 203	9 133	5 520	11 496
63	4 965	4 560	3 659	4 955	127	6 594	8 240	4 892	10 775

Table 7b — Histogram data for image N3A (continued)

Data Value	Number of pixels having the data value				Data Value	Number of pixels having the data value			
	C	M	Y	K		C	M	Y	K
128	7 417	9 526	5 653	12 300	192	10 204	8 317	9 743	876
129	7 446	9 568	5 601	12 900	193	12 083	9 615	11 769	1 016
130	7 512	9 905	5 643	13 062	194	12 057	9 527	11 913	919
131	7 439	10 129	5 854	13 153	195	12 126	9 647	12 338	863
132	6 554	8 906	4 788	11 591	196	12 284	9 941	12 669	882
133	7 835	10 899	5 629	14 075	197	10 367	8 607	11 025	744
134	7 649	10 697	5 578	13 624	198	12 030	10 259	12 879	805
135	7 893	10 878	5 711	13 498	199	12 399	10 496	12 961	845
136	8 005	10 957	5 702	14 162	200	11 964	10 801	13 130	810
137	6 922	9 519	4 895	11 864	201	12 122	11 297	13 986	806
138	7 844	11 240	5 616	13 613	202	10 784	9 903	12 380	665
139	8 498	11 251	5 884	14 786	203	13 847	11 386	14 529	818
140	8 162	10 912	5 642	14 157	204	13 067	12 301	15 045	776
141	7 270	9 512	4 901	12 352	205	13 218	12 766	15 012	695
142	8 459	10 735	5 797	14 632	206	12 025	11 269	13 298	556
143	8 700	10 508	5 738	14 905	207	14 956	13 975	16 247	636
144	9 156	10 873	5 919	15 111	208	15 988	14 518	15 959	585
145	8 974	10 822	5 810	15 000	209	15 755	15 757	17 522	475
146	7 913	8 876	5 038	12 908	210	17 349	16 841	17 576	459
147	9 278	10 242	5 895	14 626	211	15 736	15 632	16 281	337
148	9 435	9 824	5 800	14 904	212	20 031	20 662	20 387	342
149	10 139	9 767	6 077	14 826	213	22 477	23 178	21 859	273
150	10 249	10 123	5 977	14 591	214	23 881	26 825	23 688	236
151	8 904	8 539	5 272	12 475	215	28 386	31 563	26 574	182
152	10 785	9 935	6 117	14 273	216	27 364	32 930	26 286	136
153	10 830	9 997	6 088	13 687	217	34 658	46 029	36 400	97
154	11 276	9 823	6 251	13 611	218	39 632	57 329	43 847	83
155	9 465	8 478	5 466	11 511	219	39 202	66 011	52 693	68
156	11 685	10 078	6 365	13 344	220	36 222	65 053	54 554	57
157	11 701	9 871	6 437	12 744	221	43 728	81 849	75 475	54
158	11 951	10 233	6 606	11 920	222	45 953	85 392	89 124	35
159	12 176	10 110	6 799	11 653	223	45 936	81 206	103 762	34
160	10 749	8 693	5 830	9 734	224	48 225	77 156	113 908	38
161	12 815	10 444	6 740	11 250	225	39 603	59 277	98 902	26
162	11 697	10 009	6 963	10 310	226	44 970	60 470	111 893	26
163	11 903	10 469	6 899	10 324	227	42 206	50 681	101 683	14
164	11 347	10 187	7 148	9 577	228	35 353	42 925	91 276	11
165	9 846	8 892	6 124	7 890	229	28 435	31 913	66 994	20
166	11 069	10 260	7 378	8 680	230	29 335	31 316	62 765	19
167	11 561	10 623	7 523	8 264	231	24 928	27 018	49 836	12
168	10 783	10 369	7 290	7 779	232	21 797	24 017	40 339	16
169	9 350	8 972	6 408	6 508	233	17 066	20 490	31 811	12
170	10 980	10 243	7 837	7 259	234	11 394	16 285	22 772	13
171	10 661	10 194	7 912	6 795	235	10 908	17 746	22 829	10
172	10 426	10 124	7 867	6 394	236	9 445	16 234	18 899	10
173	11 529	10 342	8 349	6 280	237	8 101	15 578	17 163	12
174	9 598	8 730	7 262	4 964	238	7 741	14 906	15 011	8
175	11 434	10 115	8 661	5 478	239	6 254	12 088	11 765	8
176	11 342	10 139	8 519	5 276	240	6 916	12 751	12 863	3
177	11 488	9 914	8 652	4 973	241	6 516	12 568	12 283	8
178	10 096	8 497	7 841	4 138	242	5 997	11 378	11 734	7
179	11 418	9 549	9 071	4 384	243	5 053	9 192	9 929	6
180	11 358	9 453	9 149	4 008	244	5 696	9 818	11 416	4
181	12 086	9 595	9 584	3 626	245	5 394	8 972	11 250	2
182	11 684	9 204	9 350	3 440	246	5 526	8 245	11 435	3
183	10 492	8 030	8 541	2 669	247	5 045	7 418	10 990	8
184	12 589	9 513	10 284	2 884	248	4 289	5 815	9 327	2
185	11 803	9 159	10 202	2 574	249	4 747	6 442	10 470	6
186	11 438	9 285	10 292	2 221	250	4 240	5 880	9 406	5
187	11 420	9 290	10 328	1 833	251	4 056	5 280	8 785	3
188	9 509	7 868	9 212	1 520	252	3 556	5 166	7 356	3
189	10 644	9 456	10 604	1 566	253	2 994	4 062	5 819	2
190	11 179	9 529	11 249	1 328	254	3 349	4 635	6 157	2
191	11 811	9 430	11 611	1 098	255	37 396	92 790	35 819	45

Table 8a — Histogram data for image N4

Data Value	Number of pixels having the data value				Data Value	Number of pixels having the data value			
	C	M	Y	K		C	M	Y	K
0	10 900	20 711	7 689	1 994 435	64	26 593	25 757	17 741	10 086
1	963	3 516	471	17 280	65	19 810	19 041	16 691	10 815
2	1 386	5 160	711	21 040	66	20 925	21 501	13 435	10 034
3	801	7 001	705	19 695	67	22 619	18 641	15 480	11 797
4	1 168	7 788	686	21 364	68	15 651	15 000	14 139	11 292
5	1 278	10 591	828	17 540	69	17 869	19 947	13 549	11 616
6	1 352	11 563	790	20 762	70	14 696	16 692	13 514	14 629
7	1 423	12 653	804	17 671	71	16 002	17 734	14 621	18 964
8	1 682	10 975	941	17 626	72	17 406	14 716	16 163	34 518
9	1 568	12 544	1 095	18 852	73	14 584	17 435	15 246	51 279
10	2 296	8 190	982	17 634	74	14 595	16 004	17 086	77 440
11	2 256	9 150	1 270	17 652	75	17 025	16 044	17 033	108 733
12	2 809	9 586	1 210	19 136	76	15 187	14 569	14 884	118 201
13	3 636	9 685	1 334	16 542	77	13 997	15 316	17 825	120 814
14	5 530	7 523	1 367	18 124	78	16 575	17 669	15 978	115 909
15	6 485	9 153	1 995	18 188	79	13 902	14 376	16 551	141 170
16	9 448	6 677	1 670	14 933	80	15 864	16 117	14 583	111 558
17	11 892	7 969	1 907	19 721	81	14 316	15 954	14 851	139 767
18	12 737	6 787	2 399	15 408	82	13 173	16 836	16 470	135 284
19	17 718	6 630	2 681	14 661	83	13 194	17 079	14 863	105 905
20	14 803	6 358	2 872	16 236	84	14 575	20 135	13 251	101 136
21	17 740	6 523	4 066	15 505	85	12 608	16 031	15 462	91 082
22	11 647	5 842	5 096	15 718	86	13 743	17 567	12 849	87 672
23	15 236	6 059	11 594	15 021	87	12 459	16 791	13 615	63 898
24	10 027	6 378	28 033	14 350	88	12 353	16 316	11 888	65 564
25	10 142	5 620	30 573	15 958	89	12 116	17 563	12 507	41 850
26	12 205	5 972	24 836	10 611	90	12 664	15 505	14 244	42 358
27	11 437	6 515	15 340	15 909	91	11 113	15 825	12 741	33 558
28	9 092	7 661	11 947	13 970	92	12 744	15 479	13 526	23 370
29	10 620	8 391	11 697	14 777	93	12 229	16 824	11 980	21 915
30	12 410	14 041	11 297	13 480	94	11 426	14 715	12 683	19 902
31	10 470	23 236	12 280	13 257	95	9 505	16 010	13 696	18 874
32	10 047	27 547	19 412	10 760	96	13 066	15 112	11 041	15 367
33	10 684	48 632	35 445	14 666	97	11 685	16 028	13 588	12 193
34	11 719	57 568	47 048	12 181	98	10 444	16 136	12 271	13 604
35	11 152	59 844	94 760	11 869	99	13 513	14 752	12 915	9 919
36	17 064	84 302	114 335	12 063	100	11 068	16 146	12 834	12 100
37	24 385	75 088	110 615	12 783	101	12 031	14 191	12 904	8 137
38	34 694	80 059	107 942	12 408	102	12 482	15 091	11 479	8 450
39	61 060	72 231	112 716	10 208	103	10 459	14 584	11 845	8 312
40	73 394	60 633	77 224	13 098	104	10 749	16 648	14 065	8 174
41	81 049	61 156	78 808	10 234	105	12 734	15 618	11 707	7 470
42	91 723	47 705	61 088	13 194	106	11 409	13 268	13 429	7 491
43	97 425	61 422	49 249	10 521	107	10 607	16 758	13 156	6 801
44	95 898	51 114	40 323	12 322	108	10 051	16 178	10 991	7 069
45	64 902	49 727	40 354	12 149	109	12 914	14 250	11 858	7 274
46	67 532	36 149	30 472	10 440	110	9 594	16 134	11 658	6 534
47	59 446	40 202	32 698	11 955	111	11 352	15 863	13 102	6 257
48	56 116	34 617	37 264	11 078	112	11 295	15 330	13 279	5 401
49	64 465	31 333	30 452	11 846	113	11 155	15 013	11 517	6 304
50	51 553	33 355	29 550	12 213	114	8 643	17 497	12 215	6 124
51	46 811	26 812	33 360	11 149	115	10 532	13 431	12 459	5 986
52	55 980	29 344	25 120	10 192	116	11 188	17 213	13 045	5 392
53	44 999	26 033	28 182	13 203	117	10 127	14 341	12 358	5 505
54	41 688	26 060	27 028	9 710	118	9 555	15 709	11 202	5 151
55	34 980	24 919	20 284	11 725	119	10 262	13 797	15 142	5 391
56	37 313	24 668	23 573	11 379	120	10 368	14 858	14 881	5 612
57	29 842	22 523	19 196	11 033	121	9 758	15 412	18 808	5 347
58	28 300	27 833	21 025	10 701	122	8 826	15 093	22 806	4 780
59	29 693	22 689	17 636	11 547	123	10 071	16 029	26 045	5 054
60	27 443	28 114	18 201	10 613	124	10 293	15 869	40 157	4 112
61	27 581	22 906	14 172	10 615	125	9 587	14 267	42 734	4 642
62	24 292	25 598	16 267	10 385	126	10 181	15 384	61 436	4 234
63	25 749	20 689	14 436	10 793	127	10 013	16 094	66 048	4 315

Table 8a — Histogram data for image N4 (continued)

Data Value	Number of pixels having the data value				Data Value	Number of pixels having the data value			
	C	M	Y	K		C	M	Y	K
128	10 763	16 311	78 273	4 331	192	8 976	5 573	11 303	1 022
129	11 029	17 078	68 168	4 191	193	10 045	5 538	8 277	986
130	9 806	19 279	86 793	4 114	194	8 571	5 066	8 880	827
131	10 652	19 194	108 964	3 875	195	9 535	5 267	9 979	900
132	11 250	28 496	81 248	3 968	196	7 397	4 911	8 281	867
133	10 925	40 279	88 514	3 644	197	8 783	4 667	7 986	796
134	12 357	72 400	93 647	3 252	198	7 595	5 340	10 215	850
135	12 549	97 568	99 200	3 904	199	8 272	4 798	7 544	650
136	10 269	136 998	94 580	2 775	200	6 656	4 489	8 330	829
137	13 684	142 564	93 977	3 473	201	6 954	4 294	8 099	703
138	11 429	144 073	83 768	2 764	202	6 606	4 382	7 712	645
139	12 512	149 377	97 353	3 087	203	5 766	3 337	8 428	648
140	13 184	135 164	72 698	2 966	204	6 278	3 749	7 177	588
141	13 263	140 716	84 410	2 682	205	5 579	3 754	7 508	591
142	12 478	147 590	71 073	2 918	206	5 959	3 238	6 314	594
143	12 398	129 857	72 016	2 321	207	4 476	3 190	7 004	519
144	11 762	100 694	53 729	2 639	208	5 151	2 685	5 814	502
145	13 327	83 888	60 331	2 608	209	4 576	2 849	5 719	586
146	11 770	82 080	47 692	2 299	210	5 199	2 875	5 873	374
147	13 454	75 638	50 501	2 525	211	4 439	2 235	5 565	531
148	11 794	58 057	36 389	2 155	212	4 038	2 124	5 545	358
149	12 464	50 368	35 012	1 980	213	5 104	2 116	4 571	370
150	11 337	40 859	31 481	2 341	214	4 239	2 039	5 797	338
151	12 506	34 880	29 003	2 318	215	4 588	2 104	4 807	272
152	11 711	35 004	25 852	1 765	216	4 015	1 420	4 813	277
153	12 823	24 485	23 390	1 996	217	4 348	1 709	4 706	272
154	17 763	24 518	18 990	1 975	218	3 794	1 436	4 903	215
155	16 773	17 525	19 613	1 650	219	4 039	1 357	4 586	242
156	28 588	20 248	14 897	1 971	220	3 367	1 481	4 237	157
157	44 507	14 540	17 584	1 796	221	3 224	1 262	4 449	234
158	76 201	16 710	14 878	1 703	222	2 977	1 193	4 521	169
159	147 151	14 816	15 172	1 457	223	2 977	1 164	4 542	186
160	154 277	14 239	11 209	1 519	224	2 269	1 071	4 410	130
161	220 993	14 050	15 510	1 626	225	2 753	972	4 927	190
162	193 555	15 293	14 820	1 544	226	2 199	1 041	3 741	164
163	183 352	13 129	11 700	1 388	227	2 832	962	4 430	159
164	190 278	13 712	13 959	1 424	228	2 105	991	4 915	158
165	159 202	13 941	14 261	1 257	229	1 880	846	4 341	118
166	122 808	14 859	12 159	1 572	230	1 447	853	4 016	171
167	105 596	11 007	12 331	1 347	231	1 470	832	4 368	161
168	81 561	13 042	12 876	1 316	232	1 378	689	4 181	175
169	59 266	11 221	13 292	1 238	233	1 275	743	3 355	111
170	52 612	12 108	13 059	1 305	234	1 131	671	3 413	141
171	37 123	8 929	10 642	1 214	235	1 052	677	2 676	127
172	34 260	11 607	14 097	1 186	236	888	613	2 873	85
173	24 561	9 275	12 691	1 395	237	1 025	573	2 229	88
174	19 474	9 967	10 724	1 217	238	895	787	1 847	80
175	19 664	9 486	11 753	1 074	239	902	413	1 718	53
176	14 345	9 424	10 685	1 454	240	739	595	2 018	53
177	13 793	7 980	11 318	1 046	241	752	579	2 093	32
178	14 988	8 102	11 850	1 238	242	690	520	2 123	38
179	12 807	7 899	10 947	1 104	243	614	497	1 794	32
180	12 189	7 969	11 404	1 197	244	645	433	2 030	31
181	10 969	6 763	9 639	960	245	683	454	1 845	35
182	12 378	7 219	11 331	1 088	246	540	448	1 496	28
183	11 331	6 477	10 014	1 192	247	569	438	1 174	29
184	12 880	6 526	10 895	1 124	248	523	432	931	23
185	10 713	6 836	9 851	1 072	249	524	304	876	28
186	10 028	6 920	10 750	1 129	250	407	385	677	27
187	13 346	5 199	10 021	1 056	251	545	363	440	28
188	10 665	6 129	10 404	1 148	252	456	329	532	23
189	10 232	6 180	9 651	1 004	253	423	353	390	28
190	9 819	4 818	9 586	992	254	421	293	360	23
191	11 464	5 333	8 233	997	255	8 267	6 201	6 413	382

Table 8b — Histogram data for image N4A

Data Value	Number of pixels having the data value				Data Value	Number of pixels having the data value			
	C	M	Y	K		C	M	Y	K
0	119 432	135 830	93 756	1 388 537	64	6 933	7 200	7 278	57 614
1	4 979	4 144	5 385	6 296	65	6 776	7 226	7 422	61 220
2	4 268	4 622	4 431	5 403	66	6 735	7 385	7 038	58 469
3	5 191	7 550	5 334	6 295	67	5 710	6 343	5 944	52 116
4	4 856	10 564	6 162	5 890	68	6 643	7 376	6 869	59 140
5	4 775	13 904	8 908	5 800	69	6 367	7 506	7 050	57 129
6	4 799	18 869	13 531	5 980	70	6 108	7 724	6 742	52 751
7	4 099	19 492	17 269	4 996	71	6 400	8 097	6 654	50 407
8	5 175	27 005	28 785	5 783	72	5 300	6 819	5 434	39 552
9	5 476	29 856	39 775	5 544	73	5 867	7 827	6 346	41 580
10	7 034	33 770	47 393	5 617	74	5 938	7 811	6 058	37 624
11	9 272	34 722	49 731	5 553	75	5 751	7 711	6 124	32 801
12	11 153	30 040	43 992	4 702	76	5 139	6 670	5 389	25 582
13	17 982	34 774	49 891	5 421	77	5 511	7 505	5 818	25 536
14	25 880	32 645	48 985	5 280	78	5 308	7 514	5 889	20 867
15	31 565	30 094	41 459	5 554	79	5 622	7 368	5 883	18 023
16	31 563	24 778	32 180	4 647	80	5 361	7 318	5 884	14 989
17	39 923	26 979	33 256	5 195	81	4 625	6 271	4 956	10 992
18	42 692	25 667	27 752	5 408	82	5 510	7 434	6 024	11 131
19	43 589	25 728	23 746	5 159	83	5 308	7 262	5 774	9 796
20	41 991	23 949	20 393	5 482	84	5 249	6 918	5 785	8 697
21	31 238	19 146	15 624	4 462	85	5 173	7 188	5 619	7 705
22	32 088	20 815	16 708	5 199	86	4 526	6 143	4 903	6 041
23	29 796	18 598	14 950	5 226	87	5 517	6 980	5 715	6 464
24	27 655	17 661	14 823	5 207	88	5 327	7 109	5 791	6 017
25	23 718	14 412	12 868	4 485	89	5 060	7 230	5 698	5 558
26	26 100	15 427	14 683	5 323	90	4 475	5 850	5 007	4 386
27	26 163	14 471	14 033	5 236	91	5 416	6 768	5 695	4 669
28	24 756	14 037	13 899	5 261	92	5 302	6 781	5 691	4 615
29	23 614	13 193	13 874	5 086	93	5 370	6 929	5 794	4 243
30	20 112	10 996	11 380	4 524	94	5 289	6 906	5 591	3 951
31	22 944	12 539	12 806	5 229	95	4 605	6 069	4 918	3 205
32	20 350	11 814	12 297	5 373	96	5 172	6 782	5 539	3 656
33	19 058	11 716	11 501	4 977	97	5 162	6 994	5 737	3 515
34	17 219	11 169	10 546	5 080	98	5 218	6 934	5 813	3 430
35	14 040	9 568	8 906	4 424	99	5 249	6 902	5 923	3 450
36	15 310	11 123	9 866	5 056	100	4 281	6 059	4 793	2 766
37	14 273	11 385	9 364	5 067	101	4 963	7 135	5 635	3 161
38	13 303	11 359	9 109	4 903	102	4 976	6 989	5 530	3 155
39	11 368	9 845	7 290	4 309	103	5 191	7 048	5 556	3 115
40	12 738	11 261	7 898	4 984	104	4 318	5 992	4 696	2 546
41	12 314	11 715	7 718	4 879	105	4 993	7 060	5 631	2 943
42	12 384	11 249	7 289	5 017	106	4 838	7 095	5 481	2 874
43	11 751	11 164	7 239	4 761	107	4 863	7 024	5 519	2 732
44	10 009	9 133	6 229	4 051	108	4 872	7 055	5 403	2 774
45	11 339	10 278	6 965	4 873	109	3 943	6 073	4 771	2 412
46	10 936	10 296	7 163	4 666	110	4 635	7 346	5 671	2 675
47	10 083	9 513	7 069	4 720	111	4 763	6 670	5 420	2 622
48	9 855	9 393	6 742	4 777	112	4 703	7 139	5 634	2 663
49	7 900	7 771	5 694	4 013	113	4 619	6 978	5 724	2 502
50	8 939	8 189	6 639	4 839	114	3 906	5 974	5 017	2 152
51	8 120	8 064	6 446	4 941	115	4 450	6 959	5 783	2 474
52	7 846	8 309	6 288	5 325	116	4 630	7 010	6 460	2 528
53	6 518	6 920	5 582	5 436	117	4 480	6 755	6 915	2 372
54	7 466	7 617	6 463	8 003	118	3 857	6 045	6 726	2 027
55	7 312	7 537	6 630	10 579	119	4 416	6 829	8 876	2 347
56	7 113	7 406	6 931	15 428	120	4 430	6 606	10 461	2 254
57	6 889	7 376	7 051	21 463	121	4 449	6 910	12 539	2 183
58	6 018	6 182	6 201	24 934	122	4 574	6 879	16 157	2 112
59	6 992	7 212	7 628	37 106	123	4 013	5 931	15 504	1 834
60	7 030	7 280	7 292	44 272	124	4 500	6 884	21 116	2 039
61	6 920	7 181	7 359	49 682	125	4 476	6 844	25 509	1 945
62	6 710	6 915	7 566	53 171	126	4 496	7 049	28 379	1 989
63	5 943	6 071	6 519	48 342	127	4 060	6 240	27 551	1 724

Table 8b — Histogram data for image N4A (continued)

Data Value	Number of pixels having the data value				Data Value	Number of pixels having the data value			
	C	M	Y	K		C	M	Y	K
128	4 729	7 309	33 912	1 856	192	4 866	3 190	4 333	478
129	4 801	7 912	35 805	1 814	193	5 522	3 541	5 032	547
130	4 741	8 710	38 796	1 838	194	5 474	3 380	4 979	488
131	4 828	9 858	41 915	1 782	195	5 404	3 314	4 974	563
132	4 345	10 673	36 215	1 517	196	5 397	3 310	4 956	491
133	5 090	16 299	42 745	1 706	197	4 574	2 776	4 190	424
134	4 988	21 822	42 969	1 633	198	5 243	2 992	4 640	527
135	5 198	30 387	43 909	1 742	199	5 237	2 946	4 823	522
136	5 363	39 003	43 830	1 686	200	5 157	2 872	4 648	508
137	4 582	39 790	37 479	1 318	201	5 166	2 910	4 700	498
138	5 343	54 451	42 914	1 460	202	4 414	2 365	3 958	418
139	5 743	61 269	43 315	1 486	203	5 280	2 697	4 460	489
140	5 598	63 472	40 683	1 367	204	5 113	2 631	4 362	455
141	4 813	56 822	34 633	1 190	205	4 916	2 709	4 509	457
142	5 725	67 786	39 962	1 384	206	4 198	2 271	3 775	399
143	5 757	67 372	36 678	1 266	207	4 824	2 539	4 504	489
144	5 885	68 280	36 926	1 263	208	4 689	2 459	4 156	468
145	5 629	65 153	34 105	1 261	209	4 425	2 388	4 404	440
146	5 015	52 808	27 477	1 034	210	4 361	2 374	4 119	446
147	5 780	57 400	30 170	1 159	211	3 728	2 090	3 580	354
148	5 614	50 913	27 318	1 173	212	4 226	2 378	4 201	431
149	5 769	45 589	26 258	1 108	213	4 045	2 227	4 160	408
150	5 697	41 871	24 328	1 199	214	3 743	2 246	4 064	371
151	4 961	31 271	18 932	949	215	3 864	2 274	3 883	369
152	5 636	31 690	20 339	1 077	216	3 128	1 972	3 426	300
153	5 535	27 290	17 958	996	217	3 591	2 199	3 946	363
154	5 396	23 401	16 446	938	218	3 530	2 253	3 915	352
155	4 908	17 227	12 988	860	219	3 311	2 041	3 737	324
156	5 472	17 972	14 032	981	220	2 696	1 853	3 236	265
157	5 542	14 882	12 559	898	221	3 046	2 023	3 656	288
158	5 431	13 465	11 331	884	222	3 041	1 844	3 565	316
159	5 737	11 321	10 267	908	223	2 824	1 721	3 444	276
160	5 313	8 530	8 135	713	224	2 763	1 822	3 567	279
161	7 303	9 466	8 734	900	225	2 237	1 403	2 879	237
162	8 769	8 201	8 141	807	226	2 449	1 612	3 152	280
163	12 543	7 905	7 478	841	227	2 465	1 474	3 129	247
164	18 418	7 011	7 194	830	228	2 317	1 450	3 015	247
165	23 484	5 824	5 965	690	229	1 943	1 188	2 542	211
166	39 949	6 755	6 646	763	230	2 314	1 288	2 692	223
167	58 257	6 659	6 675	714	231	2 235	1 272	2 553	247
168	69 295	6 512	6 010	747	232	2 176	1 207	2 611	207
169	70 505	5 480	5 451	618	233	2 134	1 100	2 509	205
170	89 580	6 403	6 244	674	234	1 730	1 007	2 139	176
171	91 033	6 415	6 158	651	235	2 124	990	2 525	193
172	89 797	6 210	5 954	677	236	2 091	1 005	2 457	183
173	88 729	6 640	6 104	667	237	1 968	900	2 313	157
174	68 987	5 401	5 091	568	238	2 090	877	2 283	148
175	71 585	6 207	5 991	651	239	1 741	724	1 840	120
176	61 030	6 124	6 045	622	240	1 909	735	2 121	129
177	51 443	5 667	5 784	646	241	1 936	751	2 193	112
178	37 670	4 936	4 969	550	242	1 903	708	2 138	106
179	34 872	5 592	5 904	605	243	1 502	579	1 838	92
180	28 134	5 244	5 777	579	244	1 783	653	2 176	117
181	22 585	5 329	5 701	590	245	1 586	604	2 045	88
182	17 957	4 882	5 492	544	246	1 524	626	2 132	105
183	12 601	4 107	4 838	526	247	1 415	558	2 005	96
184	12 647	4 860	5 706	599	248	1 148	492	1 684	84
185	10 287	4 467	5 492	584	249	1 342	527	2 028	81
186	8 815	4 442	5 285	531	250	1 150	485	2 074	81
187	7 775	4 339	5 299	544	251	1 192	448	2 032	85
188	5 963	3 534	4 540	483	252	1 177	517	2 011	84
189	6 418	4 080	5 140	579	253	977	399	1 804	67
190	6 186	3 853	5 230	508	254	1 110	426	1 964	81
191	5 940	3 720	5 195	501	255	18 398	12 433	37 182	1 425

Table 9a — Histogram data for image N5

Data Value	Number of pixels having the data value				Data Value	Number of pixels having the data value			
	C	M	Y	K		C	M	Y	K
0	28 396	11 949	34 290	3 848 057	64	33 584	47 176	38 136	9 030
1	4 792	784	914	42 171	65	25 052	33 359	35 087	10 430
2	5 643	797	1 221	43 878	66	26 105	37 617	27 890	9 511
3	2 830	1 005	1 253	35 075	67	28 242	31 996	31 532	10 643
4	3 583	890	1 117	30 418	68	19 739	24 018	28 765	9 200
5	3 722	1 029	1 484	21 925	69	22 085	32 834	27 251	8 610
6	3 231	985	1 435	24 937	70	17 914	26 859	26 039	8 718
7	3 550	1 182	1 483	21 172	71	19 503	27 163	26 035	8 165
8	4 330	1 105	1 698	21 275	72	20 360	22 566	27 482	9 044
9	4 099	1 462	2 001	23 784	73	17 451	25 712	23 752	7 869
10	6 155	1 132	1 821	23 757	74	17 299	23 274	24 332	7 904
11	5 813	1 611	2 604	22 212	75	19 224	22 706	22 854	8 561
12	5 673	1 819	2 591	20 328	76	15 865	20 156	18 297	7 498
13	5 173	2 184	3 185	15 379	77	13 779	20 786	20 729	7 366
14	5 471	1 916	3 520	16 747	78	15 451	23 368	17 527	7 024
15	5 066	2 779	5 867	15 919	79	12 430	18 023	17 426	8 462
16	6 682	2 360	5 331	12 823	80	14 230	20 249	14 876	6 926
17	7 004	3 416	7 015	15 917	81	12 864	19 414	14 867	8 723
18	7 409	3 532	10 997	12 069	82	11 799	20 841	16 547	8 588
19	10 260	4 835	14 535	11 398	83	12 194	20 500	14 871	7 286
20	8 836	6 601	19 304	11 867	84	13 298	22 850	13 130	7 597
21	10 721	11 314	30 174	11 487	85	11 566	17 783	15 098	8 164
22	7 355	17 701	33 594	11 341	86	12 808	19 609	12 344	9 185
23	11 179	27 595	41 827	10 661	87	11 532	18 140	12 434	7 787
24	8 688	44 551	56 386	10 224	88	11 618	18 143	10 613	9 600
25	10 406	58 829	64 445	11 131	89	11 744	19 587	10 892	7 618
26	16 220	83 206	82 316	7 465	90	12 198	17 528	11 784	9 409
27	22 969	103 011	86 846	10 847	91	10 692	18 012	10 071	9 293
28	26 533	112 289	92 165	9 586	92	12 104	18 232	10 588	7 552
29	46 605	104 099	109 159	10 146	93	11 528	20 858	9 322	8 431
30	84 790	118 582	108 010	9 060	94	11 123	18 943	9 435	8 664
31	98 343	106 442	96 700	8 815	95	9 022	21 597	10 069	9 379
32	112 350	74 575	95 423	7 218	96	12 224	20 226	8 008	8 508
33	126 414	85 180	85 391	9 574	97	11 142	20 859	9 742	7 622
34	138 076	75 557	62 857	8 184	98	10 342	19 116	8 546	9 163
35	117 421	68 400	85 394	8 447	99	13 834	15 790	8 918	7 372
36	134 572	85 544	78 765	8 101	100	11 806	16 914	8 866	9 742
37	118 322	75 146	67 263	8 722	101	12 867	14 257	8 597	6 569
38	99 584	80 176	62 266	8 131	102	13 865	14 541	7 755	7 243
39	114 356	73 195	67 043	6 848	103	12 269	13 372	7 598	7 006
40	104 980	61 982	49 604	8 788	104	12 575	14 796	8 874	7 439
41	96 842	64 546	58 798	7 056	105	14 231	13 345	7 524	6 688
42	102 089	52 353	54 719	9 235	106	11 311	10 893	8 342	6 567
43	105 806	71 405	52 732	7 845	107	9 748	13 686	8 267	5 581
44	110 862	65 564	48 439	8 986	108	9 158	12 740	6 740	5 810
45	85 675	71 741	56 421	8 045	109	11 055	10 995	7 449	5 951
46	96 090	59 084	45 963	6 724	110	8 864	12 443	7 565	5 219
47	90 115	74 826	50 578	7 558	111	9 782	11 727	8 787	4 900
48	85 734	71 218	60 680	7 058	112	9 852	11 756	9 291	4 078
49	97 726	68 691	48 560	7 116	113	9 643	11 570	8 415	4 565
50	76 312	70 453	48 607	7 402	114	7 714	13 771	8 681	4 463
51	68 803	57 065	57 979	6 873	115	9 253	10 791	8 652	4 330
52	86 606	58 909	44 465	6 307	116	9 955	13 825	8 501	3 715
53	72 519	52 697	53 144	7 957	117	9 938	11 521	7 510	3 830
54	72 083	51 431	52 368	6 195	118	10 257	11 567	6 403	3 664
55	64 794	48 622	40 538	7 615	119	11 296	10 188	7 760	3 984
56	70 068	47 203	47 947	7 664	120	11 083	10 706	6 826	4 069
57	55 246	43 893	40 270	7 980	121	9 492	11 103	7 211	3 825
58	50 565	53 079	43 998	8 109	122	7 394	11 714	7 035	3 545
59	48 979	42 103	36 190	8 943	123	7 723	12 518	6 094	3 754
60	42 275	51 452	38 485	8 722	124	7 728	11 504	7 509	3 161
61	39 515	41 634	31 275	8 528	125	6 602	9 499	6 756	3 511
62	32 923	46 699	34 896	9 047	126	6 891	9 504	8 380	3 244
63	33 300	38 220	30 900	9 683	127	6 754	9 628	8 210	3 310

Table 9a — Histogram data for image N5 (continued)

Data Value	Number of pixels having the data value				Data Value	Number of pixels having the data value			
	C	M	Y	K		C	M	Y	K
128	7 078	10 141	8 930	3 310	192	9 037	12 154	21 952	580
129	7 114	9 916	7 434	3 244	193	10 739	11 722	15 905	576
130	6 208	10 618	9 310	3 204	194	9 807	10 864	17 708	468
131	6 649	9 093	11 746	3 108	195	11 496	10 751	20 505	585
132	6 903	10 587	8 667	3 128	196	9 723	10 164	17 797	498
133	6 573	9 418	9 439	2 867	197	12 535	10 020	17 612	412
134	7 643	9 886	10 213	2 746	198	12 106	11 143	23 307	385
135	7 962	8 887	11 215	3 234	199	14 747	10 490	17 305	293
136	6 530	9 590	11 166	2 422	200	12 595	9 446	19 864	341
137	8 990	9 095	11 649	3 172	201	14 587	9 521	19 981	288
138	7 520	8 571	10 762	2 396	202	15 305	10 145	19 463	258
139	8 287	8 946	13 215	2 831	203	14 713	7 804	21 493	233
140	8 949	8 107	10 583	2 737	204	16 876	9 045	20 377	201
141	8 870	8 663	13 125	2 475	205	16 149	10 186	21 165	201
142	8 294	9 863	11 983	2 746	206	18 285	9 912	18 579	199
143	8 194	9 616	12 964	2 392	207	14 000	9 711	22 140	137
144	8 465	8 774	10 724	2 573	208	16 788	8 075	19 890	126
145	10 239	8 080	13 318	2 648	209	14 963	8 876	20 278	142
146	9 537	9 232	11 511	2 304	210	17 111	9 360	22 329	84
147	10 575	10 121	14 075	2 562	211	14 417	7 210	23 013	94
148	9 008	9 264	11 566	2 333	212	11 740	7 312	23 874	62
149	9 102	9 383	12 492	2 217	213	14 278	7 615	19 803	83
150	8 044	10 024	13 207	2 467	214	10 888	7 933	26 809	87
151	9 110	10 963	13 508	2 414	215	11 006	8 775	22 191	55
152	8 317	13 191	14 074	1 860	216	9 051	6 344	22 059	63
153	8 716	10 128	14 207	2 050	217	8 696	8 464	20 734	76
154	10 809	11 018	12 823	2 258	218	7 465	7 156	20 497	62
155	7 991	8 715	15 081	1 778	219	7 812	7 275	18 218	52
156	9 465	10 960	12 339	2 111	220	7 287	8 337	16 391	51
157	8 788	9 307	16 000	1 907	221	7 850	7 532	16 789	52
158	9 014	11 124	14 521	1 846	222	6 644	7 908	15 619	34
159	11 664	10 630	15 717	1 540	223	5 741	7 740	15 538	38
160	9 742	10 915	11 878	1 685	224	3 979	7 460	14 914	24
161	12 500	11 032	16 957	1 727	225	4 311	7 748	16 017	31
162	11 376	12 603	16 433	1 784	226	3 347	7 909	11 331	17
163	11 731	11 755	13 221	1 474	227	4 051	7 968	12 709	21
164	13 043	13 074	15 707	1 634	228	3 351	8 226	13 281	11
165	12 211	14 136	16 177	1 550	229	3 324	7 837	11 226	7
166	12 187	16 387	13 789	1 780	230	2 751	7 436	9 590	3
167	14 838	12 619	13 522	1 547	231	3 043	7 727	9 642	3
168	14 358	16 098	13 629	1 528	232	2 940	7 413	8 919	1
169	12 882	14 906	13 562	1 480	233	2 749	7 992	6 887	0
170	15 097	17 981	13 719	1 500	234	2 431	8 229	6 839	1
171	13 709	13 681	10 442	1 485	235	2 425	8 030	5 200	1
172	16 384	17 701	14 737	1 384	236	2 128	7 711	5 714	3
173	14 493	14 982	13 795	1 578	237	2 455	6 842	4 268	3
174	13 546	17 028	12 090	1 303	238	2 297	9 077	3 469	1
175	15 857	17 002	14 303	1 197	239	2 196	4 539	2 811	1
176	12 386	16 974	14 211	1 513	240	1 760	5 223	2 969	2
177	13 164	14 939	16 341	1 064	241	1 996	3 426	2 617	0
178	14 661	15 987	17 515	1 259	242	1 722	2 363	2 493	1
179	12 423	16 050	17 278	1 052	243	1 617	2 002	1 958	2
180	11 757	18 159	18 349	1 123	244	1 544	1 688	2 094	0
181	10 631	16 641	15 543	923	245	1 704	1 761	1 902	0
182	11 434	17 173	18 090	956	246	1 472	1 625	1 807	0
183	10 430	15 411	15 729	957	247	1 591	1 661	1 778	1
184	12 128	14 793	16 967	831	248	1 368	1 666	1 743	1
185	11 552	15 773	15 879	832	249	1 494	1 382	1 729	1
186	11 269	15 243	17 878	800	250	1 103	1 421	1 582	0
187	13 378	12 204	17 948	719	251	1 454	1 324	1 214	0
188	11 171	14 491	19 284	786	252	1 217	1 330	1 507	1
189	11 175	14 223	17 478	683	253	1 342	1 135	1 178	0
190	9 989	11 266	17 636	643	254	1 173	1 092	1 129	0
191	11 534	12 009	15 916	686	255	26 500	12 717	13 094	3

Table 9b — Histogram data for image N5A

Data Value	Number of pixels having the data value				Data Value	Number of pixels having the data value			
	C	M	Y	K		C	M	Y	K
0	146 849	287 136	345 861	2 455 816	64	6 561	9 657	7 975	3 359
1	20 272	49 536	47 421	4 502	65	6 141	9 134	7 831	3 772
2	25 082	44 025	40 451	3 635	66	6 060	9 272	7 312	3 544
3	40 381	50 903	47 426	4 364	67	5 041	7 917	6 251	3 011
4	47 155	44 348	43 477	4 064	68	5 778	9 024	6 985	3 687
5	51 393	37 233	40 916	3 850	69	5 731	9 377	6 987	3 768
6	55 673	35 809	38 200	4 004	70	5 654	9 437	6 805	3 671
7	50 129	30 079	31 202	3 346	71	5 752	9 707	6 684	3 724
8	60 279	34 708	34 535	4 036	72	4 849	7 850	5 440	3 283
9	57 041	33 102	34 846	3 959	73	5 437	8 758	6 276	3 776
10	58 165	35 425	33 898	3 803	74	5 579	8 717	5 986	3 873
11	54 785	35 062	31 534	3 815	75	5 256	8 459	5 503	3 790
12	43 208	30 064	26 172	3 251	76	4 690	7 438	4 797	3 417
13	47 617	34 586	28 924	3 682	77	5 222	8 235	5 313	3 853
14	49 877	32 966	28 675	3 713	78	5 281	8 389	4 933	3 940
15	48 399	29 765	25 868	3 701	79	5 440	8 254	4 904	3 955
16	40 808	24 848	21 765	3 171	80	5 402	8 090	4 776	4 017
17	46 293	28 239	24 987	3 789	81	4 560	7 117	3 960	3 454
18	46 171	27 448	24 230	3 864	82	5 373	8 703	4 702	4 125
19	46 352	29 571	23 828	3 864	83	5 170	9 171	4 388	3 930
20	47 327	30 508	23 751	3 983	84	5 187	9 298	4 405	3 919
21	37 461	25 776	20 336	3 251	85	4 907	9 600	4 366	3 955
22	41 272	30 751	23 387	3 683	86	4 409	8 109	3 619	3 351
23	41 727	30 250	23 194	3 385	87	5 155	9 300	4 129	3 989
24	40 973	31 520	23 530	3 398	88	5 262	9 188	4 189	3 862
25	35 266	28 140	20 928	3 059	89	5 286	8 506	4 099	3 899
26	40 141	31 259	24 572	3 241	90	4 642	6 863	3 419	3 199
27	39 815	30 539	23 410	3 296	91	5 637	7 374	4 040	3 568
28	36 344	29 969	23 319	3 290	92	5 664	7 332	4 013	3 860
29	34 467	27 882	23 831	3 333	93	5 983	7 047	3 948	3 569
30	30 047	23 006	19 932	2 818	94	6 006	6 793	3 815	3 429
31	36 022	26 151	23 029	3 218	95	5 216	5 625	3 233	2 926
32	33 445	24 207	22 672	3 293	96	6 066	6 214	3 660	3 235
33	32 350	23 282	21 899	3 253	97	6 130	6 313	3 696	3 199
34	30 868	22 348	20 995	3 390	98	6 104	5 945	3 643	3 071
35	25 717	19 028	17 662	3 016	99	5 434	5 896	3 667	2 886
36	28 897	21 953	20 189	3 482	100	4 198	4 866	3 069	2 449
37	26 426	21 981	19 306	3 661	101	4 750	5 702	3 503	2 638
38	23 748	21 975	18 810	3 672	102	4 426	5 439	3 376	2 633
39	18 890	18 554	15 484	3 244	103	4 500	5 377	3 444	2 533
40	20 857	21 067	17 255	3 909	104	3 764	4 702	3 052	2 063
41	19 123	21 438	16 608	3 995	105	4 380	5 458	3 640	2 291
42	18 431	20 752	16 238	4 139	106	4 388	5 315	3 790	2 161
43	16 018	20 226	15 828	4 233	107	4 258	5 318	4 032	2 042
44	13 146	17 075	13 497	3 768	108	4 287	5 242	3 903	2 050
45	14 836	18 786	14 957	4 313	109	3 529	4 675	3 390	1 718
46	13 898	18 574	15 430	4 293	110	4 092	5 835	3 990	1 920
47	12 466	16 656	14 913	4 519	111	4 196	5 625	3 931	1 871
48	12 311	16 445	14 487	4 611	112	4 245	5 826	3 647	1 790
49	9 843	13 150	12 155	3 873	113	4 458	5 612	3 669	1 776
50	11 246	14 200	13 664	4 300	114	3 913	4 580	2 960	1 479
51	10 087	13 222	13 346	4 246	115	4 889	5 048	3 226	1 647
52	9 812	13 182	12 882	4 184	116	5 193	5 065	3 256	1 770
53	7 982	10 922	10 684	3 511	117	5 183	4 885	3 143	1 675
54	9 056	12 373	12 457	4 052	118	3 870	4 256	2 628	1 420
55	8 620	11 838	11 980	3 939	119	4 139	5 155	3 180	1 584
56	8 720	11 259	11 814	3 718	120	3 684	5 209	3 180	1 728
57	8 394	11 065	11 249	3 770	121	3 374	5 434	3 054	1 663
58	7 080	9 447	9 322	3 056	122	3 403	5 313	3 368	1 574
59	8 308	10 760	10 622	3 689	123	2 786	4 068	2 923	1 309
60	7 926	10 065	10 019	3 566	124	3 161	4 554	3 319	1 524
61	7 510	9 853	9 286	3 529	125	3 158	4 324	3 518	1 416
62	6 861	9 602	9 038	3 465	126	3 103	4 412	3 661	1 445
63	5 712	8 136	7 227	3 079	127	2 791	3 990	3 392	1 280

Table 9b — Histogram data for image N5A (continued)

Data Value	Number of pixels having the data value				Data Value	Number of pixels having the data value			
	C	M	Y	K		C	M	Y	K
128	3 020	4 507	3 963	1 419	192	4 987	6 240	6 892	452
129	3 091	4 745	3 800	1 364	193	5 620	7 394	8 026	504
130	2 990	4 597	4 168	1 452	194	5 316	7 803	7 696	475
131	3 030	4 564	4 490	1 399	195	5 132	8 001	7 874	456
132	2 555	3 899	3 754	1 180	196	5 185	7 610	7 727	442
133	3 224	4 642	4 400	1 390	197	4 280	6 470	6 656	334
134	3 152	4 150	4 666	1 329	198	4 826	7 179	7 255	450
135	3 279	4 277	4 779	1 315	199	4 968	6 918	7 431	387
136	3 310	4 194	4 768	1 298	200	5 338	6 876	7 610	434
137	2 870	3 631	4 247	1 121	201	5 763	6 656	7 887	406
138	3 461	4 117	5 020	1 212	202	4 736	5 468	6 851	300
139	3 802	4 186	5 261	1 245	203	5 406	6 124	8 053	353
140	3 728	3 992	5 151	1 190	204	5 281	6 322	8 333	366
141	3 355	3 471	4 511	1 041	205	5 180	6 073	8 181	324
142	3 894	4 130	5 370	1 241	206	4 228	5 109	7 016	247
143	3 915	4 019	5 359	1 205	207	4 735	5 740	8 070	304
144	4 028	4 088	5 739	1 162	208	4 675	5 424	7 740	305
145	3 857	4 096	5 397	1 165	209	4 391	5 293	8 503	307
146	3 279	3 577	4 845	981	210	4 707	5 233	7 994	246
147	3 888	4 122	5 669	1 168	211	3 970	4 145	7 089	218
148	4 059	4 122	5 440	1 187	212	4 807	4 932	8 273	284
149	4 328	3 971	5 762	1 044	213	5 048	4 688	8 424	253
150	4 600	4 139	5 632	1 085	214	4 986	4 752	8 360	234
151	3 912	3 536	4 841	906	215	5 366	4 617	8 623	226
152	4 398	4 178	5 754	1 048	216	4 705	4 070	7 520	181
153	4 079	4 133	5 656	1 075	217	5 777	4 657	8 971	240
154	4 057	4 166	5 747	1 048	218	6 283	4 610	8 871	193
155	3 463	3 883	5 105	866	219	6 061	4 332	9 026	187
156	3 986	4 875	6 026	1 054	220	5 569	3 743	7 790	174
157	4 046	5 189	5 982	1 011	221	6 611	4 249	9 011	163
158	4 036	5 367	6 077	935	222	6 876	4 320	9 014	183
159	4 011	4 947	6 261	952	223	6 995	4 107	8 987	181
160	3 503	4 314	5 482	811	224	7 440	4 095	9 262	152
161	4 401	4 897	6 361	994	225	6 481	3 507	7 787	129
162	3 963	4 533	6 501	929	226	7 379	4 316	9 045	132
163	4 169	4 592	6 186	907	227	7 590	4 410	9 091	109
164	4 169	4 482	6 721	846	228	7 172	4 367	9 373	119
165	3 621	4 041	5 688	744	229	6 531	3 610	8 151	117
166	4 344	4 732	6 628	831	230	7 249	4 020	9 429	107
167	4 861	4 970	6 927	826	231	7 074	3 733	9 601	98
168	4 851	4 983	6 557	766	232	7 066	3 760	9 849	93
169	4 465	4 371	5 878	687	233	6 570	3 537	10 095	67
170	5 169	5 188	7 077	795	234	5 348	3 000	8 717	66
171	5 298	5 379	6 987	708	235	5 870	3 524	10 462	71
172	5 644	5 740	6 568	703	236	5 693	3 574	10 055	64
173	5 941	5 942	7 038	694	237	5 097	3 433	10 935	57
174	4 779	5 383	5 811	559	238	4 798	3 576	10 414	45
175	5 069	6 248	6 836	656	239	3 781	3 042	8 833	44
176	5 540	6 551	6 468	687	240	4 161	3 460	9 968	50
177	6 388	6 340	6 270	636	241	3 894	3 475	9 441	39
178	5 660	5 856	5 468	601	242	3 486	3 451	8 984	34
179	6 397	6 904	6 082	665	243	2 803	2 911	7 401	34
180	6 180	7 079	5 844	649	244	3 352	3 387	8 080	34
181	6 476	7 638	5 882	640	245	3 397	3 578	7 675	25
182	6 391	7 288	5 587	592	246	3 427	3 458	7 649	19
183	5 737	6 198	4 890	561	247	3 238	3 491	7 297	24
184	6 866	7 566	6 017	569	248	2 418	3 023	6 023	12
185	6 618	7 004	5 909	612	249	2 447	3 570	6 670	14
186	6 624	7 440	6 039	593	250	2 040	3 470	6 547	20
187	6 546	7 681	6 246	561	251	1 899	3 506	6 524	18
188	5 553	6 515	5 559	490	252	1 828	3 590	6 200	12
189	6 002	7 412	6 808	557	253	1 477	3 046	5 132	9
190	6 166	7 166	7 505	509	254	1 747	3 686	5 762	11
191	5 972	7 232	7 630	521	255	46 839	76 669	75 325	136

Table 10a — Histogram data for image N6

Data Value	Number of pixels having the data value				Data Value	Number of pixels having the data value			
	C	M	Y	K		C	M	Y	K
0	6 361	1 822	2 036	1 291 114	64	19 138	10 636	36 083	10 575
1	810	426	171	32 985	65	15 126	8 192	34 362	11 771
2	1 226	460	233	38 775	66	16 983	9 863	27 499	10 493
3	760	550	271	35 366	67	19 567	8 525	31 633	12 240
4	1 179	487	260	37 263	68	14 281	6 459	29 174	11 046
5	1 293	575	345	30 065	69	16 775	8 988	28 227	10 504
6	1 257	592	353	35 616	70	13 798	7 037	27 551	10 927
7	1 255	779	384	30 791	71	16 108	7 533	27 914	10 513
8	1 449	871	487	30 347	72	17 045	6 200	30 176	11 775
9	1 212	1 309	586	32 389	73	14 568	7 461	26 698	10 536
10	1 670	1 256	690	29 852	74	14 955	6 915	28 423	10 608
11	1 493	1 862	1 163	29 536	75	16 869	7 300	28 095	11 365
12	1 723	2 316	1 539	31 530	76	14 697	6 742	23 859	10 650
13	1 756	2 810	2 156	26 609	77	13 224	7 261	28 433	10 473
14	2 211	2 337	2 783	29 660	78	15 304	8 277	25 522	10 029
15	2 026	3 190	4 623	29 384	79	12 515	6 732	26 324	11 981
16	2 396	2 497	4 077	24 345	80	14 094	7 640	23 578	9 789
17	2 450	3 301	4 838	31 712	81	13 166	7 336	24 257	12 594
18	2 286	3 271	6 276	25 271	82	12 057	8 030	27 464	12 659
19	2 999	3 609	6 298	24 407	83	12 034	8 259	25 394	10 628
20	2 706	3 824	6 903	27 100	84	13 248	9 886	22 983	11 422
21	3 911	4 408	9 519	26 349	85	11 291	8 059	26 782	12 226
22	3 025	4 422	9 749	26 126	86	11 865	9 718	23 058	14 046
23	4 662	4 861	12 307	24 719	87	10 588	9 843	23 671	12 219
24	3 642	5 618	18 087	24 107	88	10 226	10 314	20 737	15 632
25	4 120	5 116	22 644	26 447	89	9 949	11 113	21 319	12 780
26	5 067	5 838	31 271	17 415	90	10 167	10 698	23 994	16 200
27	5 130	6 483	32 471	25 692	91	9 017	11 012	20 509	16 362
28	4 257	7 208	32 933	21 936	92	10 581	11 127	21 772	14 283
29	5 213	6 730	38 059	23 350	93	10 144	12 507	19 018	15 715
30	6 426	8 699	36 739	21 187	94	9 653	11 250	19 553	16 040
31	5 485	10 138	33 198	20 140	95	7 907	12 614	20 733	17 824
32	5 542	9 105	33 437	16 423	96	11 240	12 137	16 602	16 818
33	6 233	12 825	30 411	21 334	97	10 116	13 661	20 251	15 103
34	6 977	13 950	21 928	17 613	98	9 386	13 996	17 844	18 410
35	6 247	14 934	29 503	17 347	99	12 256	12 857	18 855	15 090
36	7 758	20 964	27 310	16 633	100	10 189	14 348	18 709	20 221
37	7 927	19 769	24 177	17 836	101	11 059	12 852	18 714	14 428
38	7 612	22 044	22 880	16 563	102	11 571	14 049	17 156	16 266
39	9 712	21 398	25 164	13 665	103	9 701	13 830	17 142	16 292
40	9 276	19 862	19 482	17 435	104	10 019	16 538	20 378	17 069
41	9 230	20 840	24 349	13 223	105	12 607	16 073	17 039	16 157
42	10 929	16 514	23 676	16 088	106	11 661	13 985	19 408	16 502
43	12 775	21 059	24 256	13 013	107	11 143	17 734	19 247	14 395
44	14 988	17 593	23 295	14 703	108	10 468	17 506	15 545	15 591
45	12 438	17 575	27 960	13 775	109	13 211	15 705	16 574	16 898
46	14 625	13 178	23 005	11 367	110	10 522	18 304	16 420	15 457
47	14 129	15 259	25 568	12 853	111	11 651	17 916	18 040	15 054
48	13 821	13 487	30 445	11 401	112	11 497	18 188	18 109	13 234
49	16 166	12 472	24 308	11 859	113	11 337	17 616	16 092	15 586
50	13 231	12 999	24 349	12 044	114	8 759	20 624	17 248	15 719
51	12 601	10 997	29 113	11 117	115	10 126	15 931	17 507	15 821
52	16 743	11 591	22 810	10 048	116	10 950	20 567	18 166	14 672
53	15 155	10 700	28 313	13 043	117	10 245	18 316	17 319	15 122
54	16 566	10 779	29 576	9 294	118	9 577	19 698	15 366	14 886
55	16 246	10 225	24 587	11 279	119	10 388	17 910	19 794	16 459
56	19 025	9 892	30 449	10 690	120	10 876	19 963	17 351	17 564
57	16 430	8 992	27 075	10 617	121	11 020	21 086	18 751	17 217
58	16 314	10 694	31 565	10 267	122	9 887	20 859	18 620	16 546
59	17 059	8 203	28 123	11 129	123	11 682	22 774	16 159	18 352
60	16 224	10 153	31 265	10 546	124	11 888	23 326	19 358	15 383
61	16 714	8 397	26 767	10 111	125	11 109	21 226	16 918	17 822
62	15 169	9 491	31 010	10 687	126	11 516	22 888	19 906	17 247
63	16 725	8 140	28 645	11 167	127	11 228	23 794	19 061	17 844

Table 10a — Histogram data for image N6 (continued)

Data Value	Number of pixels having the data value				Data Value	Number of pixels having the data value			
	C	M	Y	K		C	M	Y	K
128	12 398	24 316	20 560	18 581	192	27 646	242 063	2 131	263
129	12 378	24 093	16 711	19 387	193	35 818	267 820	1 444	201
130	11 149	26 657	21 015	18 884	194	35 497	245 874	1 385	145
131	12 269	24 085	25 335	19 442	195	45 070	210 732	1 361	123
132	12 671	28 038	19 027	20 828	196	41 174	158 064	1 032	102
133	11 838	25 955	21 454	20 229	197	56 784	114 729	784	79
134	13 660	27 041	23 755	18 946	198	57 406	94 343	1 016	78
135	13 471	24 183	26 232	23 868	199	67 794	64 488	632	76
136	11 265	25 990	26 390	17 878	200	56 448	41 046	683	78
137	14 692	24 376	28 116	25 077	201	62 928	27 933	554	57
138	12 280	23 250	26 183	20 764	202	67 304	19 526	522	64
139	13 435	24 677	32 188	25 337	203	71 879	9 838	507	59
140	14 427	22 294	25 258	27 470	204	104 356	7 813	434	47
141	15 252	24 115	31 804	27 118	205	138 691	5 386	454	58
142	15 165	27 288	29 383	32 517	206	229 646	3 717	340	46
143	15 411	26 390	31 862	28 984	207	234 215	3 211	394	49
144	15 475	23 925	25 768	35 931	208	337 518	2 446	293	38
145	18 474	22 242	31 719	39 159	209	308 911	2 547	268	51
146	16 716	25 037	27 543	36 243	210	277 330	2 532	213	29
147	19 438	26 566	32 808	43 055	211	150 093	1 829	191	30
148	17 910	24 178	26 956	41 930	212	76 376	1 880	212	40
149	19 061	24 419	29 096	42 653	213	51 398	1 814	156	32
150	17 917	22 971	30 465	50 561	214	20 165	1 735	207	23
151	20 223	22 913	32 138	53 829	215	10 400	1 837	166	25
152	19 169	25 594	33 522	44 735	216	4 309	1 350	154	27
153	20 920	20 938	35 191	48 966	217	2 137	1 538	152	19
154	25 997	22 943	32 065	55 019	218	975	1 318	135	23
155	20 524	18 151	38 391	48 537	219	674	1 334	127	16
156	24 966	22 304	32 770	58 488	220	469	1 495	118	6
157	23 696	17 425	42 614	54 264	221	430	1 257	114	15
158	24 813	20 588	40 479	51 484	222	365	1 313	110	6
159	31 508	18 582	45 759	45 320	223	395	1 394	119	10
160	25 933	18 126	37 386	48 346	224	291	1 337	104	10
161	32 315	17 247	57 646	47 451	225	337	1 444	105	6
162	27 519	18 345	63 038	47 572	226	257	1 558	57	7
163	26 377	16 223	57 173	39 700	227	327	1 651	42	3
164	29 122	16 947	78 641	38 985	228	258	1 896	46	6
165	28 644	18 060	95 533	34 083	229	294	2 107	25	2
166	26 662	19 892	95 792	35 772	230	248	2 408	31	3
167	28 626	15 376	110 135	30 924	231	257	2 829	16	1
168	28 012	18 840	125 720	28 087	232	263	3 238	21	1
169	26 576	17 286	132 838	25 970	233	263	4 085	9	2
170	30 951	19 899	134 398	25 456	234	243	4 674	8	1
171	28 644	15 824	102 205	23 482	235	241	5 420	7	0
172	33 537	21 631	121 938	21 435	236	208	6 280	1	2
173	30 052	18 562	92 152	23 360	237	247	7 003	0	0
174	27 495	20 856	65 901	18 890	238	216	11 329	0	1
175	31 571	22 354	61 427	16 864	239	237	7 002	0	1
176	24 103	24 918	49 505	20 463	240	195	10 039	0	0
177	24 346	23 403	46 588	13 283	241	220	7 970	0	0
178	26 375	26 968	40 769	14 419	242	189	5 318	0	0
179	21 816	28 786	31 938	11 283	243	154	3 870	0	0
180	20 997	34 062	26 326	10 671	244	176	2 335	0	0
181	19 739	33 568	17 617	7 187	245	197	1 621	0	0
182	22 299	41 072	14 790	6 661	246	179	888	0	0
183	19 950	44 022	8 787	5 560	247	147	507	0	0
184	22 870	51 879	6 371	3 902	248	152	293	0	0
185	18 571	67 686	4 095	2 965	249	121	172	0	0
186	17 899	83 625	3 247	2 088	250	87	135	0	0
187	24 260	79 839	2 573	1 532	251	98	117	0	0
188	19 968	112 536	2 259	1 238	252	54	59	0	0
189	21 241	140 303	2 057	706	253	60	71	0	0
190	23 247	142 996	1 868	463	254	27	64	0	0
191	31 435	191 973	1 652	368	255	64	416	0	0

Table 10b — Histogram data for image N6A

Data Value	Number of pixels having the data value				Data Value	Number of pixels having the data value			
	C	M	Y	K		C	M	Y	K
0	42 197	46 325	121 066	1 178 245	64	6 406	3 344	11 723	4 862
1	2 383	3 322	16 459	10 170	65	6 140	3 395	11 942	5 070
2	2 172	2 980	14 288	8 463	66	6 152	3 380	11 434	4 906
3	2 758	3 950	16 439	9 553	67	5 216	3 079	9 650	4 357
4	2 593	4 363	15 077	9 206	68	5 873	3 442	11 377	5 283
5	2 627	4 463	14 749	8 621	69	5 580	3 645	11 426	5 317
6	2 716	5 116	13 716	8 830	70	5 541	3 774	11 349	5 175
7	2 450	5 050	10 956	7 213	71	5 762	4 035	11 282	5 536
8	3 069	6 828	12 089	8 347	72	4 741	3 494	9 636	4 874
9	3 047	7 451	12 009	7 920	73	5 276	4 056	11 112	5 775
10	3 326	8 729	12 181	7 667	74	5 125	4 308	10 840	5 873
11	3 420	9 150	11 275	7 673	75	4 872	4 405	10 729	5 907
12	3 106	8 362	9 465	6 357	76	4 257	3 943	9 055	5 494
13	3 765	9 669	10 661	7 359	77	4 552	4 652	10 115	6 544
14	4 176	9 801	10 567	7 102	78	4 525	4 984	10 024	6 316
15	4 193	9 384	10 023	7 255	79	4 582	5 039	10 170	6 681
16	3 720	7 707	8 845	5 870	80	4 350	5 067	9 656	7 052
17	4 610	8 890	10 447	6 615	81	3 827	4 413	8 080	5 975
18	5 181	8 604	10 688	6 634	82	4 507	5 333	9 423	7 441
19	5 531	8 670	10 846	6 540	83	4 475	5 344	9 051	7 263
20	6 199	8 438	11 214	6 428	84	4 385	5 342	8 910	7 407
21	5 401	6 624	9 856	5 129	85	4 267	5 593	8 910	7 623
22	6 282	7 525	11 798	6 013	86	3 768	4 851	7 494	6 384
23	6 491	6 682	11 368	5 782	87	4 598	5 653	8 290	7 663
24	6 461	6 657	11 776	5 625	88	4 792	5 982	8 618	7 788
25	5 658	5 560	10 386	4 677	89	4 593	6 118	8 397	7 773
26	6 444	5 903	12 252	5 285	90	4 125	5 298	7 278	6 606
27	6 576	5 728	11 771	5 242	91	5 124	5 996	8 401	7 566
28	6 260	5 612	11 578	5 217	92	4 865	6 236	8 350	7 869
29	6 386	5 310	12 151	5 102	93	5 032	6 320	8 514	7 508
30	5 698	4 401	10 042	4 358	94	4 963	6 331	8 067	7 459
31	7 142	5 026	11 936	5 089	95	4 070	5 482	7 119	6 560
32	7 131	4 868	12 328	5 165	96	4 731	6 720	8 141	7 447
33	7 286	4 857	12 601	5 012	97	4 855	7 061	8 442	7 316
34	7 593	4 673	12 378	4 929	98	5 186	6 911	8 226	7 286
35	6 757	3 860	11 055	4 200	99	5 301	7 299	8 447	7 485
36	8 036	4 561	13 010	4 871	100	4 488	6 381	7 110	6 126
37	7 954	4 454	13 000	4 851	101	5 158	7 610	8 248	6 921
38	7 604	4 474	13 197	4 860	102	5 095	7 563	7 714	7 196
39	6 352	3 642	11 603	4 008	103	5 490	7 695	7 822	7 141
40	7 498	4 059	13 399	4 792	104	4 548	6 703	6 658	6 005
41	7 536	4 205	13 605	4 857	105	5 208	8 209	7 711	6 902
42	7 607	4 162	13 400	4 819	106	5 193	8 207	7 745	6 810
43	7 205	4 141	13 623	4 806	107	5 061	8 129	7 811	6 637
44	6 374	3 507	12 193	4 186	108	4 973	8 271	7 689	6 800
45	7 573	4 006	14 104	4 876	109	4 073	7 068	6 735	5 974
46	7 794	4 164	14 746	5 029	110	4 545	8 663	7 859	7 082
47	7 593	4 099	14 688	5 071	111	4 605	8 270	7 934	7 048
48	7 886	4 317	14 158	5 069	112	4 704	8 736	7 782	6 846
49	6 897	3 461	11 959	4 526	113	4 710	8 461	8 015	7 070
50	7 729	3 799	13 601	5 111	114	3 966	7 348	6 899	6 168
51	7 272	3 472	13 349	5 053	115	4 487	8 628	7 861	7 206
52	7 344	3 668	13 291	5 032	116	4 721	9 035	8 360	7 479
53	6 030	2 911	11 181	4 244	117	4 654	8 909	8 139	7 400
54	6 977	3 426	13 234	5 187	118	4 199	7 948	6 977	6 703
55	7 205	3 233	12 553	4 934	119	4 877	9 505	8 235	7 539
56	7 180	3 034	12 894	5 012	120	4 783	9 497	8 340	7 540
57	7 062	3 162	12 829	4 791	121	5 102	9 925	8 051	7 776
58	5 949	2 765	10 753	4 209	122	5 545	10 394	8 480	7 859
59	7 136	3 236	12 748	4 966	123	4 495	8 596	7 034	6 823
60	7 148	3 241	12 324	4 929	124	5 138	10 220	8 325	7 827
61	6 719	3 180	11 882	4 883	125	5 262	10 384	8 509	8 134
62	6 451	3 300	12 060	4 916	126	5 206	10 690	8 489	8 224
63	5 646	3 009	10 373	4 172	127	4 693	9 721	7 635	7 248

Table 10b — Histogram data for image N6A (continued)

Data Value	Number of pixels having the data value				Data Value	Number of pixels having the data value			
	C	M	Y	K		C	M	Y	K
128	5 455	11 155	8 930	8 305	192	8 974	10 943	13 776	5 026
129	5 369	11 219	8 908	8 586	193	9 720	13 608	13 783	5 094
130	5 367	11 616	9 095	8 636	194	9 594	14 615	11 291	4 443
131	5 609	11 273	9 795	8 652	195	9 571	16 054	8 947	3 788
132	4 869	10 294	8 283	7 662	196	9 682	17 506	6 747	3 140
133	5 708	12 264	9 974	9 277	197	8 256	16 669	4 286	2 271
134	5 643	12 056	10 180	9 157	198	9 429	21 424	3 705	2 247
135	5 924	11 866	10 749	9 004	199	9 450	24 481	2 690	1 745
136	5 845	11 329	11 306	9 595	200	8 856	28 121	1 952	1 329
137	5 048	9 883	10 150	8 302	201	9 207	33 527	1 580	1 041
138	5 709	11 262	11 997	9 406	202	8 025	31 696	1 126	675
139	6 203	11 331	12 916	10 570	203	9 663	41 624	1 114	589
140	5 917	10 789	12 714	10 218	204	9 369	49 417	1 032	485
141	5 192	9 420	10 880	9 446	205	9 775	58 691	907	355
142	6 254	10 867	13 288	11 646	206	9 050	58 301	803	215
143	6 439	10 781	13 097	12 201	207	11 739	79 300	879	199
144	6 881	11 250	13 981	12 808	208	13 101	91 468	855	168
145	6 749	11 635	13 515	13 723	209	13 376	105 563	832	121
146	6 172	9 827	11 643	12 141	210	14 881	112 973	746	93
147	7 079	11 461	13 567	14 585	211	13 906	97 680	634	71
148	7 229	11 140	13 029	15 761	212	17 526	110 360	667	82
149	7 810	11 126	13 524	16 751	213	19 181	96 028	582	40
150	7 975	11 331	13 545	17 581	214	20 442	79 679	512	50
151	7 011	9 607	11 441	15 427	215	23 667	64 051	455	40
152	8 522	11 235	13 522	18 862	216	21 747	44 429	334	38
153	8 372	10 970	13 222	19 504	217	27 601	39 511	390	43
154	8 320	10 995	13 630	20 340	218	29 088	29 341	342	43
155	7 269	9 431	11 620	17 943	219	27 556	19 904	314	42
156	8 654	11 113	14 159	22 395	220	24 065	11 770	245	18
157	8 937	10 640	14 303	22 601	221	28 362	9 759	237	32
158	8 992	10 735	14 754	22 330	222	29 953	6 638	233	35
159	9 541	10 165	15 344	23 220	223	33 237	4 343	216	30
160	8 719	8 663	13 317	20 303	224	42 230	3 176	245	25
161	10 704	10 012	15 925	24 292	225	45 903	1 884	201	27
162	10 291	9 265	16 263	23 618	226	70 639	1 824	200	26
163	10 771	9 465	16 655	24 534	227	95 078	1 496	180	23
164	11 027	8 618	17 532	24 128	228	114 507	1 356	156	29
165	9 644	7 510	15 547	20 616	229	122 143	1 110	134	25
166	11 989	8 702	18 653	23 407	230	150 609	1 094	151	31
167	13 184	8 567	20 018	23 065	231	143 806	1 053	118	32
168	12 957	8 233	20 332	22 236	232	120 850	1 035	101	15
169	11 616	6 974	19 040	18 468	233	81 547	951	87	16
170	13 410	7 973	24 545	20 881	234	45 824	770	80	15
171	12 891	7 851	26 863	19 932	235	32 661	849	89	14
172	12 505	7 795	28 989	18 663	236	18 632	834	81	16
173	12 977	8 049	34 264	18 401	237	9 367	808	87	17
174	11 047	6 792	31 913	14 531	238	4 650	738	73	15
175	12 587	8 092	41 981	15 955	239	1 926	676	71	8
176	12 362	8 256	45 720	15 333	240	1 250	678	68	14
177	12 624	7 891	50 348	14 076	241	680	652	83	9
178	11 173	6 986	48 050	11 804	242	373	640	69	6
179	12 597	8 205	57 752	12 708	243	226	533	50	13
180	12 700	8 153	59 389	11 742	244	224	601	67	7
181	13 340	8 440	58 520	11 342	245	177	635	60	2
182	13 343	8 199	54 149	10 911	246	168	622	64	7
183	12 195	7 279	44 584	9 128	247	148	608	73	6
184	14 729	9 138	48 860	10 321	248	163	562	38	5
185	13 705	8 956	40 331	9 517	249	158	630	47	5
186	13 335	9 361	33 481	8 924	250	148	621	54	8
187	13 413	9 799	28 425	8 688	251	157	652	43	6
188	10 784	8 650	21 665	6 945	252	149	736	48	4
189	11 738	10 776	22 543	7 763	253	109	590	24	5
190	11 471	11 357	20 697	6 953	254	125	752	47	4
191	11 208	11 842	18 384	6 277	255	3 293	52 152	189	26

Table 11a — Histogram data for image N7

Data Value	Number of pixels having the data value				Data Value	Number of pixels having the data value			
	C	M	Y	K		C	M	Y	K
0	90 074	24 762	45 610	1 706 890	64	13 470	9 144	10 376	30 766
1	2 794	753	1 931	25 286	65	13 260	11 018	11 425	30 815
2	2 352	813	2 071	22 654	66	16 113	8 504	9 927	29 935
3	3 106	703	2 748	25 135	67	15 330	10 865	12 940	33 013
4	2 161	695	2 899	21 972	68	12 966	6 938	12 113	27 590
5	2 686	757	3 838	24 859	69	13 723	11 046	11 913	35 007
6	2 715	946	3 465	26 097	70	12 365	7 848	14 717	28 576
7	2 830	745	4 288	27 634	71	15 495	8 782	10 952	29 502
8	2 726	779	5 757	22 046	72	10 208	8 783	13 293	27 002
9	2 992	1 067	4 334	24 359	73	14 830	7 677	14 230	27 166
10	3 055	791	5 704	24 344	74	12 549	6 877	14 804	26 946
11	3 362	1 199	6 026	27 935	75	12 247	9 313	13 229	24 418
12	3 019	893	5 797	24 419	76	11 395	8 150	12 930	24 246
13	3 364	1 220	6 605	27 544	77	11 178	7 011	12 234	26 766
14	3 785	1 192	7 088	26 700	78	10 283	5 463	16 938	21 734
15	3 885	1 042	7 424	28 662	79	13 027	9 357	12 929	22 130
16	4 737	1 436	6 706	22 946	80	10 588	9 048	16 113	22 637
17	4 765	1 110	6 789	31 835	81	10 659	5 270	14 483	21 326
18	5 480	1 350	7 750	26 651	82	12 112	8 279	17 442	20 093
19	6 344	1 431	7 101	31 610	83	9 582	6 830	15 742	22 136
20	6 872	1 603	8 512	25 768	84	11 703	8 500	15 310	17 435
21	7 172	2 068	9 253	30 309	85	11 001	6 773	14 777	21 662
22	8 211	1 595	6 780	29 266	86	10 909	5 817	17 011	16 468
23	7 477	3 260	9 588	29 925	87	11 928	8 808	16 654	18 864
24	12 599	3 193	9 066	26 658	88	10 961	8 109	17 583	14 513
25	13 087	5 063	9 956	32 778	89	9 558	5 544	18 167	17 440
26	12 502	4 817	10 128	27 398	90	12 335	9 317	20 179	16 363
27	16 327	5 936	7 974	37 790	91	10 110	6 758	16 792	15 716
28	19 994	5 704	9 756	27 875	92	11 205	6 372	19 856	13 792
29	24 075	6 783	8 600	35 943	93	8 666	9 739	18 428	14 437
30	25 217	9 610	8 341	29 619	94	11 066	7 370	20 976	12 748
31	21 712	6 849	6 818	34 469	95	8 446	8 268	20 259	14 192
32	33 186	11 798	8 306	28 898	96	9 802	8 646	21 268	13 717
33	27 733	11 665	8 948	36 959	97	11 178	9 349	25 101	11 582
34	35 440	15 282	6 891	35 731	98	8 853	8 932	20 515	11 605
35	29 510	15 816	7 622	28 215	99	9 632	10 576	22 420	12 586
36	33 031	19 530	5 625	34 237	100	8 883	10 457	31 057	13 489
37	31 239	16 651	8 139	35 396	101	10 365	12 175	24 094	9 140
38	33 479	21 747	6 924	33 447	102	7 706	8 808	23 620	11 848
39	24 702	20 349	7 000	33 469	103	10 141	10 110	25 042	10 049
40	27 609	15 266	7 403	34 565	104	8 605	12 415	31 910	11 593
41	26 460	20 925	6 567	31 944	105	10 550	12 337	31 352	10 669
42	23 502	17 897	7 418	43 702	106	9 264	12 739	26 683	8 519
43	21 634	15 417	7 016	33 134	107	7 081	9 233	39 282	10 866
44	18 951	15 910	6 791	35 872	108	10 176	15 900	33 278	8 514
45	19 800	16 338	6 522	33 860	109	9 989	12 811	39 157	11 109
46	21 816	15 567	7 381	36 502	110	7 114	12 468	38 128	8 682
47	18 455	13 460	6 529	34 414	111	10 276	13 790	31 500	9 787
48	17 522	15 217	7 192	41 490	112	10 319	14 472	44 551	9 091
49	15 126	13 885	6 909	35 717	113	9 238	14 776	29 948	8 674
50	17 802	14 375	6 126	33 726	114	11 057	11 745	43 296	8 934
51	16 064	12 946	8 177	40 365	115	11 475	15 829	41 655	8 278
52	13 756	15 466	6 739	36 320	116	10 724	18 156	41 741	8 685
53	15 362	14 656	8 011	34 659	117	12 329	11 545	38 318	9 025
54	16 290	13 640	7 856	37 212	118	13 778	17 214	54 206	7 110
55	15 832	13 920	5 588	35 111	119	11 904	14 895	39 517	8 312
56	16 967	12 774	9 820	35 586	120	16 644	16 369	53 286	8 396
57	14 510	13 438	7 267	33 075	121	15 109	16 273	43 158	7 697
58	13 921	14 156	8 066	39 420	122	18 748	14 219	47 516	8 247
59	13 984	12 952	9 269	32 609	123	16 634	17 569	55 009	7 189
60	15 270	11 887	7 366	36 787	124	17 188	15 685	48 552	7 157
61	13 730	13 429	10 382	31 593	125	22 125	16 347	57 799	7 146
62	14 772	10 599	9 951	35 415	126	16 996	16 572	55 534	9 455
63	18 243	12 627	10 713	37 589	127	24 174	16 345	55 620	6 190

Table 11a — Histogram data for image N7 (continued)

Data Value	Number of pixels having the data value				Data Value	Number of pixels having the data value			
	C	M	Y	K		C	M	Y	K
128	20 644	16 564	65 253	7 959	192	52 737	23 112	28 452	2 835
129	18 293	18 822	56 683	8 512	193	62 188	30 905	25 914	3 964
130	21 005	18 137	55 878	6 186	194	63 624	23 109	29 471	3 206
131	17 407	18 941	58 211	6 874	195	66 562	24 446	31 431	2 915
132	23 935	15 049	62 544	8 083	196	59 657	25 142	28 895	3 558
133	17 244	18 072	53 411	5 435	197	56 578	24 183	31 525	2 879
134	21 822	21 707	67 860	7 642	198	74 041	22 077	30 914	3 027
135	18 484	19 675	58 182	7 119	199	74 708	23 885	31 278	3 212
136	18 385	17 954	62 490	6 468	200	78 504	22 204	29 991	2 613
137	21 082	23 261	52 355	6 387	201	71 016	26 114	32 446	2 430
138	15 981	22 725	59 438	7 522	202	70 331	20 682	31 666	2 830
139	20 862	23 691	64 409	6 268	203	67 057	23 772	30 556	2 782
140	16 940	24 008	56 806	6 940	204	76 197	18 678	33 294	2 414
141	16 485	26 055	56 491	6 078	205	62 552	24 666	25 728	2 124
142	18 762	21 893	46 479	6 606	206	67 104	17 480	34 703	2 685
143	17 465	28 721	56 307	5 772	207	71 853	25 724	27 201	1 828
144	15 264	30 734	56 728	6 868	208	69 613	22 678	28 474	2 245
145	15 308	32 407	50 517	6 510	209	56 757	19 895	21 780	2 031
146	13 895	24 314	39 444	5 520	210	56 813	26 468	27 820	1 798
147	14 699	36 416	46 629	7 285	211	56 592	16 678	20 923	1 868
148	12 219	34 810	37 964	5 269	212	52 296	27 118	20 295	2 095
149	12 933	31 118	38 019	7 046	213	46 007	21 149	18 479	1 734
150	12 653	42 617	41 483	6 035	214	47 429	30 246	19 288	1 748
151	10 723	42 175	38 201	5 687	215	44 853	26 122	13 033	1 487
152	10 384	39 003	32 149	5 703	216	42 909	25 172	11 968	1 543
153	10 300	48 776	34 333	5 866	217	46 830	26 534	10 348	1 523
154	9 763	47 168	28 130	5 905	218	35 487	34 388	9 991	1 681
155	10 926	53 753	33 764	5 314	219	43 259	25 002	8 784	1 246
156	8 818	39 905	30 271	7 014	220	36 083	32 857	7 793	1 521
157	9 047	51 102	26 310	5 067	221	39 660	30 572	5 701	1 548
158	8 472	62 060	30 280	5 829	222	39 660	33 265	5 151	1 258
159	6 991	54 830	22 195	4 968	223	37 966	37 624	4 862	1 201
160	10 466	61 229	23 737	6 274	224	41 401	28 904	3 790	1 227
161	8 789	54 549	24 363	5 745	225	34 840	34 038	3 937	1 336
162	8 951	65 208	25 739	5 360	226	36 469	31 279	3 212	1 023
163	8 589	63 568	21 666	4 978	227	33 777	32 677	2 759	1 114
164	9 567	61 683	23 945	6 225	228	33 522	37 327	2 920	1 321
165	9 512	62 859	18 600	5 523	229	32 452	25 679	2 586	1 211
166	8 769	67 834	25 297	5 806	230	26 741	36 207	2 192	1 078
167	9 086	71 548	24 107	4 266	231	24 182	25 657	1 817	1 039
168	9 983	74 983	21 934	6 329	232	24 621	25 028	2 244	1 049
169	9 501	83 264	19 221	4 142	233	22 399	26 035	2 042	917
170	10 622	44 919	21 812	6 578	234	18 251	19 954	1 846	1 048
171	8 426	83 641	20 753	4 069	235	19 320	16 633	1 639	987
172	11 702	47 954	21 717	5 404	236	17 410	12 529	1 708	885
173	12 607	76 642	19 725	5 077	237	17 821	11 096	1 563	992
174	13 328	56 351	21 380	4 398	238	14 582	6 670	1 548	892
175	14 362	67 224	19 810	4 596	239	13 990	7 072	1 424	860
176	12 119	59 494	22 672	5 396	240	10 215	4 769	1 536	815
177	17 387	55 347	23 703	4 805	241	9 949	2 578	1 176	926
178	20 546	57 039	16 693	3 977	242	7 011	2 912	1 085	944
179	17 114	62 369	24 456	5 530	243	5 184	1 991	1 206	908
180	24 931	50 112	19 568	4 819	244	4 086	1 676	1 104	786
181	24 241	40 518	22 124	3 558	245	2 988	1 804	1 228	763
182	22 328	52 239	28 309	4 904	246	3 031	1 435	1 087	802
183	28 323	37 792	21 739	3 905	247	2 191	1 359	725	853
184	30 293	37 381	23 234	4 563	248	1 851	1 226	946	789
185	34 674	43 421	22 546	4 427	249	1 629	1 188	874	762
186	36 512	32 183	23 660	3 663	250	1 737	1 096	875	735
187	35 634	34 702	27 514	4 237	251	1 194	953	683	793
188	34 942	35 560	23 924	3 925	252	1 218	1 095	768	754
189	48 721	27 807	24 786	3 217	253	1 172	829	665	720
190	44 765	29 177	29 721	3 895	254	1 027	757	663	669
191	58 560	30 848	29 232	3 968	255	18 271	12 103	9 540	45 203

Table 11b — Histogram data for image N7A

Data Value	Number of pixels having the data value				Data Value	Number of pixels having the data value			
	C	M	Y	K		C	M	Y	K
0	144 291	42 254	122 977	1 376 300	64	5 223	3 275	6 619	10 469
1	10 213	3 064	4 035	15 209	65	5 216	3 603	6 636	10 623
2	9 357	3 033	3 421	13 192	66	4 949	3 454	6 810	10 415
3	11 823	3 900	3 911	15 542	67	4 278	2 963	5 750	8 577
4	11 761	3 964	3 686	15 539	68	4 978	3 357	6 829	9 629
5	13 496	4 890	3 696	15 139	69	4 999	3 522	7 045	9 406
6	13 579	5 434	3 783	15 894	70	4 858	3 264	7 121	9 342
7	12 496	5 286	3 098	13 257	71	5 131	3 490	7 245	8 977
8	15 149	6 915	3 641	15 940	72	4 322	2 882	6 383	7 442
9	14 285	7 463	3 425	15 401	73	5 130	3 318	7 279	9 067
10	14 620	8 208	3 270	15 928	74	5 025	3 319	7 610	8 155
11	14 478	8 328	3 442	16 040	75	5 234	3 430	7 551	8 060
12	12 353	7 678	2 912	13 773	76	4 432	2 971	6 915	6 867
13	13 756	9 274	3 291	15 997	77	4 933	3 428	7 957	7 633
14	13 192	9 103	3 363	16 565	78	4 967	3 260	8 131	7 524
15	12 462	8 610	3 362	16 147	79	4 984	3 611	8 203	7 109
16	10 419	7 496	2 694	14 176	80	4 794	3 344	8 190	6 952
17	11 173	8 426	3 198	16 099	81	4 089	3 010	7 469	5 820
18	10 621	7 915	3 283	16 782	82	4 714	3 530	8 918	6 658
19	10 101	7 401	3 150	16 443	83	4 506	3 635	8 842	6 390
20	9 804	7 455	3 213	16 761	84	4 707	3 741	9 169	6 390
21	7 941	6 087	2 730	14 315	85	4 250	3 901	9 283	6 082
22	9 160	6 977	3 118	16 539	86	3 836	3 410	8 292	5 070
23	8 907	6 971	3 153	16 691	87	4 330	3 991	9 835	5 900
24	8 370	6 521	3 161	16 589	88	4 578	4 193	10 432	5 859
25	7 137	5 854	2 791	14 384	89	4 306	4 264	10 161	5 469
26	7 905	6 537	3 326	17 180	90	3 832	3 814	9 078	4 728
27	7 606	6 522	3 256	16 569	91	4 253	4 649	10 888	5 435
28	7 676	6 542	3 244	16 436	92	4 222	4 647	11 709	5 442
29	7 197	6 263	3 441	16 985	93	4 489	4 969	11 938	5 092
30	6 065	5 555	2 941	14 246	94	4 141	4 748	11 899	5 082
31	7 135	6 558	3 356	16 941	95	3 646	4 274	10 896	4 160
32	7 077	6 538	3 432	16 386	96	4 155	5 005	12 597	4 878
33	7 160	6 397	3 478	16 814	97	4 149	5 231	13 391	4 752
34	7 077	6 227	3 399	16 583	98	4 260	5 407	13 680	4 621
35	6 066	5 435	3 055	14 195	99	4 245	5 762	14 388	4 572
36	6 832	6 176	3 697	16 187	100	3 515	4 840	12 762	3 967
37	6 967	6 354	3 753	16 332	101	4 110	5 570	15 523	4 406
38	6 605	6 063	3 580	16 113	102	4 225	6 049	15 571	4 226
39	5 722	5 126	3 334	13 871	103	4 269	5 845	16 152	4 457
40	6 761	5 906	4 048	15 532	104	3 607	5 193	14 059	3 536
41	6 795	5 704	3 931	15 923	105	3 974	6 253	17 169	4 204
42	6 795	5 550	4 431	15 648	106	4 479	6 147	16 700	4 053
43	6 877	5 255	4 374	15 570	107	4 490	6 520	17 798	3 933
44	5 941	4 371	3 952	13 072	108	4 668	6 330	17 458	3 899
45	6 970	5 044	4 694	15 494	109	3 989	5 492	15 680	3 399
46	6 536	4 750	4 750	14 664	110	4 994	6 558	19 237	3 975
47	6 613	4 652	4 962	14 436	111	5 041	6 823	19 133	3 790
48	6 895	4 609	5 138	14 786	112	5 225	7 136	19 359	3 686
49	5 680	3 778	4 459	12 134	113	5 489	6 572	19 519	3 662
50	6 676	4 395	5 609	14 236	114	4 874	5 955	17 450	3 051
51	6 238	4 004	5 600	13 961	115	5 968	7 033	21 197	3 605
52	6 204	4 193	5 668	13 938	116	6 236	7 120	21 063	3 686
53	5 382	3 515	5 171	11 751	117	6 662	7 010	22 099	3 663
54	6 110	4 026	6 243	13 384	118	5 948	6 279	18 959	3 035
55	6 068	3 948	5 708	13 133	119	7 223	7 181	22 164	3 632
56	5 574	3 784	5 963	12 600	120	7 689	7 177	22 737	3 557
57	5 938	3 692	5 961	12 493	121	7 965	7 362	23 592	3 476
58	4 845	3 174	5 239	10 634	122	8 573	7 425	24 168	3 482
59	5 633	3 567	6 286	12 178	123	7 440	6 185	20 904	2 868
60	5 522	3 664	6 093	11 576	124	8 938	7 473	25 089	3 297
61	5 389	3 661	6 203	11 422	125	8 907	7 459	25 178	3 491
62	5 178	3 434	6 117	11 349	126	9 477	7 528	25 758	3 198
63	4 510	2 918	5 451	9 550	127	8 175	6 762	23 102	2 877

Table 11b — Histogram data for image N7A (continued)

Data Value	Number of pixels having the data value				Data Value	Number of pixels having the data value			
	C	M	Y	K		C	M	Y	K
128	9 141	7 632	26 898	3 367	192	7 547	20 948	8 116	1 843
129	8 942	7 758	26 629	3 364	193	8 963	24 270	9 845	2 146
130	9 112	8 008	26 677	3 169	194	10 061	22 693	9 619	2 021
131	8 965	8 107	27 331	3 108	195	11 087	21 634	9 910	1 993
132	7 854	6 957	23 326	2 748	196	11 379	21 119	10 564	2 013
133	9 535	8 167	28 393	3 150	197	10 805	17 198	8 867	1 811
134	8 929	8 198	27 024	3 105	198	13 333	18 532	10 458	2 007
135	8 918	8 648	27 588	3 102	199	13 900	17 704	10 667	1 940
136	8 634	8 781	27 391	3 146	200	15 100	17 321	10 675	1 881
137	7 520	7 860	23 771	2 628	201	16 357	16 545	11 135	1 900
138	8 506	9 199	27 897	3 031	202	14 515	13 512	9 694	1 599
139	8 665	9 866	27 158	3 108	203	17 685	14 921	11 628	1 848
140	8 257	9 954	26 553	3 023	204	18 637	14 585	11 505	1 758
141	7 267	8 670	22 811	2 482	205	20 588	13 631	11 827	1 760
142	8 371	10 550	26 332	2 926	206	18 664	11 441	10 313	1 568
143	8 055	10 775	25 683	3 012	207	22 913	13 060	12 687	1 813
144	8 237	11 671	25 777	2 924	208	24 299	12 630	12 285	1 649
145	7 979	11 430	24 228	2 866	209	25 040	11 892	12 632	1 565
146	6 808	10 146	20 710	2 506	210	26 730	12 136	12 766	1 646
147	7 709	12 586	23 868	2 853	211	23 598	9 859	11 238	1 348
148	7 126	13 213	23 173	2 922	212	29 126	11 279	13 511	1 540
149	6 882	13 794	21 874	2 827	213	29 413	11 051	13 520	1 472
150	6 755	13 958	21 140	2 910	214	29 440	10 777	13 628	1 486
151	5 419	12 642	17 501	2 475	215	30 384	10 974	13 809	1 460
152	6 176	15 374	20 033	2 785	216	26 923	9 075	11 932	1 234
153	5 793	15 813	18 718	2 772	217	31 671	10 326	14 106	1 332
154	5 692	16 073	18 211	2 810	218	33 229	10 501	14 537	1 345
155	4 860	14 624	15 442	2 396	219	33 219	10 231	14 263	1 226
156	5 493	18 448	17 371	2 797	220	28 269	8 728	12 410	1 068
157	5 059	18 723	16 251	2 736	221	32 486	10 402	14 394	1 249
158	4 827	19 118	15 480	2 715	222	32 477	9 989	14 444	1 214
159	4 777	20 374	15 181	2 732	223	31 831	10 073	14 559	1 208
160	4 006	17 930	12 289	2 360	224	32 523	9 872	14 854	1 103
161	4 466	21 839	14 433	2 749	225	27 109	8 299	12 102	955
162	4 386	22 392	13 796	2 582	226	30 819	9 953	13 632	1 069
163	4 104	22 103	13 163	2 684	227	30 521	9 619	14 008	1 059
164	4 181	23 388	12 503	2 641	228	30 316	10 045	13 247	1 027
165	3 408	21 208	10 431	2 321	229	25 491	8 812	11 206	852
166	3 947	25 234	12 144	2 601	230	28 578	10 030	12 418	1 027
167	3 781	26 241	11 698	2 684	231	26 750	9 898	11 486	930
168	3 936	26 700	11 101	2 603	232	25 971	10 461	11 180	904
169	3 504	23 224	9 409	2 175	233	24 889	9 893	10 376	951
170	3 975	27 265	10 722	2 556	234	20 524	8 919	8 368	695
171	4 050	28 535	10 428	2 455	235	23 344	11 008	9 223	908
172	3 922	29 277	10 343	2 455	236	21 622	10 711	8 223	812
173	4 128	29 851	10 455	2 621	237	20 952	11 658	7 482	834
174	3 531	26 093	8 464	2 087	238	20 255	11 618	6 741	777
175	4 131	30 205	9 524	2 425	239	16 989	10 291	5 203	707
176	3 967	30 751	9 833	2 490	240	19 125	12 072	5 401	775
177	4 099	31 104	9 846	2 424	241	19 650	12 984	4 879	790
178	3 541	27 551	8 452	2 158	242	18 738	13 230	4 385	733
179	4 148	31 767	9 557	2 389	243	15 827	11 517	3 316	651
180	4 323	32 573	9 326	2 388	244	18 459	13 405	3 536	654
181	4 268	29 581	9 443	2 861	245	17 963	14 294	3 173	729
182	4 452	31 913	9 219	2 326	246	18 204	14 840	2 859	666
183	4 008	26 377	7 975	2 079	247	17 604	14 647	2 376	658
184	5 233	29 591	9 495	2 405	248	15 058	12 903	1 911	557
185	5 244	30 293	9 369	2 278	249	17 422	15 379	2 024	591
186	5 690	28 556	9 450	2 298	250	17 132	15 036	1 792	661
187	6 183	28 750	9 280	2 232	251	16 259	15 300	1 672	604
188	5 568	24 041	8 136	1 985	252	16 595	15 314	1 538	581
189	6 827	27 073	9 560	2 204	253	13 555	13 346	1 245	526
190	7 621	26 411	9 877	2 230	254	15 240	15 132	1 346	618
191	8 173	25 686	9 139	2 159	255	191 332	162 538	29 132	35 575

Table 12a — Histogram data for image N8

Data Value	Number of pixels having the data value				Data Value	Number of pixels having the data value			
	C	M	Y	K		C	M	Y	K
0	48 777	39 177	37 568	483 129	64	10 159	8 678	8 503	24 790
1	1 288	1 296	1 245	20 229	65	10 026	10 693	8 637	24 168
2	1 238	1 374	1 202	17 677	66	12 495	8 387	7 113	23 649
3	1 681	1 190	1 399	19 605	67	11 972	11 210	8 786	26 494
4	1 136	1 307	1 282	16 574	68	10 243	6 920	7 895	22 390
5	1 452	1 284	1 622	19 314	69	11 091	11 313	7 389	28 404
6	1 561	1 634	1 291	21 023	70	10 161	8 301	9 172	24 011
7	1 481	1 374	1 509	21 807	71	12 695	9 609	6 641	24 726
8	1 533	1 323	1 824	17 585	72	8 461	9 642	8 171	23 010
9	1 573	1 647	1 281	19 334	73	12 962	8 917	8 563	24 047
10	1 606	1 330	1 626	19 125	74	11 444	7 948	9 187	24 326
11	1 708	1 866	1 640	21 641	75	11 543	11 255	8 309	22 585
12	1 625	1 493	1 556	18 659	76	11 056	10 006	8 201	22 650
13	1 835	2 183	1 799	20 565	77	11 085	8 989	7 772	25 835
14	2 131	1 980	1 981	19 780	78	10 908	7 113	10 941	21 336
15	2 029	1 815	1 982	20 681	79	14 472	12 361	7 966	22 897
16	2 369	2 631	1 906	16 465	80	12 155	12 349	10 242	23 624
17	2 270	2 204	1 954	22 445	81	12 435	7 449	9 101	22 919
18	2 522	2 578	2 184	18 618	82	14 782	11 730	10 918	22 190
19	2 635	2 568	2 178	21 373	83	11 754	9 939	9 811	25 478
20	2 619	3 068	2 528	17 001	84	14 820	12 748	9 319	20 321
21	2 570	3 533	2 704	19 864	85	14 287	10 198	8 918	26 098
22	2 895	2 614	1 985	19 249	86	14 375	8 535	10 338	20 119
23	2 502	4 431	2 770	19 302	87	16 408	13 693	9 538	23 603
24	3 881	4 185	2 625	17 183	88	15 321	12 852	10 149	19 201
25	4 047	6 885	3 139	21 201	89	13 673	8 548	10 507	23 268
26	4 730	6 843	3 610	17 703	90	17 998	14 945	11 498	22 687
27	7 233	8 458	3 749	24 380	91	15 133	10 913	9 592	22 442
28	8 083	7 465	5 949	17 975	92	17 590	9 954	10 934	20 085
29	8 642	8 279	7 162	22 995	93	14 012	15 534	10 175	21 016
30	8 204	10 118	8 249	19 209	94	18 188	11 199	11 118	19 057
31	6 235	6 184	7 704	22 503	95	14 585	12 464	10 655	21 625
32	8 570	9 043	9 848	19 343	96	17 041	12 817	10 927	21 602
33	6 753	7 712	11 551	24 333	97	19 466	13 794	12 727	18 409
34	8 259	9 121	9 313	23 406	98	15 881	12 775	10 391	19 030
35	6 700	8 774	10 562	19 133	99	17 873	14 931	11 053	20 622
36	7 618	10 905	7 899	23 186	100	16 279	14 366	14 582	22 933
37	7 533	9 240	12 450	24 602	101	20 052	16 408	11 379	15 941
38	8 911	12 179	11 021	23 239	102	15 503	11 779	10 489	21 281
39	7 362	11 505	11 378	23 823	103	20 502	13 328	10 854	17 817
40	9 636	8 675	11 859	24 732	104	18 179	15 909	13 159	21 363
41	10 246	12 455	10 466	23 088	105	23 003	15 397	12 406	20 200
42	10 594	10 813	11 398	32 082	106	20 845	15 880	10 524	16 375
43	10 538	9 432	10 120	24 767	107	15 874	11 103	14 492	21 519
44	10 328	10 217	9 766	27 191	108	23 151	18 620	11 805	16 806
45	11 640	10 350	8 856	25 850	109	23 188	14 835	13 879	22 509
46	13 531	9 696	9 583	27 772	110	16 698	14 131	12 782	17 654
47	11 772	8 443	8 205	26 524	111	23 174	15 122	10 312	19 772
48	11 112	9 692	8 526	32 598	112	22 939	15 483	14 443	18 792
49	9 894	8 753	7 802	28 555	113	19 817	15 450	9 350	17 635
50	11 788	9 032	6 875	26 750	114	23 187	12 431	13 284	19 516
51	10 701	8 268	8 695	32 334	115	22 487	16 373	12 467	17 935
52	9 547	10 419	7 335	28 882	116	20 170	18 002	12 361	19 006
53	10 961	9 829	8 360	27 963	117	22 432	11 400	11 056	20 026
54	11 194	9 487	8 321	30 314	118	23 821	16 549	15 226	15 781
55	11 483	9 609	5 759	28 638	119	19 330	14 279	10 748	18 807
56	12 041	9 176	10 261	28 678	120	25 584	15 471	14 191	19 236
57	10 610	9 776	7 414	27 366	121	21 912	15 117	11 202	17 563
58	10 096	10 714	8 072	32 187	122	25 385	12 992	11 995	18 795
59	10 304	10 262	9 220	25 827	123	20 627	15 474	13 738	16 514
60	11 571	9 763	7 125	28 847	124	20 875	13 991	11 845	16 993
61	10 432	11 545	9 921	24 556	125	26 468	14 660	13 468	16 596
62	11 122	9 150	9 111	27 927	126	20 142	14 982	12 667	22 639
63	13 622	11 727	9 295	30 048	127	28 203	14 548	12 459	14 839

Table 12a — Histogram data for image N8 (continued)

Data Value	Number of pixels having the data value				Data Value	Number of pixels having the data value			
	C	M	Y	K		C	M	Y	K
128	24 620	14 624	14 568	19 140	192	27 101	34 191	31 265	40 142
129	22 519	16 260	12 645	20 915	193	30 700	48 282	28 677	59 862
130	26 068	15 506	12 168	14 972	194	29 758	39 311	32 634	47 874
131	22 144	15 999	12 697	17 140	195	30 271	44 666	34 939	43 081
132	30 620	12 722	13 460	20 087	196	26 204	49 976	32 423	46 956
133	22 232	14 877	11 775	13 799	197	24 057	51 819	36 074	35 883
134	28 996	17 409	14 655	18 899	198	30 997	52 334	35 003	33 721
135	25 427	15 463	12 886	18 357	199	31 302	62 507	36 669	30 278
136	25 324	13 543	13 686	17 018	200	32 795	64 302	36 750	20 218
137	30 620	17 366	11 809	16 333	201	29 939	86 157	42 287	16 170
138	23 577	16 569	13 376	19 440	202	30 461	77 875	42 834	15 198
139	31 474	16 423	15 127	16 166	203	30 344	103 748	43 339	12 312
140	25 507	16 096	13 663	18 284	204	35 760	92 237	53 227	8 840
141	25 679	16 839	14 004	16 003	205	31 143	138 380	44 085	7 030
142	29 840	13 635	12 143	17 453	206	36 289	108 128	67 432	7 609
143	28 296	17 356	15 332	15 840	207	43 296	166 982	60 214	4 830
144	25 958	17 649	16 090	19 356	208	48 227	145 542	71 780	5 370
145	27 495	17 875	15 013	17 987	209	46 703	121 370	63 314	4 709
146	26 347	12 645	12 542	15 050	210	55 780	141 769	95 610	4 143
147	28 995	18 797	15 509	19 676	211	69 561	78 996	83 327	4 027
148	25 425	17 254	13 470	14 727	212	82 992	110 990	95 207	4 721
149	27 951	15 090	14 340	19 591	213	91 695	72 273	99 246	3 642
150	28 025	19 692	16 337	16 879	214	118 485	85 439	120 450	3 596
151	24 754	18 744	16 250	15 577	215	129 703	59 752	92 363	3 304
152	24 509	16 568	14 607	16 240	216	127 470	48 681	92 891	3 241
153	25 200	20 044	16 703	16 786	217	112 784	43 174	89 391	3 086
154	25 189	18 742	14 373	17 881	218	66 155	46 883	94 472	3 407
155	28 629	20 756	18 332	15 621	219	60 487	28 918	94 098	2 620
156	24 319	14 858	17 373	20 257	220	37 318	33 579	90 575	3 128
157	25 241	18 400	16 056	14 974	221	30 337	27 255	72 832	3 298
158	24 820	21 978	19 392	17 298	222	23 882	26 224	73 930	2 591
159	20 991	18 700	15 186	14 977	223	19 536	25 810	73 986	2 508
160	31 755	20 788	16 777	19 043	224	19 114	17 508	63 911	2 624
161	26 191	18 003	18 109	17 859	225	14 950	19 120	67 757	2 917
162	27 235	21 318	19 512	17 040	226	14 487	16 129	60 723	2 136
163	25 561	20 234	17 675	16 278	227	13 426	15 842	54 182	2 193
164	28 094	19 702	20 034	20 568	228	12 921	16 884	56 496	2 669
165	28 310	19 822	16 094	18 518	229	12 606	10 767	48 254	2 426
166	26 315	21 207	22 630	19 446	230	10 721	14 421	43 232	2 209
167	27 126	23 094	22 268	14 787	231	9 817	10 212	34 286	2 071
168	29 796	24 012	20 918	22 397	232	10 647	9 298	40 416	2 242
169	27 691	26 757	18 756	14 848	233	10 222	9 902	35 422	1 824
170	29 550	14 621	21 670	24 282	234	8 691	8 198	27 905	2 331
171	22 300	28 267	21 731	15 596	235	9 228	7 199	23 586	2 026
172	28 675	16 506	22 962	21 357	236	8 415	6 136	21 794	1 802
173	28 623	27 837	20 828	20 508	237	8 617	6 414	19 322	1 959
174	27 916	20 905	23 529	18 147	238	7 365	4 692	17 479	1 833
175	28 090	25 910	22 004	19 393	239	7 840	6 060	15 057	1 793
176	21 767	24 734	25 623	23 716	240	6 354	5 606	15 359	1 535
177	28 914	24 234	26 978	21 350	241	7 624	3 628	11 203	1 724
178	30 843	26 682	18 997	18 652	242	6 803	5 092	9 948	1 804
179	23 418	31 098	27 939	26 948	243	6 406	3 851	10 352	1 569
180	31 545	26 974	22 839	24 621	244	6 135	3 699	8 858	1 477
181	28 294	23 402	25 562	18 940	245	5 357	4 450	9 870	1 548
182	24 366	32 895	32 586	28 726	246	6 269	3 506	9 025	1 499
183	28 176	25 544	24 547	25 138	247	5 217	3 578	6 220	1 476
184	27 169	27 663	26 444	30 031	248	4 871	3 283	7 544	1 356
185	29 725	34 912	25 132	32 665	249	4 694	3 104	6 781	1 536
186	28 645	27 886	26 822	29 439	250	5 319	2 933	6 614	1 241
187	25 091	33 027	30 609	38 172	251	4 113	2 628	5 488	1 430
188	23 683	37 797	26 529	39 470	252	4 328	2 988	6 267	1 343
189	30 315	31 999	27 815	35 820	253	4 223	2 295	4 972	1 257
190	26 212	36 556	32 706	47 253	254	4 005	2 108	4 962	1 152
191	31 822	41 331	31 635	54 765	255	67 238	42 351	84 170	43 311

Table 12b — Histogram data for image N8A

Data Value	Number of pixels having the data value				Data Value	Number of pixels having the data value			
	C	M	Y	K		C	M	Y	K
0	64 331	65 040	53 935	568 414	64	5 520	4 263	4 223	10 587
1	3 943	3 964	2 917	9 796	65	5 923	4 831	4 136	10 779
2	3 362	3 476	2 968	8 506	66	5 781	4 710	4 218	10 542
3	3 716	4 110	4 011	9 662	67	5 157	4 008	3 725	8 880
4	3 603	3 825	4 099	10 070	68	5 965	4 614	4 349	10 542
5	3 516	3 995	4 461	9 922	69	6 255	4 820	4 475	10 380
6	3 515	3 887	4 695	10 391	70	6 206	4 909	4 376	10 684
7	3 046	3 344	4 054	8 903	71	6 623	5 161	4 598	10 547
8	3 460	3 989	4 528	10 571	72	5 573	4 233	3 865	8 952
9	3 357	4 276	4 609	10 240	73	6 648	4 989	4 430	10 625
10	3 563	4 323	4 630	10 681	74	6 698	5 052	4 579	10 090
11	3 597	4 553	5 059	10 843	75	6 834	5 294	4 701	10 366
12	3 182	4 054	4 270	9 731	76	6 112	4 642	4 104	8 753
13	3 826	4 989	4 872	11 008	77	6 966	5 490	4 645	9 898
14	4 068	5 143	5 246	11 278	78	6 793	5 174	4 850	10 005
15	4 162	4 751	5 094	11 349	79	7 273	5 675	4 785	10 278
16	3 746	4 477	4 250	10 129	80	7 124	5 497	4 663	9 928
17	4 615	5 030	5 002	11 729	81	6 290	4 869	4 174	8 388
18	4 773	4 988	4 901	12 304	82	7 640	5 519	5 124	9 737
19	4 915	4 683	4 762	11 853	83	7 401	5 912	4 883	9 556
20	5 079	4 877	4 709	12 491	84	7 866	5 604	4 947	9 318
21	4 602	3 935	3 838	10 657	85	7 499	5 709	4 863	9 605
22	5 346	4 557	4 209	12 466	86	6 768	5 028	4 481	7 855
23	5 485	4 361	4 111	12 396	87	7 741	5 962	5 036	9 419
24	5 489	4 330	3 940	12 774	88	8 218	6 210	5 317	9 269
25	4 684	3 649	3 362	11 373	89	8 046	6 224	5 076	8 922
26	5 217	4 212	3 685	13 427	90	6 708	5 398	4 641	7 964
27	5 052	4 137	3 687	13 498	91	8 051	6 476	5 155	9 130
28	5 118	4 143	3 466	13 541	92	8 037	6 370	5 581	9 187
29	5 013	4 103	3 809	13 800	93	8 496	6 820	5 349	8 923
30	4 236	3 663	3 041	11 461	94	8 088	6 349	5 303	9 201
31	5 018	4 487	3 623	13 662	95	7 311	5 763	4 593	7 649
32	5 030	4 288	3 566	13 394	96	8 724	6 566	5 381	8 827
33	5 045	4 344	3 614	13 354	97	8 818	6 837	5 615	8 832
34	5 014	4 445	3 424	13 458	98	9 053	6 849	5 444	8 796
35	4 384	3 947	3 170	11 409	99	9 325	7 000	5 589	8 806
36	5 337	4 524	3 790	13 291	100	7 855	6 043	4 827	7 643
37	4 996	4 703	3 721	13 467	101	8 997	6 730	5 708	8 789
38	5 025	4 559	3 803	13 228	102	9 651	7 277	5 477	8 631
39	4 186	3 818	3 329	11 032	103	9 553	7 054	5 708	8 924
40	4 936	4 713	3 936	12 561	104	8 188	5 979	4 827	7 479
41	5 050	4 512	3 921	12 593	105	9 656	7 056	5 766	8 707
42	5 110	4 739	4 146	12 627	106	9 929	6 906	5 508	8 742
43	4 999	4 662	4 050	12 364	107	9 870	6 892	5 791	8 493
44	4 391	4 103	3 464	10 411	108	9 589	6 803	5 283	8 295
45	5 368	4 802	3 917	12 161	109	8 634	5 782	4 908	7 477
46	5 009	4 568	3 990	11 880	110	10 203	6 807	5 818	8 881
47	5 188	4 585	3 802	11 600	111	10 133	6 682	5 533	8 409
48	5 412	4 543	3 750	11 730	112	10 053	6 938	5 568	8 370
49	4 418	3 781	3 266	9 772	113	10 189	6 458	5 699	8 430
50	5 302	4 544	3 778	11 525	114	8 727	5 812	4 919	7 270
51	4 944	4 127	3 653	10 963	115	10 186	6 780	5 848	8 326
52	5 164	4 318	3 624	11 563	116	10 276	6 724	5 769	8 491
53	4 374	3 694	3 207	9 602	117	10 642	6 703	5 802	8 390
54	5 065	4 103	3 727	11 472	118	8 870	5 773	4 987	7 179
55	4 966	4 281	3 490	11 063	119	10 130	6 654	5 745	8 237
56	4 884	4 165	3 553	10 890	120	10 416	6 592	5 687	8 193
57	5 095	4 169	3 673	10 878	121	10 063	6 620	5 704	8 084
58	4 360	3 737	3 247	9 420	122	10 296	6 794	5 576	8 243
59	5 155	4 132	3 976	11 045	123	8 954	5 763	4 899	7 032
60	5 080	4 439	3 836	10 921	124	10 928	6 628	5 748	7 962
61	5 252	4 353	3 944	10 764	125	10 468	6 875	5 794	8 316
62	5 496	4 361	3 956	10 793	126	11 119	6 720	5 736	8 016
63	4 707	3 745	3 601	9 240	127	9 645	5 839	5 184	7 101

Table 12b — Histogram data for image N8A (continued)

Data Value	Number of pixels having the data value				Data Value	Number of pixels having the data value			
	C	M	Y	K		C	M	Y	K
128	11 276	6 816	6 023	8 116	192	10 684	10 385	9 797	8 873
129	11 061	6 964	5 780	8 212	193	12 124	12 565	11 506	10 415
130	11 420	6 876	5 900	7 725	194	12 887	12 349	11 429	10 835
131	11 411	6 865	5 905	7 859	195	12 676	12 640	11 847	10 739
132	10 056	5 859	5 090	6 956	196	12 232	13 172	11 943	11 341
133	12 278	6 945	6 068	8 364	197	10 798	11 154	10 155	10 124
134	11 750	7 047	5 993	7 749	198	12 432	13 090	11 724	12 020
135	11 811	7 172	6 011	8 059	199	12 388	13 255	12 123	12 759
136	11 803	7 130	5 981	7 954	200	12 718	13 835	12 300	13 763
137	10 393	6 061	5 210	6 992	201	12 767	14 313	12 831	13 994
138	12 097	6 794	6 126	7 908	202	10 569	12 489	11 071	12 965
139	12 761	7 389	6 209	8 023	203	12 424	14 963	12 896	16 278
140	11 955	7 116	6 156	7 924	204	12 104	15 705	12 956	17 179
141	10 767	6 040	5 222	6 967	205	12 590	15 537	12 926	18 282
142	12 601	7 126	6 264	7 817	206	10 772	13 903	11 284	17 051
143	12 214	7 282	6 089	7 785	207	12 667	17 080	13 768	21 477
144	12 541	7 481	6 434	7 843	208	13 092	17 492	13 845	22 672
145	12 812	7 245	6 334	7 762	209	12 828	17 357	13 831	22 132
146	10 830	6 423	5 284	6 830	210	13 113	18 781	14 019	23 776
147	12 558	7 493	6 404	7 754	211	11 249	16 414	12 233	20 077
148	12 457	7 453	6 614	7 967	212	13 380	19 603	15 161	22 726
149	12 350	7 715	6 605	7 908	213	13 292	20 612	15 110	21 375
150	12 324	7 589	6 635	7 908	214	12 691	21 581	15 036	20 393
151	10 547	6 545	5 668	6 622	215	12 816	22 738	15 510	18 006
152	12 499	7 900	6 713	7 843	216	11 220	20 500	13 691	14 394
153	11 992	7 773	6 653	7 765	217	13 294	24 915	16 120	14 129
154	12 256	7 798	6 723	7 783	218	13 843	27 719	16 964	12 697
155	10 169	7 026	6 071	6 692	219	13 795	29 257	17 123	10 244
156	12 083	8 219	7 245	7 787	220	11 721	27 141	15 525	7 284
157	11 461	8 266	7 008	7 751	221	13 978	34 932	18 642	7 176
158	11 582	7 920	6 941	7 694	222	13 975	38 198	19 460	6 050
159	11 335	8 317	7 292	7 774	223	14 378	43 194	20 240	5 049
160	9 958	7 053	6 217	6 555	224	15 312	47 411	22 231	4 288
161	11 549	8 555	7 275	7 958	225	13 263	45 365	19 612	3 028
162	11 715	8 650	7 638	7 548	226	15 573	58 477	24 001	3 210
163	11 404	8 278	7 678	7 944	227	16 919	60 546	26 751	3 009
164	11 495	8 521	7 576	7 669	228	17 985	65 700	27 989	2 639
165	10 164	7 448	6 705	6 707	229	16 898	58 368	26 691	2 196
166	11 667	8 814	7 998	7 768	230	21 007	64 512	32 631	2 403
167	11 578	8 985	8 049	7 767	231	22 705	60 383	34 287	2 153
168	12 223	8 870	8 106	7 950	232	25 261	57 230	38 350	2 120
169	10 398	7 715	7 080	6 821	233	29 425	49 439	39 960	1 986
170	12 097	8 774	8 314	8 082	234	28 628	39 140	36 401	1 688
171	12 106	9 140	8 507	7 861	235	39 441	42 807	45 242	1 943
172	12 218	9 078	8 456	8 032	236	45 182	35 148	45 309	1 931
173	12 431	9 451	8 890	8 269	237	52 584	32 307	47 349	1 842
174	10 579	8 133	7 553	7 017	238	57 459	27 385	45 692	1 753
175	12 380	9 496	8 751	8 097	239	50 643	20 988	39 526	1 444
176	12 214	9 558	9 317	8 343	240	55 248	21 713	44 144	1 603
177	12 359	9 935	9 283	7 988	241	48 736	19 920	44 154	1 598
178	10 962	8 732	8 040	7 354	242	36 359	18 158	42 127	1 554
179	12 543	10 195	9 472	8 744	243	24 667	13 907	34 538	1 298
180	12 453	10 543	9 536	8 317	244	22 159	14 714	39 350	1 456
181	12 832	9 606	9 620	9 001	245	16 223	13 855	37 597	1 538
182	12 119	10 579	9 824	8 523	246	13 355	12 733	35 654	1 424
183	10 552	9 117	8 709	7 655	247	10 772	11 855	34 077	1 361
184	12 682	10 442	10 416	9 093	248	8 177	9 313	27 947	1 162
185	12 350	10 983	10 126	8 984	249	8 669	10 254	31 707	1 310
186	12 393	10 648	10 462	8 962	250	7 894	9 060	30 133	1 286
187	12 166	11 254	10 459	9 137	251	7 180	8 802	29 481	1 331
188	10 504	9 843	9 267	7 970	252	6 937	8 261	28 466	1 254
189	11 854	11 246	10 963	9 622	253	5 599	6 418	23 312	1 073
190	12 528	11 555	11 305	10 037	254	6 044	7 318	25 199	1 194
191	12 591	11 638	10 730	9 585	255	154 581	121 522	330 217	50 494

Table 13a — Statistics on colour distribution for N1

Mean values	Cyan	Magenta	Yellow	Black
	126,772	133,160	124,647	46,872
Covariance matrix				
	3022,550	2074,929	1886,068	2781,549
	2074,929	2368,222	2207,775	2198,790
	1886,068	2207,775	2167,094	2160,015
	2781,549	2198,790	2160,015	3411,557
Elements of diagonal matrix				
	9476,905	1009,346	442,199	40,974
Orthogonal matrix				
	+0,521	-0,487	+0,684	+0,150
	+0,464	+0,542	+0,181	-0,677
	+0,441	+0,541	-0,106	+0,708
	+0,564	-0,419	-0,698	-0,136
Three-dimensional volume				
	65037,281347			

Table 13b — Statistics on colour distribution for N1A

Mean values	Cyan	Magenta	Yellow	Black
	125,883	133,975	123,245	37,393
Covariance matrix				
	4871,977	3355,907	3056,656	3647,517
	3355,907	3836,412	3586,239	3048,831
	3056,656	3586,239	3528,394	3020,356
	3647,517	3048,831	3020,356	4366,499
Elements of diagonal matrix				
	14039,211	1510,713	979,972	73,386
Orthogonal matrix				
	+0,536	-0,536	-0,643	+0,106
	+0,491	+0,514	-0,134	-0,690
	+0,468	+0,523	+0,071	+0,709
	+0,503	-0,417	+0,750	-0,099
Three-dimensional volume				
	144168,080529			

Table 14a — Statistics on colour distribution for N2

Mean values	Cyan	Magenta	Yellow	Black
	143,342	144,368	131,546	56,586
Covariance matrix				
	4675,972	2939,515	1785,710	3176,580
	2939,515	3564,193	3507,749	2670,341
	1785,710	3507,749	5732,631	3258,812
	3176,580	2670,341	3258,812	4063,857
Elements of diagonal matrix				
	13222,929	3416,644	1146,350	250,730
Orthogonal matrix				
	+0,466	+0,707	-0,189	-0,498
	+0,480	-0,027	-0,601	+0,639
	+0,552	-0,694	-0,019	-0,462
	+0,498	+0,135	+0,776	+0,362
Three-dimensional volume				
	227573,830824			

Table 14b — Statistics on colour distribution for N2A

Mean values	Cyan	Magenta	Yellow	Black
	146,871	147,909	134,040	51,929
Covariance matrix				
	7105,047	4467,046	2783,309	4045,841
	4467,046	5432,578	5343,045	3390,705
	2783,309	5343,045	8465,716	3973,082
	4045,841	3390,705	3973,082	4733,814
Elements of diagonal matrix				
	18592,448	5018,652	1674,168	451,888
Orthogonal matrix				
	+0,486	+0,713	-0,198	-0,465
	+0,506	-0,037	-0,514	+0,691
	+0,569	-0,685	-0,003	-0,455
	+0,429	+0,144	+0,835	+0,314
Three-dimensional volume				
	395240,437250			

Table 15a — Statistics on colour distribution for N3

Mean values	Cyan	Magenta	Yellow	Black
	135,701	163,586	172,014	56,526
Covariance matrix				
	4833,478	2206,267	1299,670	3182,021
	2206,267	2793,231	1991,101	2003,236
	1299,670	1991,101	2719,205	1643,697
	3182,021	2003,236	1643,697	3532,701
Elements of diagonal matrix				
	9925,783	2465,735	908,392	578,705
Orthogonal matrix				
	+0,620	-0,568	-0,387	-0,378
	+0,443	+0,398	-0,493	+0,634
	+0,357	+0,707	+0,121	-0,599
	+0,540	-0,142	+0,770	+0,310
Three-dimensional volume				
	149105,057668			

Table 15b — Statistics on colour distribution for N3A

Mean values	Cyan	Magenta	Yellow	Black
	139,329	172,749	183,958	50,852
Covariance matrix				
	7187,664	3330,000	2018,110	3892,501
	3330,000	4381,818	3119,456	2489,232
	2018,110	3119,456	4243,498	1992,405
	3892,501	2489,232	1992,405	4000,965
Elements of diagonal matrix				
	13722,274	3771,460	1362,367	957,843
Orthogonal matrix				
	+0,638	-0,589	-0,367	-0,333
	+0,480	+0,386	-0,401	+0,678
	+0,390	+0,689	+0,116	-0,599
	+0,458	-0,170	+0,831	+0,264
Three-dimensional volume				
	265530,750300			

Table 16a — Statistics on colour distribution for N4

Mean values	Cyan	Magenta	Yellow	Black
	114,842	103,812	107,087	44,424
Covariance matrix				
	3362,198	2825,651	2786,366	2347,933
	2825,651	2612,105	2465,680	2065,230
	2786,366	2465,680	2883,403	1868,255
	2347,933	2065,230	1868,255	1933,129
Elements of diagonal matrix				
	10003,190	520,403	145,084	122,159
Orthogonal matrix				
	+0,570	-0,171	-0,803	+0,037
	+0,501	-0,112	+0,344	-0,786
	+0,505	+0,783	+0,205	+0,300
	+0,411	-0,587	+0,442	+0,539
Three-dimensional volume				
	27481,987660			

Table 16b — Statistics on colour distribution for N4A

Mean values	Cyan	Magenta	Yellow	Black
	111,120	97,522	100,936	36,267
Covariance matrix				
	5328,486	4415,102	4429,223	2624,775
	4415,102	4028,753	3869,978	2296,698
	4429,223	3869,978	4590,665	2092,145
	2624,775	2296,698	2092,145	1744,422
Elements of diagonal matrix				
	14468,114	745,135	277,810	201,267
Orthogonal matrix				
	+0,596	-0,231	-0,653	-0,407
	+0,517	-0,168	+0,008	+0,839
	+0,534	+0,756	+0,333	-0,181
	+0,304	-0,589	+0,680	-0,312
Three-dimensional volume				
	54726,490697			

Table 17a — Statistics on colour distribution for N5

Mean values	Cyan	Magenta	Yellow	Black
	80,586	84,794	94,679	15,043
Covariance matrix				
	3663,957	2777,343	3052,873	1766,297
	2777,343	3738,317	3586,673	1454,020
	3052,873	3586,673	4852,286	1371,759
	1766,297	1454,020	1371,759	1227,078
Elements of diagonal matrix				
	11131,622	1437,581	657,803	254,633
Orthogonal matrix				
	+0,513	+0,653	-0,314	-0,460
	+0,541	-0,187	+0,794	-0,203
	+0,615	-0,572	-0,499	+0,214
	+0,256	+0,460	+0,148	+0,837
Three-dimensional volume				
	102599,072051			

Table 17b — Statistics on colour distribution for N5A

Mean values	Cyan	Magenta	Yellow	Black
	67,438	72,576	85,565	12,012
Covariance matrix				
	5728,137	4383,062	4879,483	1897,251
	4383,062	5891,166	5652,072	1601,704
	4879,483	5652,072	7634,809	1429,639
	1897,251	1601,704	1429,639	1139,226
Elements of diagonal matrix				
	16978,905	1978,309	1055,834	380,290
Orthogonal matrix				
	+0,518	+0,725	-0,299	-0,343
	+0,551	-0,168	+0,789	-0,211
	+0,631	-0,552	-0,499	+0,220
	+0,175	+0,377	+0,196	+0,888
Three-dimensional volume				
	188321,446527			

Table 18a — Statistics on colour distribution for N6

Mean values	Cyan	Magenta	Yellow	Black
	162,462	153,631	115,787	74,355
Covariance matrix				
	3152,495	2568,675	2438,795	3014,348
	2568,675	2768,393	2250,246	2612,142
	2438,795	2250,246	2673,726	3136,704
	3014,348	2612,142	3136,704	4379,837
Elements of diagonal matrix				
	11378,631	988,334	391,088	216,397
Orthogonal matrix				
	+0,492	+0,424	-0,749	+0,132
	+0,446	+0,597	+0,571	-0,344
	+0,464	-0,203	+0,330	+0,796
	+0,586	-0,649	-0,068	-0,480
Three-dimensional volume				
	66318,424902			

Table 18b — Statistics on colour distribution for N6A

Mean values	Cyan	Magenta	Yellow	Black
	171,632	160,135	112,186	70,805
Covariance matrix				
	5051,937	4123,133	3902,143	3876,317
	4123,133	4400,630	3598,394	3408,809
	3902,143	3598,394	4290,903	4200,439
	3876,317	3408,809	4200,439	5217,865
Elements of diagonal matrix				
	16315,399	1659,623	598,896	387,417
Orthogonal matrix				
	+0,520	+0,433	-0,735	+0,036
	+0,475	+0,516	+0,622	-0,348
	+0,490	-0,220	+0,257	+0,803
	+0,513	-0,706	-0,076	-0,482
Three-dimensional volume				
	127344,195873			

Table 19a — Statistics on colour distribution for N7

Mean values	Cyan	Magenta	Yellow	Black
	150,308	154,164	133,648	47,207
Covariance matrix				
	4958,261	2665,003	211,028	1723,320
	2665,003	2978,030	1658,013	1423,473
	211,028	1658,013	2507,878	1501,166
	1723,320	1423,473	1501,166	3033,362
Elements of diagonal matrix				
	8345,833	3319,846	1583,720	228,131
Orthogonal matrix				
	+0,662	-0,615	+0,054	-0,425
	+0,534	+0,087	-0,549	+0,637
	+0,289	+0,693	-0,294	-0,591
	+0,439	+0,365	+0,780	+0,254
Three-dimensional volume				
	209475,402385			

Table 19b — Statistics on colour distribution for N7A

Mean values	Cyan	Magenta	Yellow	Black
	156,260	160,677	135,272	38,064
Covariance matrix				
	7601,832	4108,104	295,866	1928,460
	4108,104	4668,464	2547,661	1719,549
	295,866	2547,661	3809,685	1857,696
	1928,460	1719,549	1857,696	3377,685
Elements of diagonal matrix				
	11970,504	4976,404	2109,279	401,479
Orthogonal matrix				
	+0,700	-0,577	+0,078	-0,413
	+0,569	+0,163	-0,486	+0,643
	+0,278	+0,730	-0,208	-0,588
	+0,331	+0,327	+0,845	+0,264
Three-dimensional volume				
	354471,231027			

Table 20a — Statistics on colour distribution for N8

Mean values	Cyan	Magenta	Yellow	Black
	157,111	165,782	175,057	99,307
Covariance matrix				
	3486,663	2814,341	2356,536	3578,815
	2814,341	3348,150	3005,006	2810,347
	2356,536	3005,006	3572,047	2780,799
	3578,815	2810,347	2780,799	4776,793
Elements of diagonal matrix				
	12537,761	1761,207	707,727	176,958
Orthogonal matrix				
	+0,491	-0,319	+0,556	-0,590
	+0,475	+0,411	+0,473	+0,618
	+0,463	+0,625	-0,480	-0,404
	+0,564	-0,581	-0,487	+0,326
Three-dimensional volume				
	125010,971100			

Table 20b — Statistics on colour distribution for N8A

Mean values	Cyan	Magenta	Yellow	Black
	164,077	175,401	186,336	95,676
Covariance matrix				
	5302,798	4292,654	3582,590	5059,570
	4292,654	5173,260	4595,264	3884,531
	3582,590	4595,264	5408,923	3718,132
	5059,570	3884,531	3718,132	6497,253
Elements of diagonal matrix				
	18190,482	2840,562	1036,829	314,362
Orthogonal matrix				
	+0,503	-0,303	+0,558	-0,585
	+0,491	+0,400	+0,441	+0,636
	+0,472	+0,604	-0,509	-0,392
	+0,531	-0,619	-0,485	+0,315
Three-dimensional volume				
	231460,985824			

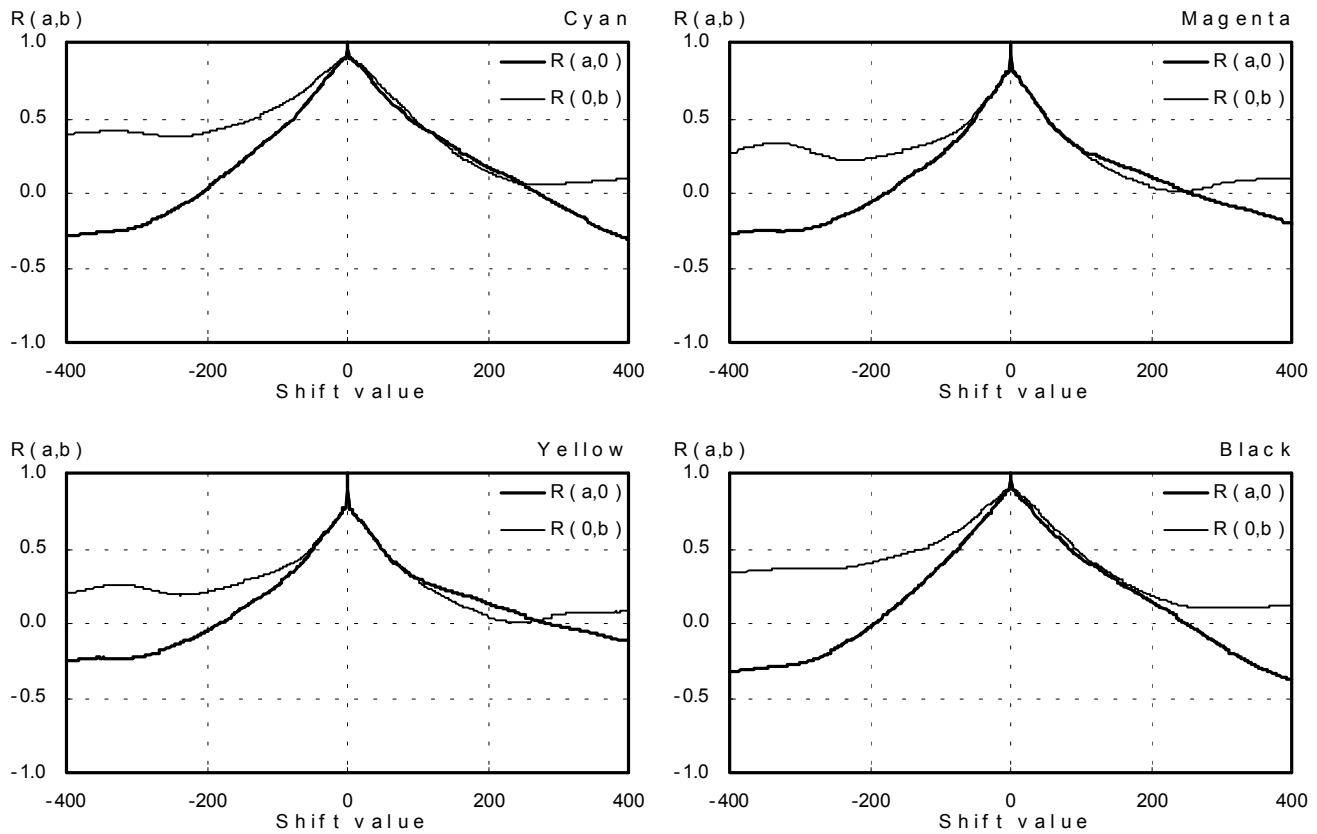


Figure 13a — Autocorrelation functions for image N1

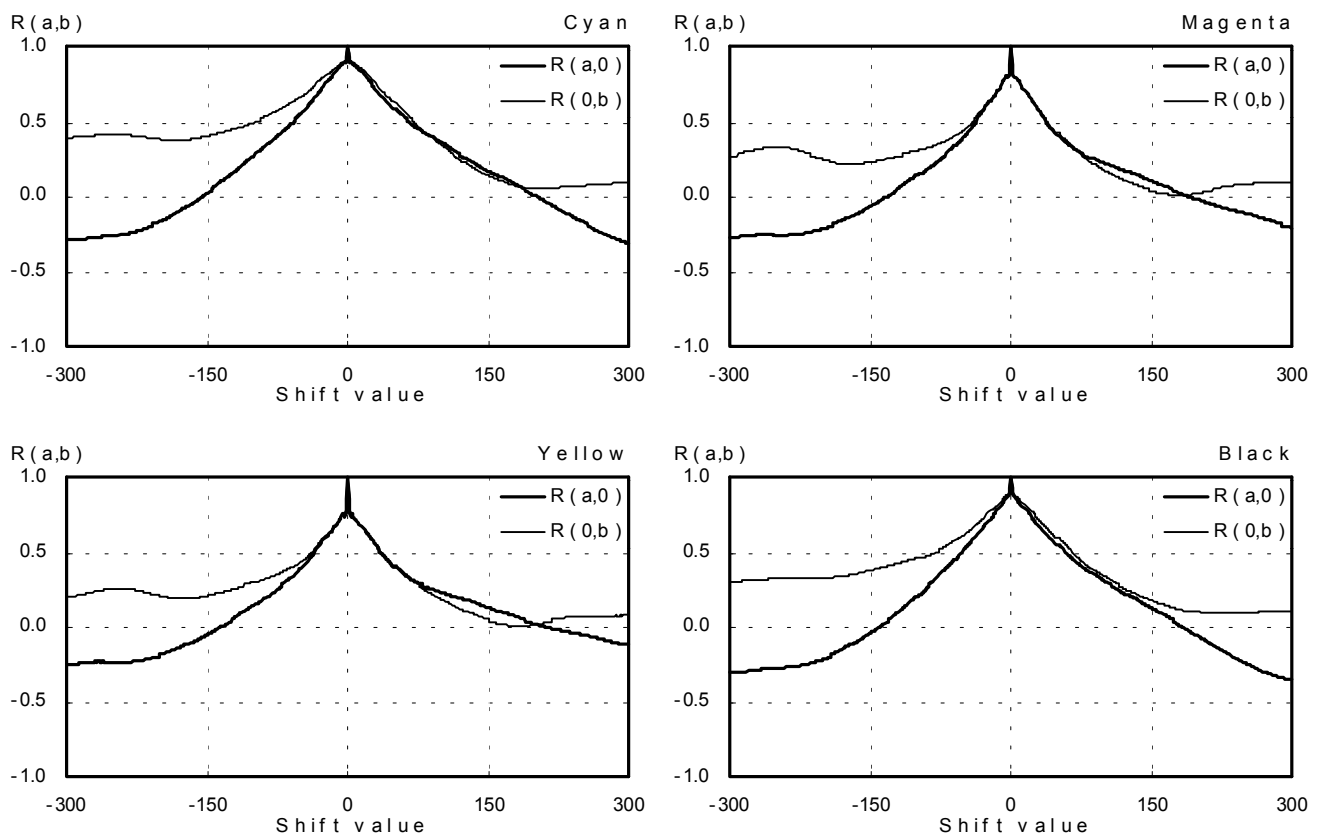


Figure 13b — Autocorrelation functions for image N1A

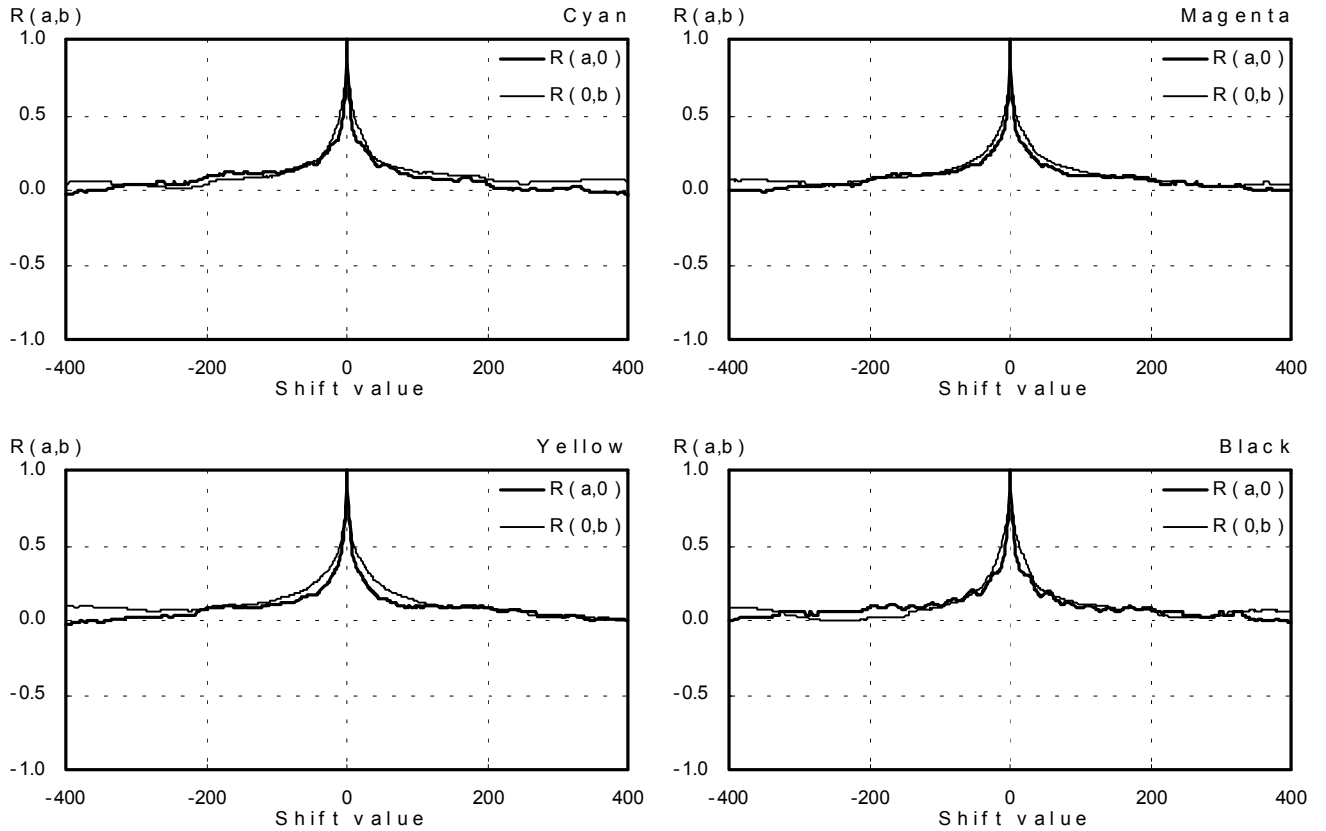


Figure 14a — Autocorrelation functions for image N2

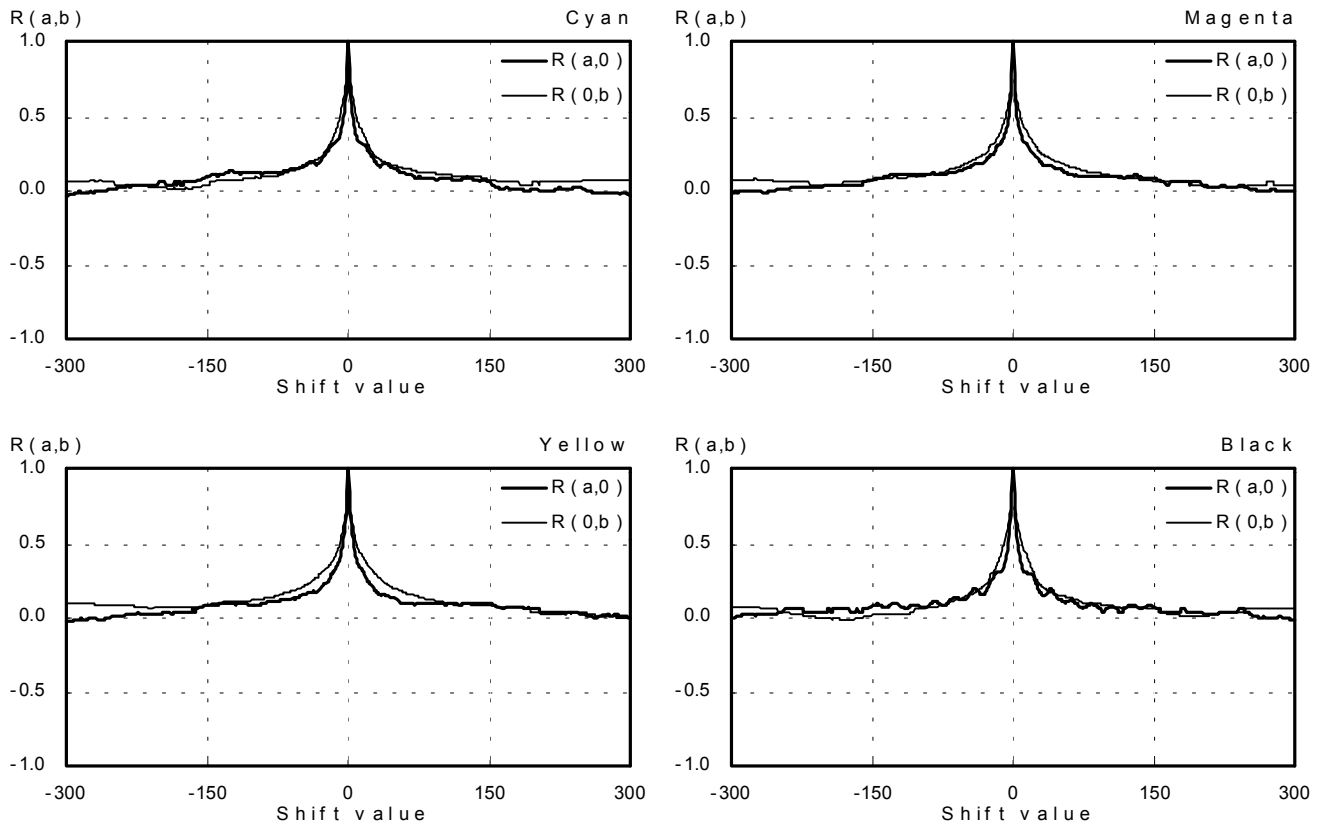


Figure 14b — Autocorrelation functions for image N2A

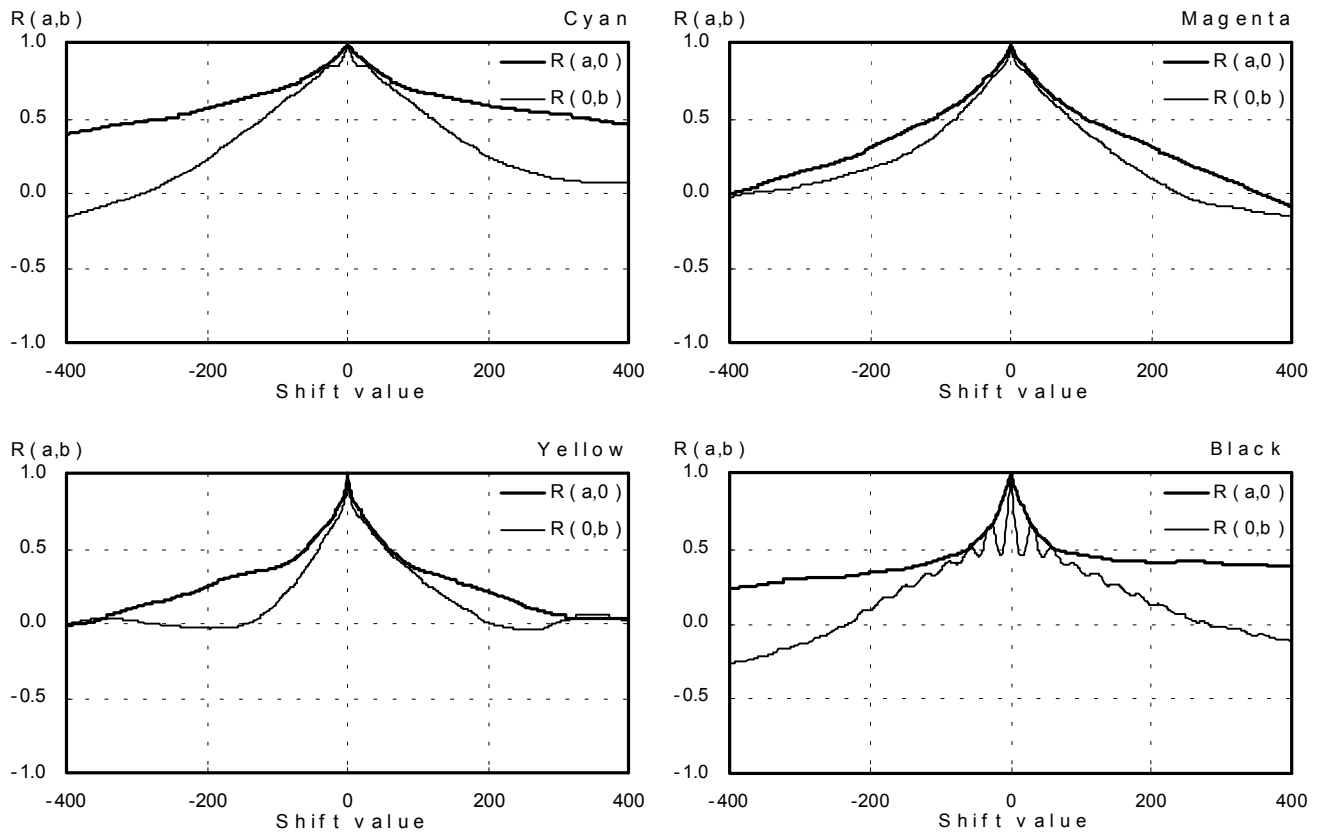


Figure 15a — Autocorrelation functions for image N3

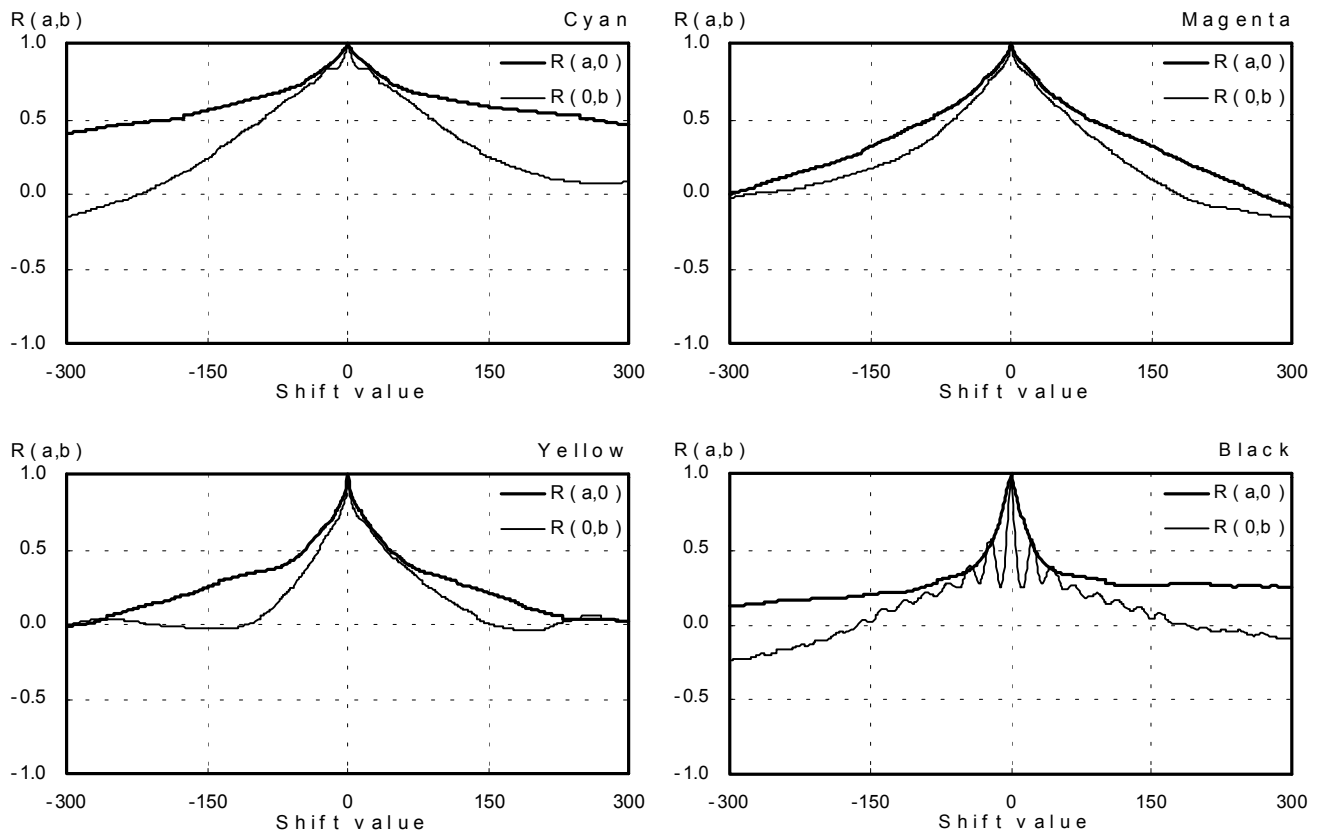


Figure 15b — Autocorrelation functions for image N3A

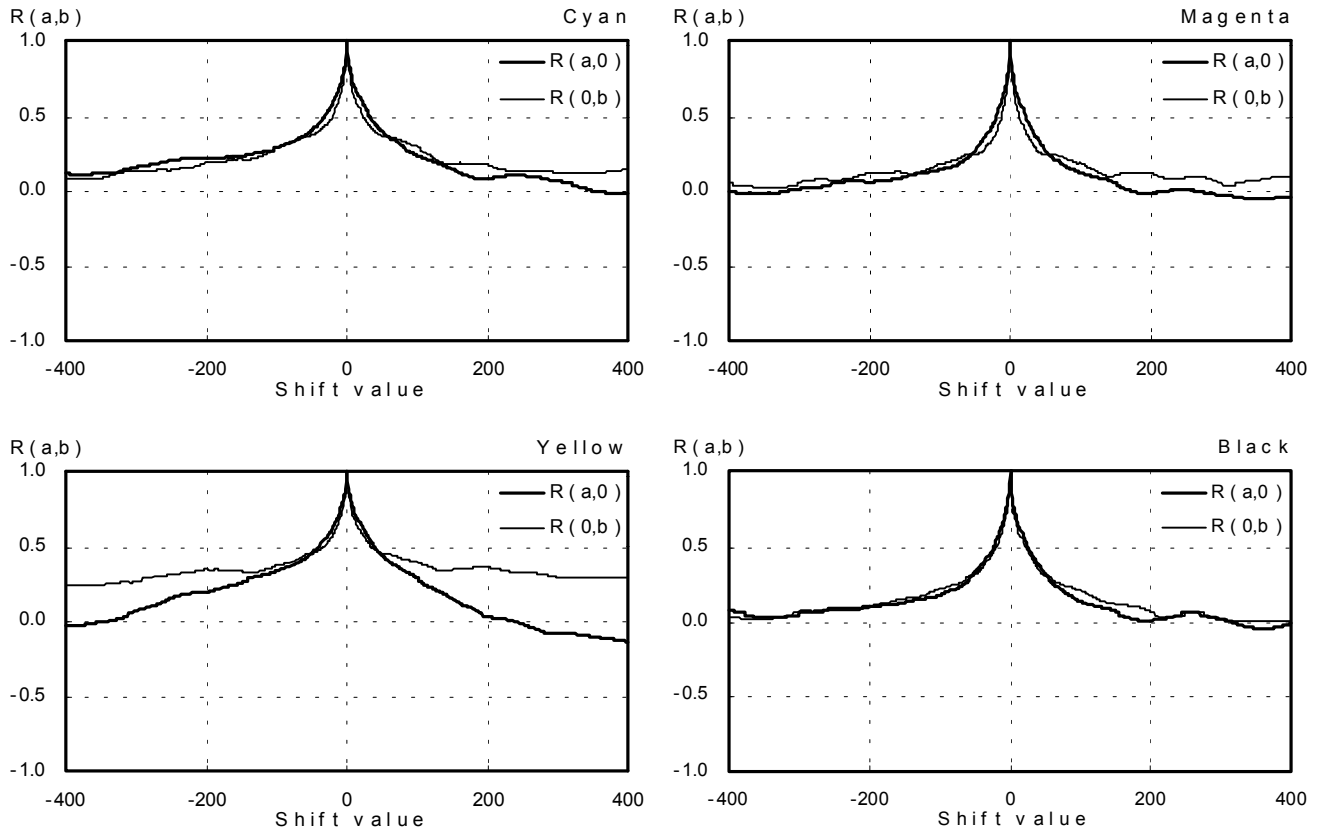


Figure 16a — Autocorrelation functions for image N4

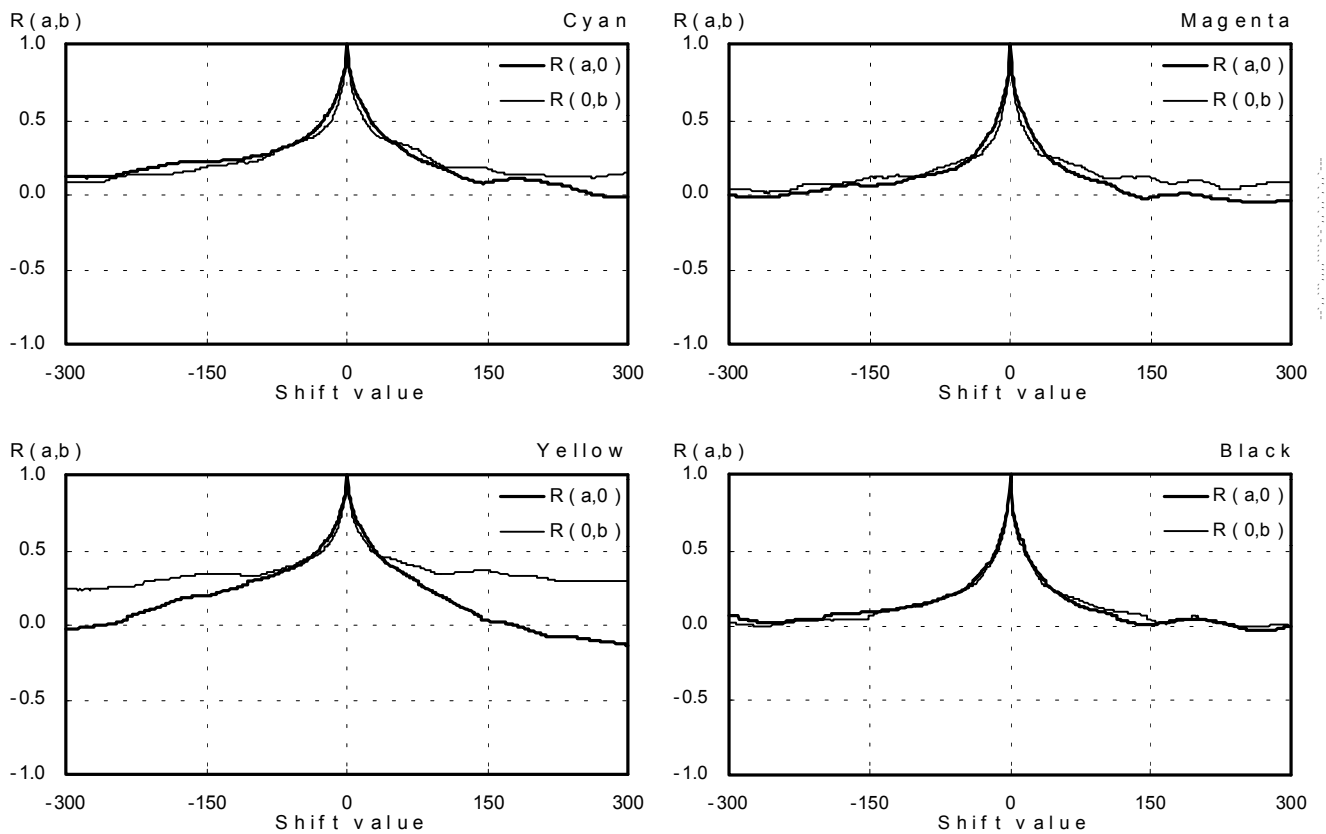


Figure 16b — Autocorrelation functions for image N4A

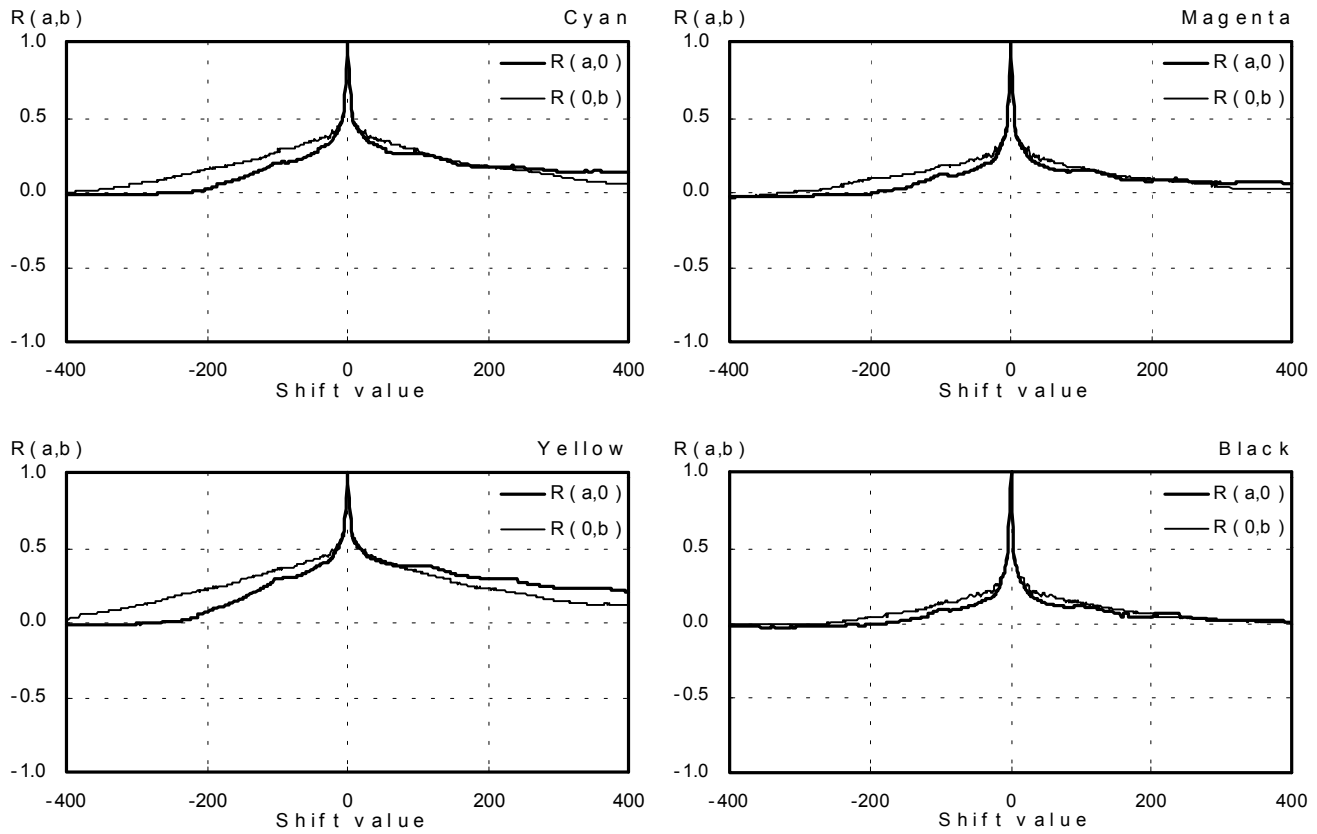


Figure 17a — Autocorrelation functions for image N5

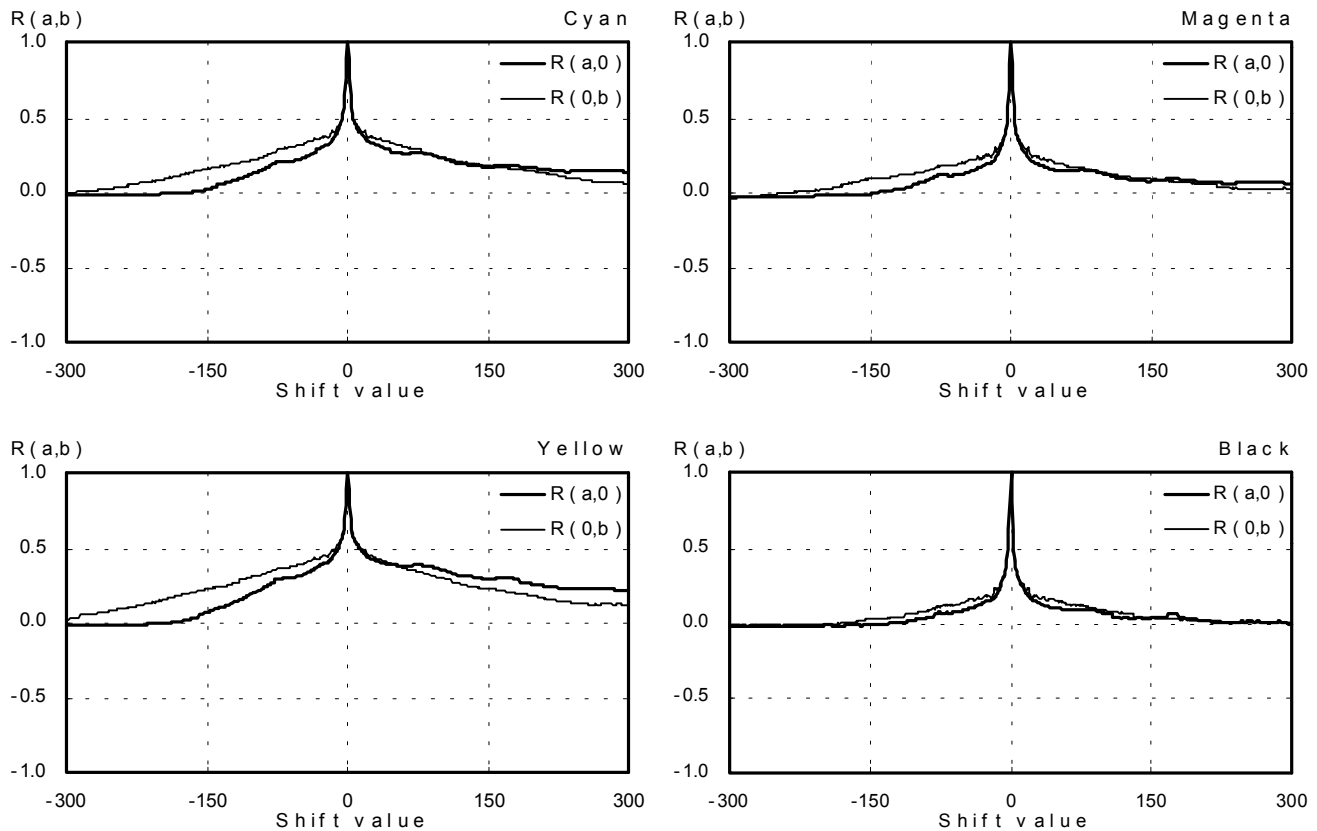


Figure 17b — Autocorrelation functions for image N5A

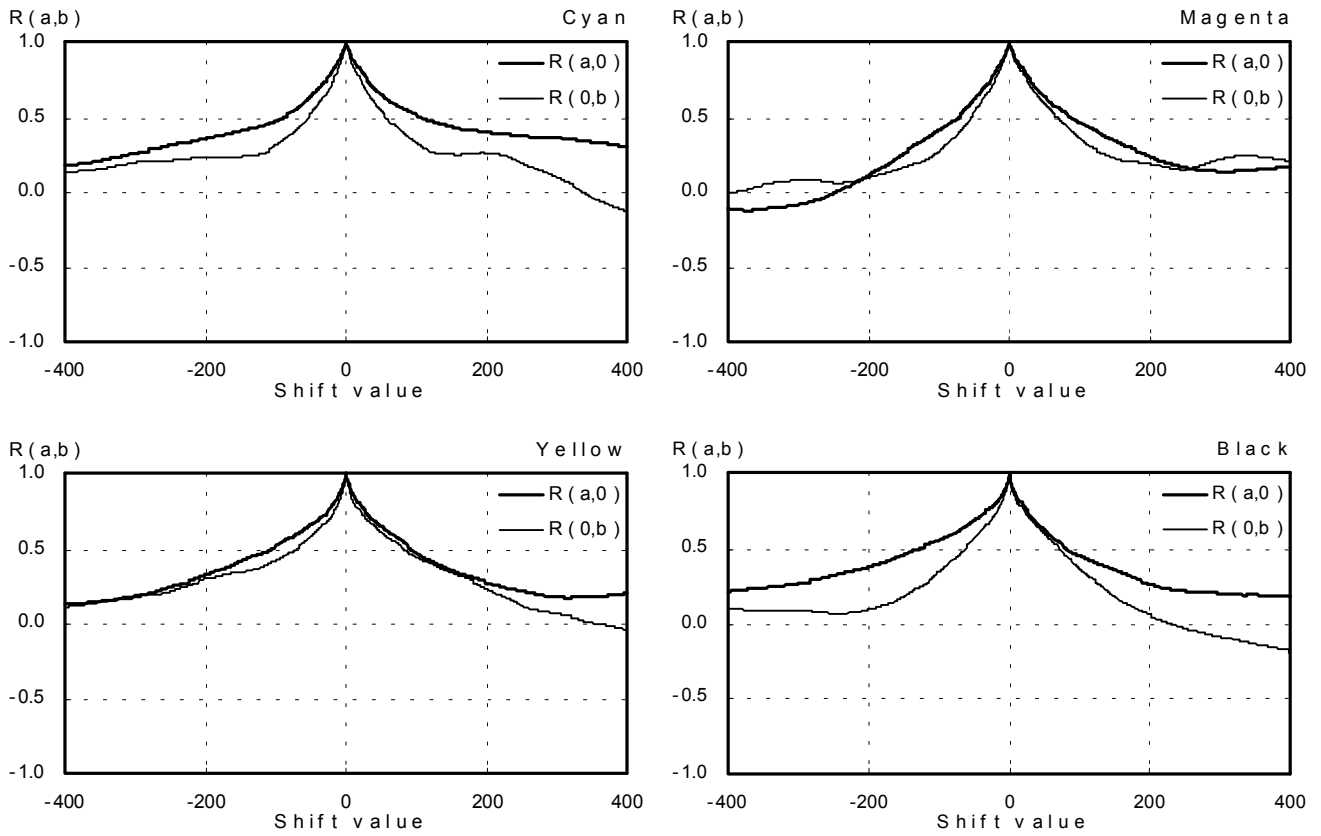


Figure 18a — Autocorrelation functions for image N6

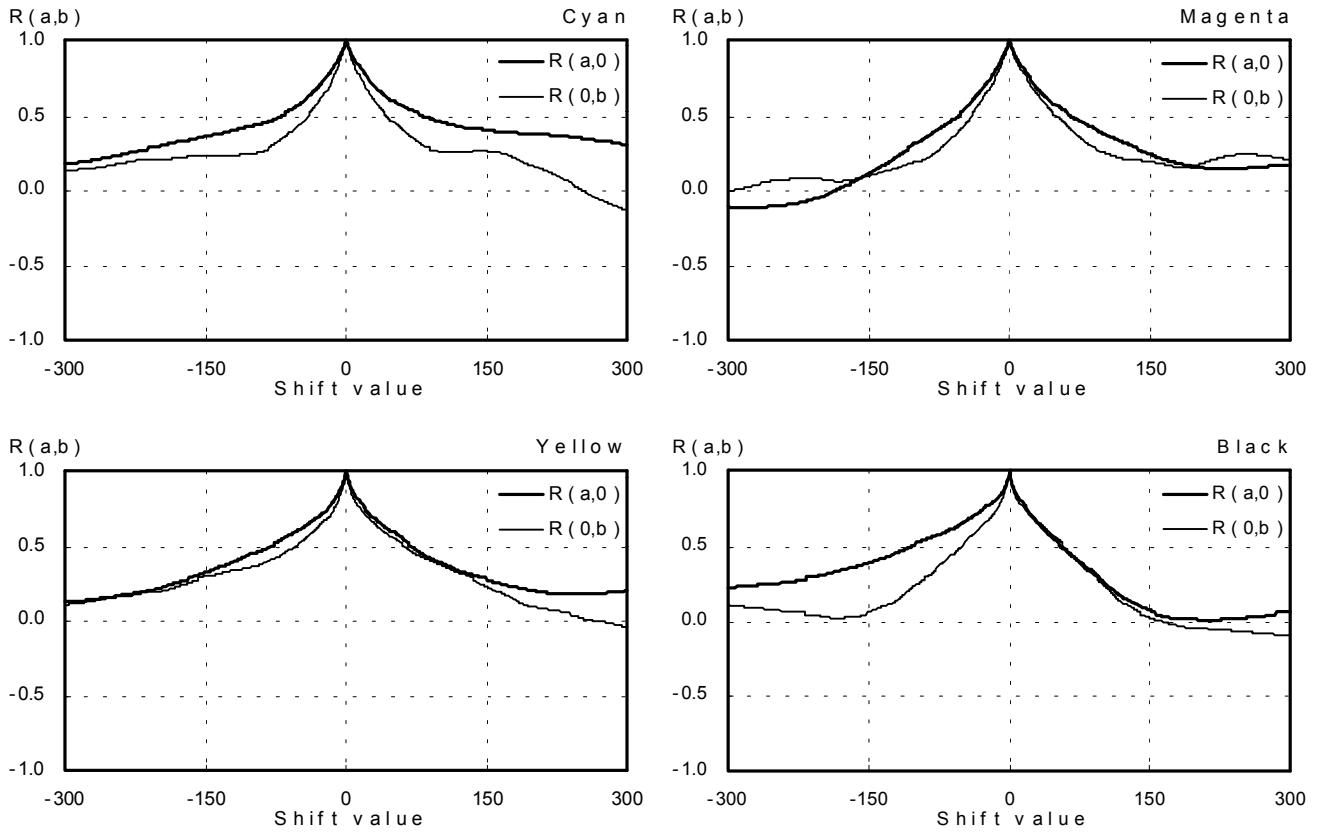


Figure 18b — Autocorrelation functions for image N6A

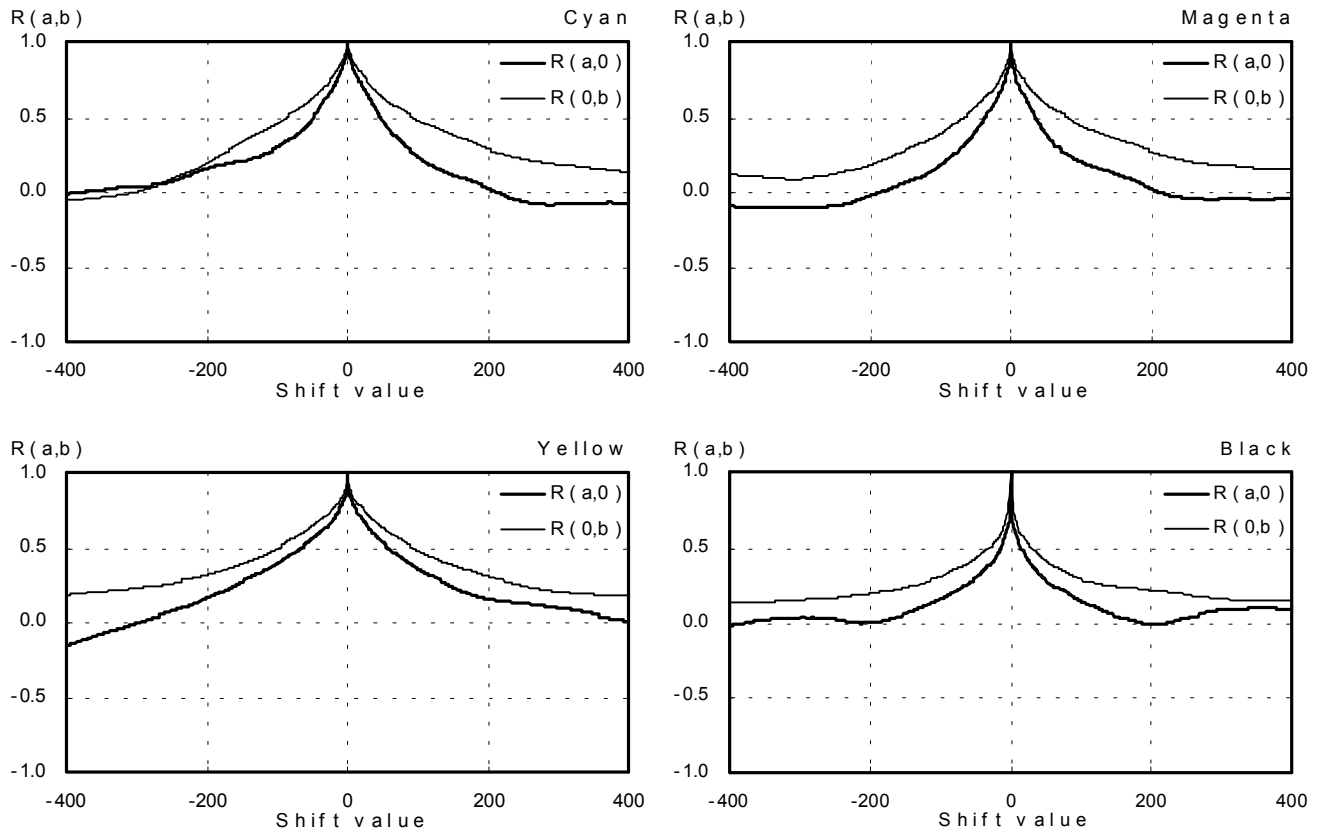


Figure 19a — Autocorrelation functions for image N7

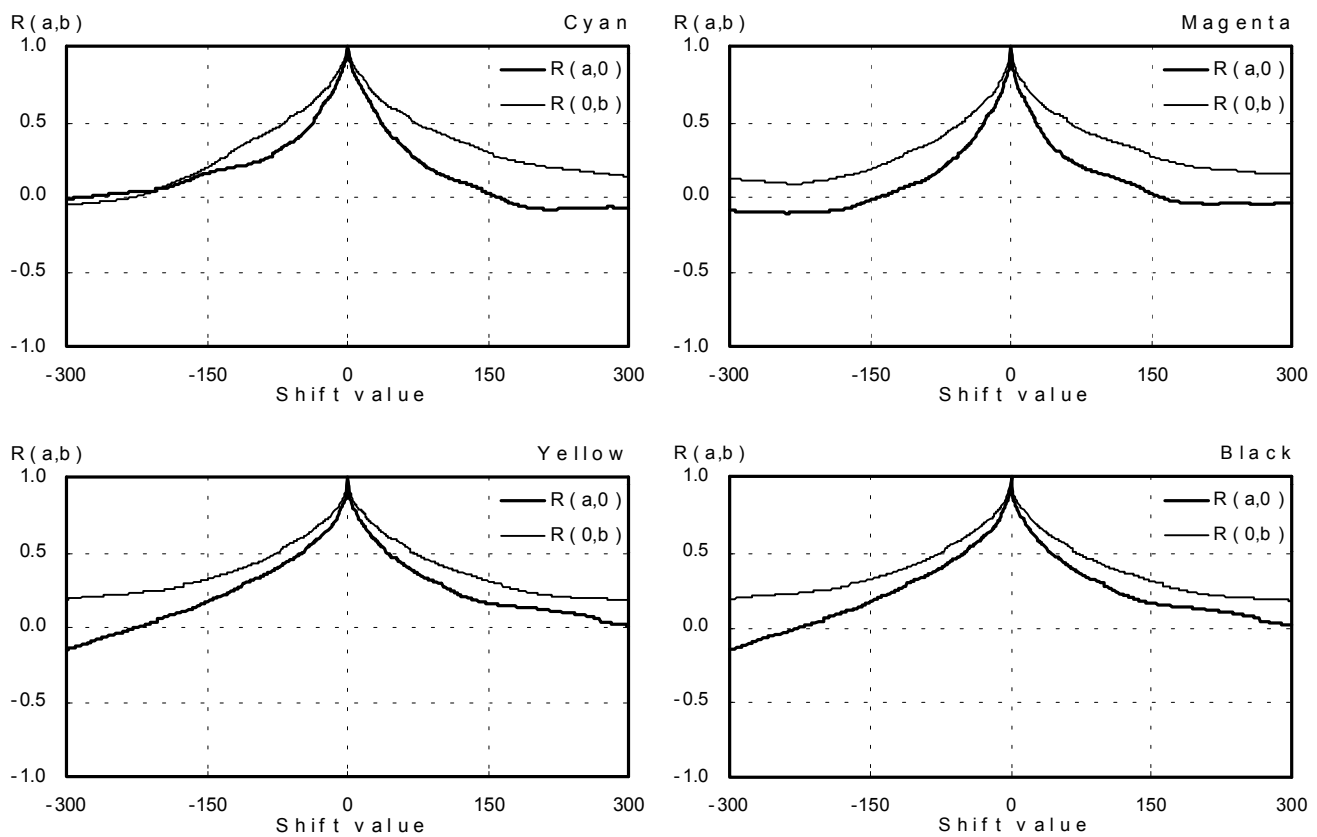


Figure 19b — Autocorrelation functions for image N7A

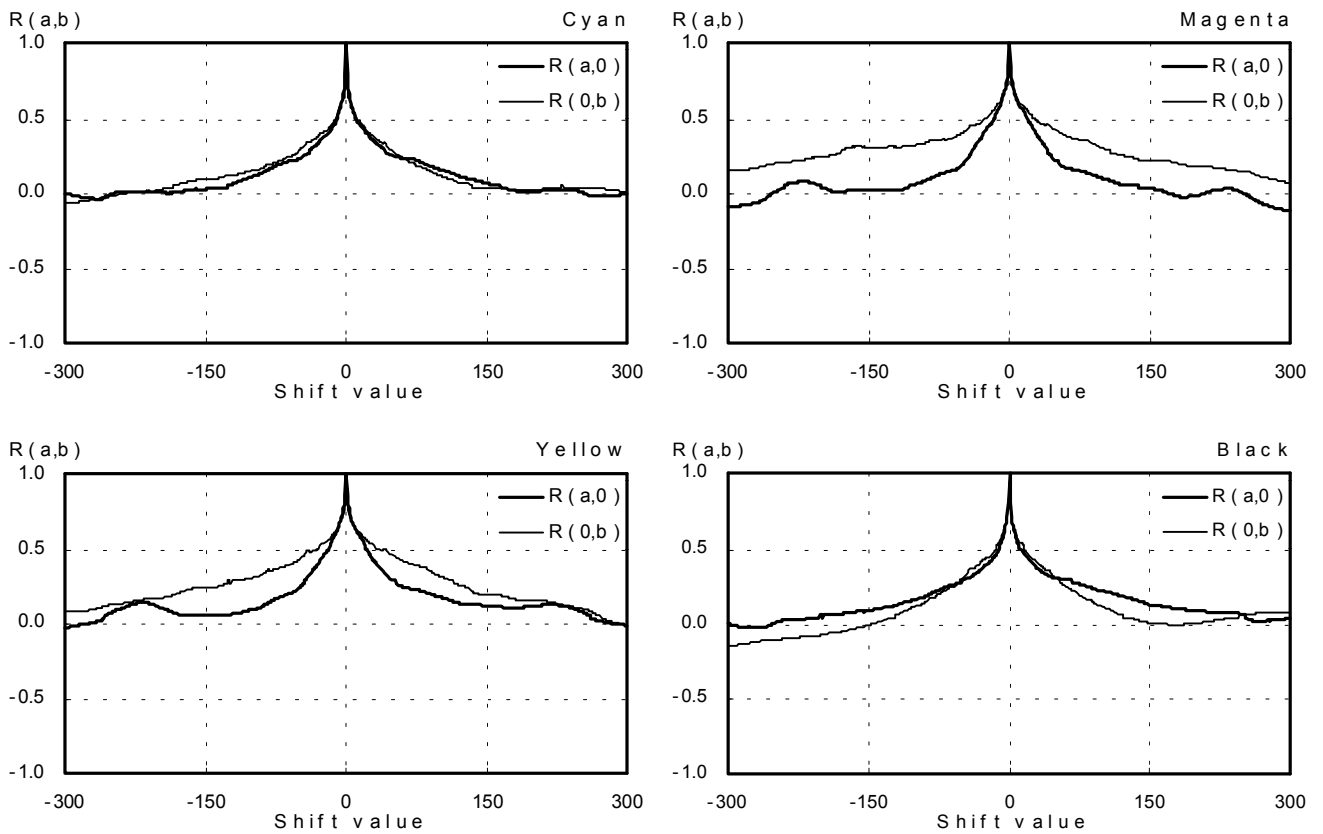


Figure 20a — Autocorrelation functions for image N8

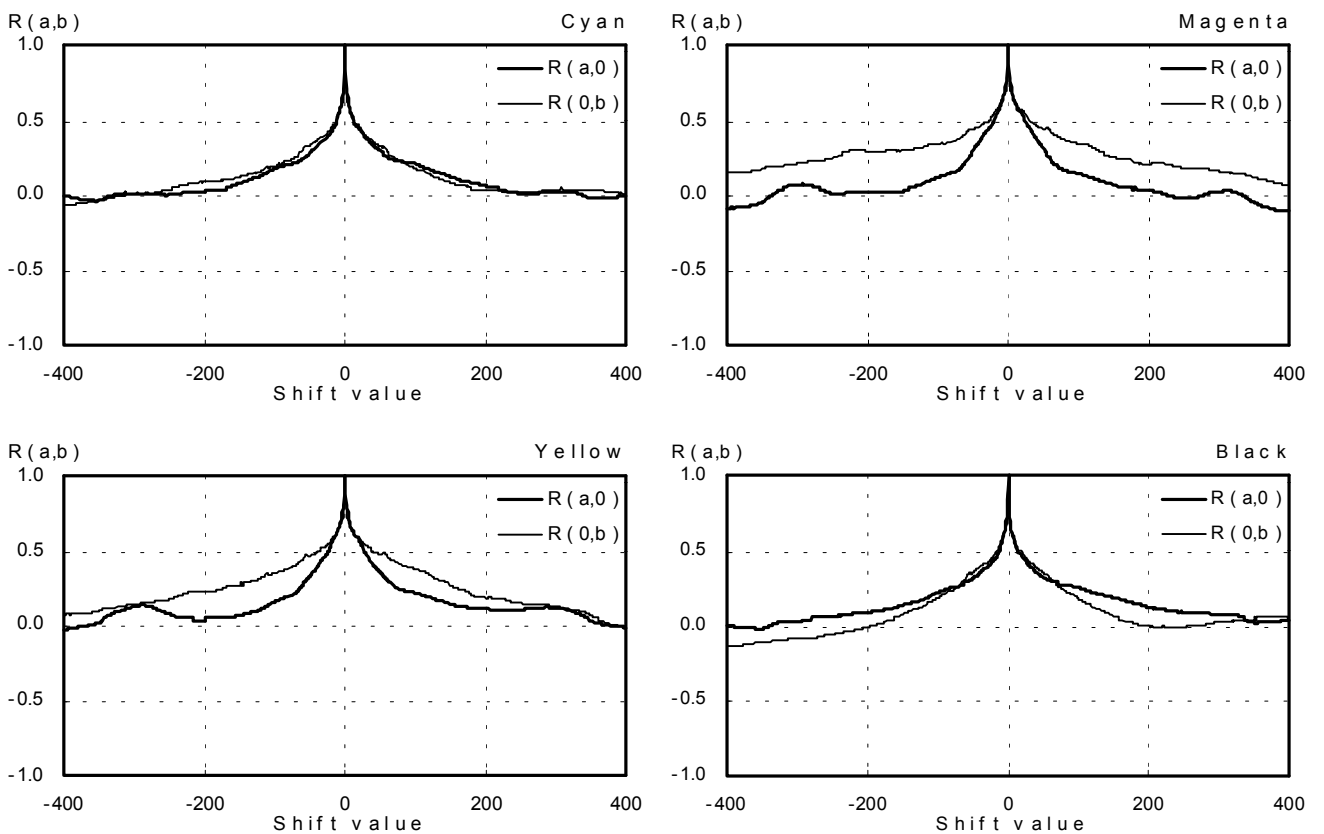


Figure 20b — Autocorrelation functions for image N8A

ICS 37.100.01

Price based on 63 pages

© ISO 2000 – All rights reserved