

International Standard



8879

INTERNATIONAL ORGANIZATION FOR STANDARDIZATION • МЕЖДУНАРОДНАЯ ОРГАНИЗАЦИЯ ПО СТАНДАРТИЗАЦИИ • ORGANISATION INTERNATIONALE DE NORMALISATION

Information processing — Text and office systems — Standard Generalized Markup Language (SGML)

Traitement de l'information — Systèmes bureautiques — Langage standard généralisé de balisage (SGML)

First edition — 1986-10-15

UDC 681.3.06

Ref. No. ISO 8879-1986 (E)

Descriptors : data processing, documentation, logical structure, programming (computers), artificial languages, programming languages.

ISO 8879-1986 (E)

Price based on 155 pages

Preis XL

Foreword

ISO (the International Organization for Standardization) is a worldwide federation of national standards bodies (ISO member bodies). The work of preparing International Standards is normally carried out through ISO technical committees. Each member body interested in a subject for which a technical committee has been established has the right to be represented on that committee. International organizations, governmental and non-governmental, in liaison with ISO, also take part in the work.

Draft International Standards adopted by the technical committees are circulated to the member bodies for approval before their acceptance as International Standards by the ISO Council. They are approved in accordance with ISO procedures requiring at least 75 % approval by the member bodies voting.

International Standard ISO 8879 was prepared by Technical Committee ISO/TC 97, *Information processing systems*.

Users should note that all International Standards undergo revision from time to time and that any reference made herein to any other International Standard implies its latest edition, unless otherwise stated.



Information processing — Text and office systems — Standard Generalized Markup Language (SGML) AMENDMENT 1

Traitement de l'information — Systèmes bureautiques — Langage standard généralisé de balisage (SGML)
AMENDEMENT 1

Amendment 1 to International Standard ISO 8879:1986 was prepared by Technical Committee ISO/TC 97, *Information processing systems*.

1 Introduction

This amendment enhances the technical content of ISO 8879. The purpose of these enhancements is to improve the expression of the design of SGML, not to change that design. Typographic errors and omissions are also corrected, clarifying notes are provided for unclear areas, and the following ambiguities are resolved (principal clauses affected are in parentheses):

- Entities may be parsed with respect to the base document type as well as active document and link types (4.2, 4.3, 7.1, 12.1.1)
- Data attributes (notation parameters) have the same syntax as other attributes (10.5.5, 11.3, 11.4)
- Link syntax allows element nesting (12.1.4, 12.2, 12.3) and general entities (9.4.4, 10.4.2, 12.1.4.1)
- Potential error conditions may be reported (15.4)
- Conditions under which start-tag omission is ambiguous are clarified (7.3.1.1)
- SHORTTAG and DATATAG have priority over OMITTAG (7.3.2, 7.4.1.1)
- Forms of mixed content in which treatment of separator characters could cause anomalous results are clarified (7.6.1) and warned against (11.2.4)
- A tokenized attribute value has no extraneous spaces (7.9.3, 7.9.4)
- CDATA and SDATA (like NDATA) are data entities (4.7.5.1, 7.9.4.3, 10.5.3, 10.5.5)
- General entity name attribute, like other tokenized attributes, has a list form (7.9.4, 11.3.3)
- System declaration enhanced and clarified (15.6)
- General rules for delimiter recognition were modified to avoid conflict with existing exceptions (9.6, 9.6.1, Figure 3, 9.6.2, 9.6.6, 10.5.1, 11.2.2)

2 Changes to ISO 8879-1986

Changes are listed in order by page number and clause or sub-clause number. Page numbers are prefixed by the word "Page"; clause and sub-clause numbers are not prefixed. All notes are part of the corrected text, not part of the instructions for correction. Text appearing after a colon (:) is unquoted literal text to be inserted or deleted, as indicated.

UDC 681.3.06 : 655.53

Ref. No. ISO 8879:1986/A1:1988 (E)

Descriptors : data processing, text processing, information interchange, documentation, documents, logical structure, programming (computers), artificial languages, programming languages.

© International Organization for Standardization, 1988 ●

Printed in Switzerland

Price based on 15 pages

Page 4

2 Change "formatted" to: imaged

Page 5

3 After the em dash in the reference to ISO 646 insert: ISO
4.2 Replace definition with:

A document type that the system has identified as being active.

NOTE — An SGML entity is parsed with respect to its active document types, if any, or if not, with respect to its base document type and any active link types.

4.3 Replace definition with:

A link process that the system has identified as being active.

4.8.1 Insert new definition after 4.8:

4.8.1 associated notation (name): A notation name associated with the subject of a markup declaration by its *associated notation name* parameter.

Page 8

4.67 Change "is its default" to: becomes its default

4.69 In the first sentence, change "link type definition" to: by a link process definition

4.72.1 Insert new definition after 4.72:

4.72.1 data attribute: An attribute of the data conforming to a particular data content notation.

NOTE — In most cases, the value of the data attributes must be known before the data can be interpreted in accordance with the notation.

Page 9

4.75 Delete both occurrences of: non-SGML

4.75.1 Insert new definition after 4.75:

4.75.1 data entity: An entity that was declared to be data and therefore is not parsed when referenced.

NOTE — There are three kinds: character data entity, specific character data entity, and non-SGML data entity.

Page 12

4.143 Change "is" to: can be

4.156 Renumber (and reorder) these sub-clauses as follows: 4.156 becomes 4.158, 4.158 becomes 4.157, and 4.157 becomes 4.156.

4.159.1 Insert new definition after 4.159:

4.159.1 initial link set: The link set that is current at the start of the document instance.

Page 15

4.225 Change "is" to: can be

Page 17

4.267 In the definition, insert before the colon: a semantic error (such as a generic identifier that does not identify an element type) or

4.267 In item b), change "group's" to: token's

4.267 Re-letter items e) and f), respectively, to f) and g), and insert new item e): an otherwise allowable omission of a tag that creates an ambiguity;

4.269 Replace period at end of note with: (see 5.1).

Page 21

- 5.2 Insert new paragraph before last paragraph:

Successive instances of a syntactic token are deemed to be repetitions of a repeatable token, where permissible, rather than instances of multiple tokens.

- 6.1 In [1], insert before "non-SGML": *character data entity* | *specific character data entity* |
 6.2 In [2], move the first "s*," to immediately after the equals sign and delete the second.
 6.2 In [3], delete: s*
 6.2 In item a), change "appropriate delimiter action is performed" to: ensuing markup is parsed (see item d, below)

Page 22

- 6.2 After item c), add new item d):

Within markup, a character is tested to see if it is part of a delimiter string, a separator, delimited literal data, or a token (see 9.6.6).

- 6.3 Change heading to: Data Entities

- 6.3 Insert new productions before [6]:

[5.1] character data entity = SGML character*, Ee

[5.2] specific character data entity
 = SGML character*, Ee

- 6.3 In the note, delete: non-SGML

- 7.1 Replace last sentence of first paragraph with: An SGML entity is parsed with respect to its base document type and any active link types unless one or more active document types are identified, in which case it is parsed only with respect to them.

- 7.1 Add to last paragraph:

There can be an active document type only if "CONCUR YES" is specified on the SGML *declaration*. The base document type can be active only if at least one other document type is active.

NOTE — Parsing with respect to the base document type alone is accomplished by not identifying an active document type.

There can be an active link type for an entity if it has at least one link process definition. The possibility of simultaneous active link types depends on the class of link type, as follows:

simple More than one simple link type can be active, in addition to any implicit and explicit links.

implicit Only one can be active.

explicit More than one can be active only if they form a chain of processes in which the source document type of the first is the base document type, the source document type of the second is the result document type of the first, etc. The last link type in the chain can be an implicit link.

- 7.2 In [10], replace the expression with: *base document element, other prolog**

- 7.2.1 Replace "definitions" with: declarations

- 7.3.1 Replace first paragraph with:

A tag can be omitted only as provided in this sub-sub-clause, and only if the omission would not create an ambiguity, and if "OMITTAG YES" is specified on the SGML *declaration*.

Page 23

- 7.3.1.1 Insert new paragraph after list:

It is ambiguous to omit the start-tag of an element whose content begins with a short reference string whose mapping is changed by the element's associated short reference map.

- 7.3.1.2 Delete: for a *document element*, or

- 7.3.1.2 Re-letter items a) and b), respectively, to b) and c), and insert new item a): by the end of an SGML *document entity* or SGML *subdocument entity*;

- 7.3.2 In the first sentence, change "the *end-tag* can be omitted for" to: data can serve as the *end-tag* of
- 7.3.2 Add new paragraph:

An element that has a data tag is not treated as having an omitted *end-tag*.

- 7.4.1.1 In [16], delete: *document type specification, s**,

Page 24

- 7.4.1.1 Insert note after list:

NOTE — A *generic identifier specification* is implied for an *empty start-tag* prior to determining whether any tags were omitted before it.

- 7.4.1.3 In [18], delete: *document type specification*,
- 7.4.2 Change "resolution of references" to: interpretation of attribute value literals
- 7.5.1.1 In [21], delete: *s**,
- 7.6 In [27], change "*link type*" to: *link set*

Page 25

- 7.6.1 Add note after second paragraph (after the list):

NOTE — The determination that an *RE* is data is made during recognition of markup. Markup recognition, which includes recognition of omitted tags, occurs before the determination of whether an *RE* can be ignored according to the above rules. This sequence produces intuitive results in the normal case, where data can occur anywhere in the *content* of an element, as in:

(quote | *#PCDATA*)*

In content models where the occurrence of data is restricted, however, as in

(*x*, *#PCDATA*)

the situations described in items a) and b) would be treated as errors during markup recognition. The use of such content models is normally unnecessary and therefore not normally recommended (see 11.2.4).

- 7.7 In the last paragraph, delete: or "EXPLICIT YES"
- 7.7.1 Delete sub-sub-clause.
- 7.7.2 Delete sub-sub-clause.

Page 26

- 7.8 Insert after "valid": in a *generic identifier specification*
- 7.8.1.1 After "specified for", insert: the start-tag of
- 7.9.3 Add to paragraph:

NOTE — Interpretation of an *attribute value literal* occurs as though the attribute were *character data*, regardless of its actual declared value.

An attribute value other than *character data* is tokenized by replacing a sequence of *SPACE* characters with a single *SPACE* character and ignoring leading or trailing *SPACE* characters.

NOTE — Tokenization is performed without regard to the original literal; for example, whether CDATA or SDATA entities were used is irrelevant.

Page 27

- 7.9.3.1 Replace paragraph with:

An *attribute value specification* can be an *attribute value* (that is, not an *attribute value literal*) only if it contains nothing but name characters and either:

- a) it occurs in an *attribute definition list*; or
- b) "SHORTTAG YES" is specified on the *SGML declaration*.
- 7.9.4 In [35], change "*general entity name*" to: *general entity name* | *general entity name list*

- 7.9.4 Insert new production after [35]:
 [35.1] general entity name list = *name list*
- 7.9.4 In [39], [40], [42], and [43], replace "s+" with: **SPACE**
- 7.9.4 Change "fourteen" to: fifteen
- 7.9.4.3 Replace sub-clause with:

The value of a *general entity name* attribute, and of each *name* in a *general entity name list*, must be the *name* of a data entity or an SGML subdocument entity. Such a name must be declared as though it occurred in a *general entity reference* with no *name group* specified (see 9.4.4.1).

- 7.9.4.5 In item a), change "for an" to: for a *general entity name list*,
- 7.9.4.5 Add new paragraph after last paragraph:

In a single *attribute specification list*, the total number of names in *general entity name* and *general entity name list* attribute values, whether defaulted or specified, cannot exceed the "GRPCNT" quantity.

Page 28

- 9.1 Add new paragraph and note after last paragraph:

A reference to a non-SGML data entity, PI entity, or SGML subdocument entity, is prohibited in *replaceable character data*. A reference to a CDATA entity or SDATA entity is permitted.

NOTE — An effect of this sub-clause is to require that an element or marked section that is declared to be *replaceable character data* must start and end in the same entity.

- 9.3 Add note:

NOTE — A *number* or *number token* is not a quantity but a character string, like a *name* or *name token*; therefore, "01" and "1", for example, are not equivalent.

Page 29

- 9.4.3 In item "b" of the note, change "must (and other elements should)" to: , or of a marked section that is ignored, must (and the content of other elements and marked sections should)
- 9.4.3 In item "c" of the note, replace everything up to the right parenthesis with: For other elements and marked sections, the *start-tag* and *end-tag* (or *marked section start* and *marked section end*)
- 9.4.4 In [59] and [60], replace "*document type specification*" with: *name group*?
- 9.4.4 Replace paragraph with new text:

A *name group* can be specified only if "CONCUR YES", "SIMPLE YES", "IMPLICIT YES", or "EXPLICIT YES" is specified on the *SGML declaration*, and the reference does not occur within a *start-tag* or *prolog*.

NOTE — This requirement does not prohibit specifying a *name group* for a *parameter entity reference* within a *marked section start* in a document instance.

If a *name group* is specified, the entity reference is ignored unless a *name* in the *name group* is that of an active document type or link type.

9.4.4.1 Applicable Entity Declaration

NOTE — The following requirements apply to entity names used in the value of general entity name and general entity name list attributes, as well as to named entity references.

Before an entity *name* can be used, it must be declared by an *entity declaration* in all applicable DTDs, except that a general entity *name* that is undeclared in a particular DTD is treated as though it had been declared for the default entity if that DTD has one.

The applicable DTDs depend on the context in which the entity *name* occurs, as follows:

- a) Within a start-tag, all DTDs applicable to the tag.

NOTE — That is, either the base DTD or those of active document types named in the tag's *document type specification*.

- b) Elsewhere in a document instance, the DTDs of active document types or the source DTDs of active link types specified in a named entity reference's *name group*, or, for any name that is undeclared in such a DTD, or if no *name group* is specified, the base DTD.

NOTE — An effect of this requirement is that an entity declared in the base document type can be referenced in an instance of any document type in which no entity with the same name was defined, and in which, for a general entity, no default entity was defined.

- c) Within a DTD, the same DTD.
 d) Within a *result attribute specification*, the result DTD.
 e) Elsewhere in an LPD, the source DTD.

NOTE — An LPD is parsed as though entity declarations within it had occurred in its source DTD.

NOTES

1 An effect of these requirements is that a default entity declared in the base document type will be referenced by an undeclared general entity name in an instance of any document type that does not itself have a default entity.

2 If an entity declaration specifies a data content notation, the notation must be declared in the same DTD as the entity.

- 9.4.5 In the paragraph after the note, replace "*name character*" with: character that could occur in the reference

Page 30

- 9.5 In the last paragraph before the notes, insert before the period: in the context in which the replacement occurs.
 9.6 Change the initial "A" to: Except as otherwise provided in this International Standard, a
 9.6 Change "*translation-reference character set*" to: *syntax-reference character set*.
 9.6 Add note and new paragraph:

NOTE — A named character reference can be used to enter the first character of a delimiter string or delimiter-in-context, but only the first character.

All characters of a delimiter string or delimiter-in-context (see 9.6.2) must occur in the same entity.

- 9.6.1 For "CON", add note at end of Meaning:

NOTE — Most delimiters will not be recognized when the *content* is *character data* or *replaceable character data*.

- 9.6.1 In "CXT" Meaning, change "DS" to: DSM

Page 31

Figure 3 Except for "DSC", change all "DS" in the Mode column to: DSM

Figure 3 For "DSC", add Constraint: ENT

Figure 3 For "ETAGO", add an additional Mode: TAG

Figure 3 For "MINUS", add Constraint: EX

Figure 3 For "MINUS", change Description of Role to: Exclusion

Figure 3 For "PERO", add an additional Mode: LIT

Figure 3 For "PLUS", add Constraint: EX

9.6.1 In the list, change "DS" to "DSM" and insert new entry before it:
DS Recognized in a declaration subset.

9.6.1 In the Meaning of "DSM" (originally "DS"), change "and" to: or

9.6.1 In the Meaning of "MD", delete the parenthesized phrase.

9.6.1 Add note after list:

NOTE — Recognition modes can nest. For example, when a markup declaration begins, the recognition mode becomes "MD". If a **GRPO** occurs in the declaration, the mode will become "GRP", and an **MDC** (for example) will not be recognizable. When a **GRPC** occurs, the "GRP" mode ends and the recognition mode again becomes "MD".

9.6.2 In the Meaning of "NMS", insert before "is specified": , "SIMPLE YES", "IMPLICIT YES", or "EXPLICIT YES",

9.6.2 Replace second paragraph with:

Other contextual constraints are:

9.6.2 Add to end of second list:

EX In "MD" mode, recognized only at the start of a delimiter-in-context in which it is followed by **grpo**; in "GRP" mode, no constraints.

ENT Recognized only in the same entity as the corresponding **dso**.

Page 32

9.6.6 In the first paragraph, replace each occurrence of "*name start character*" with: *name character*

Page 34

10.1.1 In the second sentence of the first paragraph, change "intervening" to: surrounding or intervening

Page 35

10.1.5 Add paragraph and note:

A generic identifier can be a valid associated element type whether or not it is specified as an element type in the document type definition.

NOTE — This provision makes it easier to use public definitions that name a large set of generic identifiers in conjunction with a more restrictive document type that does not permit all of them.

10.1.6 Add sentence to 1st paragraph: The generated *system identifier* must be the same for all uses of the *external identifier*, except in the case of a default entity, where it must be the same for all references with a given undeclared entity name.

10.1.6.2 Replace the words "whether specified or generated" with: added to that of its *public identifier* component

10.1.7 Replace period at end of paragraph with: , except that such a sequence is ignored if it occurs at the start or end of the *minimum literal*.

Page 36

10.2.2.2 Insert new production after [87]:

[87.1] ISO text description = *minimum data*

10.2.2.3 Move "two-character" before "language code".

10.2.2.3 In the second sentence, change "must" to: should

10.2.2.4 In [89] and in the paragraph that follows it, change "*minimum literal*" to: *minimum data*

10.2.2.4 Change both occurrences of "must" to: should

10.2.2.4 Add to note 1:

The full set of 128 characters, which is not registered, should be designated by:

ESC 2/5 4/0

Page 37

10.2.2.4 In note 2, change "it uniquely identifies" to: it should uniquely identify

10.4.2 In [97], replace "*qualified status keyword* |" with a left parenthesis and insert a second right parenthesis before the first asterisk.

10.4.2 Delete productions [98] and [99].

- 10.4.2 In the definition for "IGNORE", replace "marked section declaration" with "*marked section start* or *marked section end*" and delete: , but its status keyword specification is ignored
- 10.4.2 Delete the two paragraphs that begin with "A *qualified status keyword*".

Page 38

- 10.4.2 Replace the first paragraph beginning "If the effective" with the following paragraph and note:
- If the effective status is "CDATA" or "RCDATA", a *marked section declaration* is terminated by the first *marked section end*.

NOTE — A nested *marked section declaration* within the CDATA or RCDATA marked section in the same entity could not occur, as the markup would not be recognized.

- 10.5.1 Insert paragraph after the definition of "DEFAULT":
- The *pero* in production 104 is recognized as a delimiter in this context without a contextual constraint.
- 10.5.1.1 Replace "one character" with: the number of characters in a *pero* delimiter string
- 10.5.1.2 Delete the second sentence of the second paragraph.
- 10.5.2 Add note after second paragraph:

NOTE — An entity whose text includes a *parameter literal* is considered a single entity even if the literal contained entity references that were resolved when the literal was interpreted.

- 10.5.3 For "PI", delete "data" from the definition.
- 10.5.3 In note 1, change *character data* to: a data character
- 10.5.3 Change "*translation-reference character set*" to: syntax-reference character set
- 10.5.3 Add note 3:

No data content notation applies to an internal data entity that is the subject of an explicit content reference. To specify a notation, the entity must be declared as an external data entity.

Page 39

- 10.5.5 In [109], replace "NDATA" with: ("CDATA" | "NDATA" | "SDATA")
- 10.5.5 In [109], insert before the right parenthesis: , *data attribute specification*?
- 10.5.5 Add new items to list:
- CDATA** means the entity is a *character data entity*.
- SDATA** means the entity is a *specific character data entity*.
- 10.5.5 Add the text of the note to the preceding paragraph and delete the note.
- 10.5.5 In the penultimate paragraph, delete both occurrences of "non-SGML" in the first sentence, and replace the second sentence with: The referenced entities, and any data entities referenced within a nested structure of data entities, should be declared in the same document type definitions as the original data entity.
- 11.1 Add new paragraph:

An *Ee* or *parameter entity reference* cannot occur in a *document type declaration*, except within the *document type declaration subset*.

Page 40

- 11.2.1 In the first paragraph, change "whether directly or indirectly" to: and it cannot be the same as a *rank stem*, or as the *generic identifier* that is derived by appending the *rank suffix* of a *ranked element* to its *rank stem*.
- 11.2.2 Insert paragraph after the definition of "*minus*":
- The *minus* in productions 123 and 124 is recognized as a delimiter in this context without a contextual constraint.
- 11.2.2 In last paragraph, insert after "has": a content reference attribute or
- 11.2.4 Replace the definition of "ANY" with:

means the *content model* is an optional and repeatable *or* group whose members are "#PCDATA" and all of the GIs specified as element types in the same document type definition.

Page 41

11.2.4 In first paragraph, insert note after first sentence:

NOTE — It is recommended that "#PCDATA" be used only when data characters are to be permitted anywhere in the *content* of the element; that is, in a *content model* where it is the sole token, or where *or* is the only connector used in any *model group*.

This recommendation is made because separator characters, which are recognized as separators in *element content*, are treated as data in *mixed content*. In content models where this recommendation is not followed, such as

(x, #PCDATA)

an *RE* occurring before the start-tag of "x" would (because it is data) imply the start of an "x" element (because an "x" is contextually required). The actual start-tag for "x" would then be treated as an error (because a second "x" is not permitted).

An equivalent for a non-recommended content model can normally be obtained by replacing "#PCDATA" with the GI of an element whose content is "#PCDATA" and both of whose tags can be omitted.

This recommendation should not be construed as deprecating the use of the data tag feature (see the note in 11.2.4.4), but care should be taken with separator characters.

11.2.4 In first paragraph, change "In either case, the" to: The

11.2.4 Add new paragraph and note:

A *generic identifier* can be a valid *element token* whether or not it is specified as an *element type* in the document type definition.

NOTE — This provision makes it easier to use public definitions that name a large set of generic identifiers in conjunction with a more restrictive document type that does not permit all of them.

11.2.4.1 Add new paragraph:

A *model group* with a single *content token* is regarded as a *seq* group.

11.2.4.3 Change "look-ahead." to: looking ahead in the document instance. The priority rules stated earlier in 11.2.4 are not considered in determining whether a content model is ambiguous.

11.2.4.4 Add to the end of [133]: , *occurrence indicator*?

Page 42

11.2.4.5 In the second paragraph, insert "content" before "tokens" and change "model group" to: content model

11.3 In [141], change "*associated element type*" to: (*associated element type* | *associated notation name*)

11.3 Change "*associated element type*" to: individual associated element type

11.3.1 Add: NOTE -- Default values should not be considered in applying this rule.

11.3.2 Add paragraph and note:

Within a document type definition, the same *attribute name* should be used for all attributes having a *declared value* of "ID".

NOTE — Use of a common name for all ID attributes emphasizes the requirement that an ID value must be unique within a document instance.

Page 43

11.3.3 In [145], change "ENTITY" to: "ENTITY" | "ENTITIES"

11.3.3 Add to list after "ENTITY":

ENTITIES means the *attribute value* is a *general entity name list*.

11.3.4 In the note, change "name" to: name, general entity name list,

11.4 Delete the note.

Page 44

11.4 At end of sub-clause, add new sub-sub-clause:

11.4.1 Data Attributes

NOTE — Data attributes are defined for a data content notation. Values can be specified for them on the entity declarations for data entities conforming to the notation.

The *declared value* of a data attribute cannot be "ENTITY", "ENTITIES", "ID", "IDREF", "IDREFS", or "NOTATION".

"CURRENT" or "CONREF" cannot be specified for a data attribute.

11.4.1.1 Associated Notation Name

[149.1] associated notation name = *rni*, "NOTATION", *ps* +, (*notation name* | *name group*)

where

NOTATION means the attributes being defined are data attributes.

Each *name* in the *name group* must be a *notation name* defined in the same document type definition in which this attribute definition list occurs, and not specified for any other attribute definition list. It need not have been defined prior to this declaration, but must be defined prior to a reference to an entity for which it was declared to be the notation.

11.4.1.2 Data Attribute Specification

[149.2] data attribute specification = *ps* +, **dso**, *attribute specification list*, *s**, **dsc**

The validity of a data *attribute specification list* is determined by the attribute definition list associated with the data content notation. The attribute definition list must have been declared prior to this declaration.

The *data attribute specification* must be omitted if its *attribute specification list* is empty.

12.1 Before the first left parenthesis in [154], insert: *ps* +,
12.1 Add new paragraph:

An **Ee** or *parameter entity reference* cannot occur in a *link type declaration*, except within the *link type declaration subset*.

Page 45

12.1.1 Before the second *rni* in [156], insert: *ps* +,
12.1.1 Insert new sub-sub-sub-clause after 12.1.1:

12.1.1.1 Limits

The number of simple link processes that can be active simultaneously cannot exceed the quantity specified for "SIMPLE" on the *link type features* parameter of the *SGML declaration*.

12.1.2 Before the *rni* in [157], insert: *ps* +,

12.1.2 In the last paragraph, change "name" to: , or another document type that is the last result document type in a chain of processes

12.1.3 Before the *result document type name* in [158], insert: *ps* +,

12.1.4 In [161], replace the expression with: (*link attribute set* | *link set declaration*)*, *ID link set declaration?*, (*link attribute set* | *link set declaration*)*

12.1.4.1 In the heading, delete: Parameter

12.1.4.1 Delete first sentence.

12.1.4.1 In the second sentence, change "end of the source document type declaration subset" to: start of the source document type declaration subset, but after the entity declarations of any preceding active link type declarations.

12.1.4.2 At the start of the last paragraph, insert: "CURRENT" or

12.2 In [163], replace the parenthesized expression and its plus suffix with: (*ps* +, *link rule*) +

12.2 After [163], add:

- 12.2 [163.1] link rule = *source element specification* | *explicit link rule*
Add to end of [164]:

| (*rnl*, "INITIAL")

where

- 12.2 **INITIAL** identifies the link set that is current when the document instance begins.
12.2 In the first sentence, change "definition" to: declaration
12.2 After first paragraph, insert new paragraphs:

"#INITIAL" must be specified for exactly one *link set declaration* in a *link type declaration subset*.

If an implicit link is specified, a *link rule* must be a *source element specification*; if an explicit link is specified, it must be an *explicit link rule*.

Page 46

- 12.2 Delete the paragraph and note.
12.2.1 In [165], insert after the existing comma: (*ps* +, *rnl*, "USELINK", *ps* +, (*link set name* | (*rnl*, "EMPTY")))?, (*ps* +, *rnl*, "POSTLINK", *ps* +, *link set specification*)?,
12.2.1 In [166], change *ps** to: *s**
12.2.1 After [166] add:

where

USELINK means that the specified link set will become the current link set when an element of an associated type becomes the current element.

NOTE — The "#USELINK" parameter acts like a link set use declaration that occurs immediately after the start-tag; that is, it affects the subelements of an element. It has no effect if an element is empty.

POSTLINK means that the specified link set will become the current link set when an element of an associated type ceases to be the current element.

NOTE — The "#POSTLINK" parameter acts like a link set use declaration that occurs immediately after the end-tag (or after the start-tag if the element is empty and has no end-tag); that is, it affects succeeding elements within the same containing element.

- 12.2.1 Replace first paragraph with new paragraphs and note:

The specified link set must be defined by a *link set declaration* in the same *link type declaration*.

An element type can be an *associated element type* in only one link rule in a link set, unless in each such link rule there is a *link attribute specification*.

NOTE — An application must be able to determine from the link attributes which rule applies to a given instance of the element type. For example, the application could define a "usage" attribute whose value is an expression that tests source attribute values and the state of processing; the rule would apply if the expression were true.

- 12.2.1 After the first sentence of the existing second paragraph, add: The attribute definition list must have been declared prior to this declaration.
12.2.2 Change the heading to: **12.2.2 Explicit Link Rule**
12.2.2 Insert new production before [167]:
[166.1] explicit link rule = (*source element specification*, *ps* +, *result element specification*) | (*source element specification*, *ps* +, *rnl*, "IMPLIED") | (*rnl*, "IMPLIED", *ps* +, *result element specification*)
12.2.2 In [167], replace the expression with: *generic identifier*, *result attribute specification*?
12.2.2 In [168], change *ps** to: *s**
12.2.2 In the definition of "IMPLIED", change "*result element*" to: source or result element
12.2.2 Replace first paragraph with new paragraph:

- 12.2.3 "#IMPLIED" can be linked to a given result element type only once in a link set.
After 12.2.2 add:

12.2.3 ID Link Set Declaration

[168.1] ID link set declaration = *mdo*, "IDLINK", (*ps* + , *name*, *ps* + , *link rule*) + , *ps**, *mdc*

The *name* should be the unique identifier of a source element. The corresponding *link rule* will apply to that element regardless of the current link set. The *associated element type* of the *link rule* must be that of the identified source element.

A *name* can be associated with only one *link rule* in an ID link set, unless in each such *link rule* there is a *link attribute specification*.

12.3 In [169], replace the parenthesized expression with: *link type name*

12.3 At end of [170] add: | (*rnl*, "RESTORE")

12.3 Insert new item at end of list:

RESTORE means the link set is that associated with the current element or, if there is none, the link set that was current when the current element began.

12.3.1 Delete the sub-sub-clause.

12.3.2 Delete the heading and the first sentence.

12.3.2 Add note after first paragraph:

NOTE — As an aid to revision of the document, a declaration such as

<!USELINK #RESTORE linktype>

should be specified at the point where the link set activated by a *link set use declaration* is no longer required.

12.3.2 Add new sentence to last paragraph:

If the *link type name* is not an active link type, the declaration is ignored.

12.3.3 Renumber the heading to: 12.4

12.3.3 In the last sentence, change "empty" to: initial

Page 47

13 In [171], replace "ISO 8879-1986" with: *minimum literal*

13 Insert new paragraph after [171]:

The *minimum data* of the *minimum literal* must be "ISO 8879:1986".

13.1.1 In [173], replace the expression with: *base character set*, *ps* + , *described character set portion*, (*ps* + , *base character set*, *ps* + , *described character set portion*)*

Page 49

Figure 5 For "ATTCAP", replace the period with: , plus NAMELEN for each occurrence (whether or not the attribute is specified) in a link set declaration of an element type associated with the definition, or, in an entity declaration, of a notation name associated with the definition.

Figure 5 For "ATTCHCAP", replace the description with:

Character of normalized length of an attribute value defined as a default value, or explicitly specified (not defaulted) in a link set declaration or data attribute specification.

Figure 5 For "GRPCAP", replace description with: Content token at any level of a content model (a data tag group is three tokens).

Figure 5 For "IDCAP", delete the parenthesized phrase.

Figure 5 For "MAPCAP", delete the parenthesized phrase and replace the period with: , plus, for each map declared, NAMELEN for each short reference delimiter in the concrete syntax (whether or not the delimiter is specified in the map).

13.4.1 In the second sentence of the first paragraph, change the first two occurrences of "character" to: character other than a *Digit*, *LC Letter*, or *UC Letter*

13.4.2 In the definition of CONTROLS, change "document" to: system

Page 51

- 13.4.6.1 Move the first two paragraphs before the heading that presently precedes it (that is, immediately after [190]) and insert a note after the first of the paragraphs:

NOTE — Different delimiter roles with the same character string can occur in CXT mode, as long as the resulting delimiters in context are unique.

- 13.4.6.2 The phrase "short reference" should not be italicized (3 occurrences).
13.4.6.2 In the second paragraph, insert before "be preceded or followed": immediately

Page 52

- Figure 6 For "ATTCNT", change "element's *attribute definitions*" to: *attribute definition list*
Figure 6 For "GRPGTCNT", replace description with: Grand total of content tokens at all levels of a content model (a data tag group is three tokens).
Figure 6 For "LITLEN", replace description with: Length of a *parameter literal* or *attribute value literal* (interpreted and undelimited).
13.5.2 In [197] change the first "YES" to: ("YES", *ps +*, *number*)
13.5.2 In the definition of "SIMPLE", insert before the period: and the specified number can be active simultaneously (1 or more)

Page 53

- 15.2.1 In the note, change "translation-reference character set" to: syntax-reference character set

Page 55

- Figure 8 In the second BASESET parameter, change "2/13" to: 2/9

Page 56

- 15.4.1 Delete list and change colon to: other errors (see 4.267).
15.4.1 After the note, add new paragraph and note:

A validating SGML parser may warn of conditions that are potentially, but not necessarily, errors.

NOTE — For example, a generic identifier that is an optional token in a *model group* but is not declared, could be an error if its element occurred in the document instance.

- 15.4.2 Change period to: , including warnings of potential SGML errors.

Page 57

- 15.6 Insert after first *ps +* in [200]:

minimum literal, *ps +*, *document character set*, *ps +*,

- 15.6 In [200], insert before *ps**: *ps +*, *SDIF support*,

- 15.6 Insert new paragraphs after first paragraph:

The *minimum data* of the *minimum literal* must be "ISO 8879:1986".

The *document character set* parameter is specified as on the *SGML declaration*, except that the system character set is being described, rather than that of a document. The system character set must include a coded representation, as a single bit combination, for each significant SGML character in every concrete syntax described by the *concrete syntaxes supported* parameter.

- 15.6.1 In the first paragraph, delete everything from the first comma up to and including the second comma.
15.6.1 In [201], delete everything from the comma following the first question mark up to and including the second question mark.
15.6.1.1 In [202], insert before the two right parentheses: , "SRLEN", *ps +*, *number*

15.6.1.1 For "SWITCHES", replace definition with:

means that changes specified by use of the "SWITCHES" parameter of the *SGML declaration* are permitted.

15.6.1.1 For "DELIMLEN", insert before "delimiter": general

15.6.1.1 For "SRCNT", change "different short reference delimiters can be assigned, as long as they do" to: a different set of short reference strings can be assigned, as long as it does

15.6.1.1 Add new item at end of list:

SRLEN means that any new short reference strings must not exceed the specified number of characters (1 or more).

15.6.1.2 Delete sub-sub-sub-clause.

Page 58

15.6.2 In the definition for "EXCLUDE", change "group's" to: token's

15.6.3 Insert new sub-sub-clause after 15.6.2:

15.6.3 SDIF Support

The *SDIF support* parameter specifies whether the system can interchange documents by means of the SGML Document Interchange Format (SDIF) defined in ISO 9069.

[204] SDIF support = "SDIF", *ps*+, "PACK", *ps*+, ("NO" | ("YES", (*ps*+, "ASN1"?))), *ps*+, "UNPACK", *ps*+, ("NO" | ("YES", (*ps*+, "ASN1"?)))

where

PACK is the function of creating an SDIF data stream from one or more entities.

UNPACK is the function of decomposing an SDIF data stream into its constituent entities.

NO means that the specified SDIF function is not supported.

YES means the specified SDIF function is supported.

ASN1 means the specified SDIF function is supported for SDIF data streams encoded according to the ASN.1 basic encoding rules specified in ISO 8825.

Page 103

C.1.3.5 In the paragraph after the example, replace "the "figure" element declaration" with: a "USEMAP" declaration associated with "figure" in the document type definition

Page 136 (eighth line before end)

E.1 In the entity declaration for p.zz.ph, insert after the first quotation mark: q |

Page 137 (fourth line before end)

E.1 In the element declaration for gl, the asterisk must follow the final right parenthesis, not precede it.

Page 138 (line 5)

E.1 In the element declaration for (%s.p.d;), the start-tag minimization parameter must be "O" rather than "-".

Page 141


Figure 12 Delete the two hyphens from both of the notation declarations.

Page 143

E.3.1.2 In the second paragraph, change "translation" to: syntax

Page 150

- Figure 15 Replace both occurrences of "opts" with: options
- Figure 15 Replace all occurrences of "1023" with: 1022
- Figure 15 Replace all occurrences of "1024" with: 1023



Contents

0 Introduction	1
0.1 Background	1
0.2 Objectives	2
0.3 Organization	3
1 Scope	4
2 Field of Application	4
3 References	5
4 Definitions	5
5 Notation	20
5.1 Syntactic Tokens	21
5.2 Ordering and Selection Symbols	21
6 Entity Structure	21
6.1 SGML Document	21
6.2 SGML Entities	21
6.2.1 S Separator	22
6.2.2 Entity End	22
6.2.3 Implied SGML Declaration	22
6.3 Non-SGML Data Entity	22
7 Element Structure	22
7.1 Prolog	22
7.2 Document Element	22
7.2.1 Limits	22
7.3 Element	22
7.3.1 Omitted Tag Minimization	22
7.3.1.1 Start-tag Omission	22
7.3.1.2 End-tag Omission	23
7.3.2 Data Tag Minimization	23
7.3.3 Quantities	23
7.4 Start-tag	23
7.4.1 Minimization	23
7.4.1.1 Empty Start-tag	23
7.4.1.2 Unclosed Start-tag	24
7.4.1.3 NET-enabling Start-tag	24
7.4.2 Quantities	24
7.5 End-tag	24
7.5.1 Minimization	24
7.5.1.1 Empty End-tag	24
7.5.1.2 Unclosed End-tag	24
7.5.1.3 Null End-tag	24
7.6 Content	24
7.6.1 Record Boundaries	25
7.7 Document Type Specification	25
7.7.1 General Entity References	25
7.7.2 Parameter Entity References	25
7.8 Generic Identifier (GI) Specification	26
7.8.1 Rank Feature	26
7.8.1.1 Full Generic Identifier	26
7.8.1.2 Rank Stem	26
7.9 Attribute Specification List	26

7.9.1	Minimization	26
7.9.1.1	Omitted Attribute Specification	26
7.9.1.2	Omitted Attribute Name	26
7.9.2	Quantities	26
7.9.3	Attribute Value Specification	26
7.9.3.1	Minimization	27
7.9.4	Attribute Value	27
7.9.4.1	Syntactic Requirements	27
7.9.4.2	Fixed Attribute	27
7.9.4.3	General Entity Name	27
7.9.4.4	Notation	27
7.9.4.5	Quantities	27
8	Processing Instruction	27
8.1	Quantities	28
9	Common Constructs	28
9.1	Replaceable Character Data	28
9.2	Character Data	28
9.2.1	SGML Character	28
9.2.2	Function Character	28
9.3	Name	28
9.3.1	Quantities	28
9.4	Entity References	28
9.4.1	Quantities	28
9.4.2	Limits	28
9.4.3	Obfuscatory Entity References	29
9.4.4	Named Entity Reference	29
9.4.5	Reference End	29
9.4.6	Short Reference	29
9.4.6.1	Equivalent Reference String	29
9.5	Character Reference	30
9.6	Delimiter Recognition	30
9.6.1	Recognition Modes	30
9.6.2	Contextual Constraints	31
9.6.3	Order of Recognition	32
9.6.4	Delimiters Starting with the Same Character	32
9.6.5	Short References with Blank Sequences	32
9.6.5.1	Quantities	32
9.6.6	Name Characters	32
9.7	Markup Suppression	32
9.8	Capacity	32
10	Markup Declarations: General	34
10.1	Parts of Declarations	34
10.1.1	Parameter Separator	34
10.1.2	Parameter Literal	34
10.1.2.1	Quantities	34
10.1.3	Group	34
10.1.3.1	Quantities	34
10.1.4	Declaration Separator	34
10.1.5	Associated Element Type	35
10.1.6	External Identifier	35
10.1.6.1	Quantities	35
10.1.6.2	Capacities	35
10.1.7	Minimum Literal	35
10.1.7.1	Quantities	35
10.2	Formal Public Identifier	35
10.2.1	Owner Identifier	35
10.2.1.1	ISO Owner Identifier	35
10.2.1.2	Registered Owner Identifier	35

10.2.1.3	Unregistered Owner Identifier	36
10.2.2	Text Identifier	36
10.2.2.1	Public Text Class	36
10.2.2.2	Public Text Description	36
10.2.2.3	Public Text Language	36
10.2.2.4	Public Text Designating Sequence	36
10.2.2.5	Public Text Display Version	37
10.3	Comment Declaration	37
10.4	Marked Section Declaration	37
10.4.1	Quantities	37
10.4.2	Status Keyword Specification	37
10.5	Entity Declaration	38
10.5.1	Entity Name	38
10.5.1.1	Quantities	38
10.5.1.2	Capacities	38
10.5.2	Entity Text	38
10.5.3	Data Text	38
10.5.4	Bracketed Text	39
10.5.4.1	Quantities	39
10.5.5	External Entity Specification	39
11	Markup Declarations: Document Type Definition	39
11.1	Document Type Declaration	39
11.2	Element Declaration	40
11.2.1	Element Type	40
11.2.1.1	Ranked Element	40
11.2.1.2	Quantities	40
11.2.2	Omitted Tag Minimization	40
11.2.3	Declared Content	40
11.2.4	Content Model	40
11.2.4.1	Connector	41
11.2.4.2	Occurrence Indicator	41
11.2.4.3	Ambiguous Content Model	41
11.2.4.4	Data Tag Group	41
11.2.4.5	Quantities	42
11.2.5	Exceptions	42
11.2.5.1	Inclusions	42
11.2.5.2	Exclusions	42
11.3	Attribute Definition List Declaration	42
11.3.1	Quantities	42
11.3.2	Attribute Name	42
11.3.3	Declared Value	43
11.3.4	Default Value	43
11.3.4.1	Quantities	43
11.3.4.2	Capacities	43
11.4	Notation Declaration	43
11.5	Short Reference Mapping Declaration	44
11.6	Short Reference Use Declaration	44
11.6.1	Use in Document Type Declaration	44
11.6.2	Use in Document Instance	44
11.6.3	Current Map	44
12	Markup Declarations: Link Process Definition	44
12.1	Link Type Declaration	44
12.1.1	Simple Link Specification	45
12.1.2	Implicit Link Specification	45
12.1.3	Explicit Link Specification	45
12.1.3.1	Limits	45
12.1.4	Link Type Declaration Subset	45
12.1.4.1	Parameter Entities	45
12.1.4.2	Link Attributes	45

12.1.4.3	Simple Link	45
12.2	Link Set Declaration	45
12.2.1	Source Element Specification	46
12.2.2	Result Element Specification	46
12.3	Link Set Use Declaration	46
12.3.1	Use in Link Type Declaration	46
12.3.2	Use in Document Instance	46
12.3.3	Current Link Set	46
13	SGML Declaration	47
13.1	Document Character Set	47
13.1.1	Character Set Description	47
13.1.1.1	Base Character Set	47
13.1.1.2	Described Character Set Portion	47
13.1.2	Non-SGML Character Identification	48
13.2	Capacity Set	48
13.3	Concrete Syntax Scope	48
13.4	Concrete Syntax	49
13.4.1	Public Concrete Syntax	49
13.4.2	Shunned Character Number Identification	49
13.4.3	Syntax-reference Character Set	50
13.4.4	Function Character Identification	50
13.4.5	Naming Rules	50
13.4.6	Delimiter Set	51
13.4.6.1	General Delimiters	51
13.4.6.2	Short Reference Delimiters	51
13.4.7	Reserved Name Use	51
13.4.8	Quantity Set	51
13.5	Feature Use	52
13.5.1	Markup Minimization Features	52
13.5.2	Link Type Features	52
13.5.3	Other Features	52
13.6	Application-specific Information	53
14	Reference and Core Concrete Syntaxes	53
15	Conformance	53
15.1	Conforming SGML Document	53
15.1.1	Basic SGML Document	53
15.1.2	Minimal SGML Document	53
15.1.3	Variant Conforming SGML Document	53
15.2	Conforming SGML Application	53
15.2.1	Application Conventions	53
15.2.2	Conformance of Documents	53
15.2.3	Conformance of Documentation	53
15.3	Conforming SGML System	53
15.3.1	Conformance of Documentation	54
15.3.2	Conformance to System Declaration	54
15.3.3	Support for Reference Concrete Syntax	54
15.3.4	Support for Reference Capacity Set	55
15.3.5	Consistency of Parsing	55
15.3.6	Application Conventions	55
15.4	Validating SGML Parser	56
15.4.1	Error Recognition	56
15.4.2	Identification of SGML Messages	56
15.4.3	Content of SGML Messages	56
15.5	Documentation Requirements	56
15.5.1	Standard Identification	56
15.5.2	Identification of SGML Constructs	56
15.5.3	Terminology	57
15.5.4	Variant Concrete Syntax	57

15.6	System Declaration	57
15.6.1	Concrete Syntaxes Supported	57
15.6.1.1	Concrete Syntax Changes	57
15.6.1.2	Character Set Translation	57
15.6.2	Validation Services	58

Annexes

A	Introduction to Generalized Markup	59
A.1	The Markup Process	59
A.2	Descriptive Markup	60
A.3	Rigorous Markup	62
A.4	Conclusion	64
A.5	Acknowledgments	65
A.6	Bibliography	65
B	Basic Concepts	66
B.1	Documents, Document Type Definitions, and Procedures	66
B.1.1	Documents	66
B.1.2	Document Type Definitions	66
B.1.3	Procedures	67
B.2	Markup	67
B.3	Distinguishing Markup from Text	68
B.3.1	Descriptive Markup Tags	68
B.3.2	Other Markup	69
B.3.3	Record Boundaries	69
B.3.3.1	Record Boundaries in Data	70
B.3.3.2	Record Boundaries in Markup	70
B.4	Document Structure	70
B.4.1	Document Type Definitions	70
B.4.2	Element Declarations	71
B.4.2.1	Content Models	71
B.4.2.2	Connectors and Occurrence Indicators	71
B.4.2.3	Entity References in Models	72
B.4.2.4	Name Groups	72
B.4.2.5	Data Characters	73
B.4.2.6	Empty Content	73
B.4.2.7	Non-SGML Data	73
B.4.2.8	Summary of Model Delimiters	74
B.5	Attributes	74
B.5.1	Specifying Attributes	74
B.5.1.1	Names	74
B.5.1.2	Attribute Values	75
B.5.2	Declaring Attributes	75
B.5.2.1	Attribute Definition Syntax	75
B.5.2.2	Complex Attribute Values	76
B.5.2.3	Name Token Groups	77
B.5.2.4	Changing Default Values	77
B.6	Entities	78
B.6.1	Entity Reference Syntax	78
B.6.2	Declaring Entities	78
B.6.2.1	Processing Instructions	79
B.6.2.2	Entities with Entity References	79
B.6.2.3	External Entities	79
B.6.2.4	Public Entities	80
B.7	Characters	80

B.7.1	Character Classification	80
B.7.2	Character References	81
B.7.3	Using Delimiter Characters as Data	82
B.8	Marked Sections	83
B.8.1	Ignoring a Marked Section	83
B.8.2	Versions of a Single Document	84
B.8.3	Unparsable Sections	84
B.8.4	Temporary Sections	85
B.8.5	Keyword Specification	85
B.8.6	Defining a Marked Section as an Entity	85
B.9	Unique Identifier Attributes	86
B.10	Content Reference Attributes	86
B.11	Content Model Exceptions	87
B.11.1	Included Elements	87
B.11.2	Excluded Elements	87
B.12	Document Type Declaration	88
B.13	Data Content	88
B.13.1	Data Content Representations	89
B.13.1.1	Character Data (PCDATA, CDATA, and RCDATA)	89
B.13.1.2	Non-SGML Data (NDATA)	89
B.13.2	Data Content Notations	90
B.13.2.1	Notations for Character Data	90
B.13.2.2	Notations for Non-SGML Data	91
B.13.2.3	Specifying Data Content Notations	91
B.14	Customizing	92
B.14.1	The SGML Declaration	92
B.14.1.1	Optional Features	92
B.14.1.2	Variant Concrete Syntax	92
B.14.2	Impact of Customization	92
B.15	Conformance	93
C	Additional Concepts	94
C.1	Markup Minimization Features	94
C.1.1	SHORTTAG: Tags With Omitted Markup	94
C.1.1.1	Unclosed Short Tags	95
C.1.1.2	Empty Tags	95
C.1.1.3	Attribute Minimization	95
C.1.2	OMITTAG: Tags May be Omitted	96
C.1.2.1	Tag Omission Concepts	97
C.1.2.2	Specifying Minimization	97
C.1.2.3	End-tag Omission: Intruding Start-tag	98
C.1.2.4	End-tag Omission: End-tag of Containing Element	98
C.1.2.5	Start-tag Omission: Contextually Required Element	99
C.1.2.6	Combination with Short Tag Minimization	99
C.1.2.7	Markup Minimization Considerations	99
C.1.3	SHORTREF: Short Reference Delimiters May Replace Complete Entity References	100
C.1.3.1	Typewriter Keyboarding: Generalized WYSIWYG	100
C.1.3.2	Typewriter Keyboarding Example: Defining a Short Reference Map	100
C.1.3.3	Typewriter Keyboarding Example: Activating a Short Reference Map	101
C.1.3.4	Tabular Matter Example	102
C.1.3.5	Special Requirements	103
C.1.4	DATATAG: Data May Also be a Tag	103
C.1.5	RANK: Ranks May be Omitted from Tags	106
C.2	LINK Features: SIMPLE, IMPLICIT, and EXPLICIT	107
C.2.1	Link Process Definitions	108
C.3	Other Features	108


C.3.1	CONCUR: Document Instances May Occur Concurrently	108
C.3.2	SUBDOC: Nested Subdocument Entities May Occur	109
C.3.3	FORMAL: Public Identifiers are Formal	109
D	Public Text	110
D.1	Element Sets	110
D.1.1	Common Element Types	110
D.1.2	Pro Forma Element Types	110
D.2	Data Content Notations	110
D.3	Variant Concrete Syntaxes	111
D.3.1	Multicode Concrete Syntaxes	111
D.4	Entity Sets	111
D.4.1	General Considerations	112
D.4.1.1	Format of Declarations	112
D.4.1.2	Corresponding Display Entity Sets	113
D.4.1.3	Entity Names	113
D.4.1.4	Organization of Entity Sets	114
D.4.2	Alphabetic Characters	114
D.4.2.1	Latin	114
D.4.2.2	Greek Alphabetic Characters	117
D.4.2.3	Cyrillic Alphabetic Characters	119
D.4.3	General Use	121
D.4.3.1	Numeric and Special Graphic Characters	121
D.4.3.2	Diacritical Mark Characters	123
D.4.3.3	Publishing Characters	123
D.4.3.4	Box and Line Drawing Characters	125
D.4.4	Technical Use	126
D.4.4.1	General	126
D.4.4.2	Greek Symbols	128
D.4.4.3	Alternative Greek Symbols	129
D.4.5	Additional Mathematical Symbols	130
D.4.5.1	Ordinary Symbols	130
D.4.5.2	Binary and Large Operators	130
D.4.5.3	Relations	131
D.4.5.4	Negated Relations	133
D.4.5.5	Arrow Relations	134
D.4.5.6	Opening and Closing Delimiters	135
E	Application Examples	136
E.1	Document Type Definition	136
E.2	Computer Graphics Metafile	140
E.3	Device-Independent Code Extension	140
E.3.1	Code Extension Facilities	140
E.3.1.1	Avoiding False Delimiter Recognition	141
E.3.1.2	Eliminating Device and Code Dependencies	143
F	Implementation Considerations	145
F.1	A Model of SGML Parsing	145
F.1.1	Physical Input	145
F.1.1.1	Entities	145
F.1.1.2	Record Boundaries	145
F.1.2	Recognition Modes	145
F.1.3	Markup Minimization	146
F.1.4	Translation	147
F.1.5	Command Language Analogy	147

F.2	Initialization	147
F.2.1	Initial Procedure Mapping	147
F.2.2	Link Process Specification	147
F.2.3	Concurrent Document Instances	147
F.3	Dynamic Procedure Mapping	148
F.4	Error Handling	148
G	Conformance Classification and Certification	149
G.1	Classification Code	149
G.1.1	Feature Code	149
G.1.2	Validation Code	150
G.1.3	Syntax Code	151
G.2	Certification Considerations	151
H	Theoretical Basis for the SGML Content Model	152
H.1	Model Group Notation	152
H.2	Application of Automata Theory	152
H.3	Divergence from Automata Theory	153
I	Nonconforming Variations	154
I.1	Fixed-length Generic Identifiers	154
I.2	Single Delimiter	154

Figures

1	Character Classes: Abstract Syntax	29
2	Character Classes: Concrete Syntax	30
3	Reference Delimiter Set: General	31
4	Reference Delimiter Set: Short References	33
5	Reference Capacity Set	49
6	Reference Quantity Set	52
7	Reference Concrete Syntax	54
8	Typical SGML Declaration for Basic SGML Document	55
9	Element Markup	69
10	Start-tag with 2 Attributes	75
11	Multicode Basic Concrete Syntax	112
12	Graphics Metafile Attributes (1 of 2): Encoding and View	141
13	Graphics Metafile Attributes (2 of 2): Size and Rotation	142
14	Function Characters for Device-Independent Multicode Concrete Syntaxes	143

15 FSV Conformance Classification 150



Information Processing — Text and Office Systems — Standard Generalized Markup Language (SGML)

0 Introduction

This International Standard specifies a language for document representation referred to as the "Standard Generalized Markup Language" (SGML). SGML can be used for publishing in its broadest definition, ranging from single medium conventional publishing to multi-media data base publishing. SGML can also be used in office document processing when the benefits of human readability and interchange with publishing systems are required.

0.1 Background

A document can be viewed in the abstract as a structure of various types of element. An author organizes a book into chapters that contain paragraphs, for example, and figures that contain figure captions. An editor organizes a magazine into articles that contain paragraphs that contain words, and so on.

Processors treat these elements in different ways. A formatting program might print headings in a prominent type face, leave space between paragraphs, and otherwise visually convey the structure and other attributes to the reader. An information retrieval system would perhaps assign extra significance to words in a heading when creating its dictionary.

Although this connection between a document's attributes and its processing now seems obvious, it tended to be obscured by early text processing methods. In the days before automated typesetting, an editor would "mark up" a manuscript with the specific processing instructions that would create the desired format when executed by a compositor. Any connection between the instructions and the document's structure was purely in the editor's head.

Early computerized systems continued this approach by adding the process-specific "markup" to the machine-readable document file. The markup still consisted of specific processing instructions, but now they were in the language of a formatting program, rather than a human compositor. The file could not easily be used for a different purpose, or on a different computer system, without changing all the markup.

As users became more sophisticated, and as text processors became more powerful, approaches were developed that alleviated this problem. "Macro calls" (or "format calls") were used to identify points in the document where processing was to occur. The actual processing instructions were kept outside of the document, in "procedures" (or "macro definitions" or "stored formats"), where they could more easily be changed.

While the macro calls could be placed anywhere in a document, users began to recognize that most were placed at the start or end of document elements. It was natural, therefore, to choose names for such macros that were "generic identifiers" of the element types, rather than names that suggested particular processing (for example, "heading" rather than "format-17"), and so the practice of "generic coding" (or "generalized tagging") began.

Generic coding was a major step towards making automated text processing systems reflect the natural relationship between document attributes and processing. The advent of "generalized markup languages" in the early 1970's carried this trend further by providing a formal language base for generic coding. A generalized markup language observes two main principles:

- a) Descriptive markup predominates and is distinguished from processing instructions.

Descriptive markup includes both generic identifiers and other attributes of document elements that motivate processing instructions. The processing instructions, which can be in any language, are normally collected outside of the document in procedures.

As the source file is scanned for markup and the various elements are recognized, the processing system executes the procedures associated with each element and attribute for that process. For other processes, different procedures can be associated with the same elements and attributes without changing the document markup.

When a processing instruction must be entered directly in a document, it is delimited differently from descriptive markup so that it can easily be located and changed for different processes.

- b) Markup is formally defined for each type of document.

A generalized markup language formalizes document markup by incorporating "document type definitions". Type definitions include a specification (like a formal grammar) of which elements and attributes can occur in a document and in what order. With this information it is possible to determine whether the markup for an individual document is correct (that is, complies with the type definition) and also to supply markup that is missing, because it can be inferred unambiguously from other markup that is present.

NOTE — A more detailed introduction to the concepts of generic coding and the Standard Generalized Markup Language can be found in annex A.

0.2 Objectives

The Standard Generalized Markup Language standardizes the application of the generic coding and generalized markup concepts. It provides a coherent and unambiguous syntax for describing whatever a user chooses to identify within a document. The language includes:

- An "abstract syntax" for descriptive markup of document elements.
- A "reference concrete syntax" that binds the abstract syntax to particular delimiter characters and quantities. Users can define

alternative concrete syntaxes to meet their requirements.

- Markup declarations that allow the user to define a specific vocabulary of generic identifiers and attributes for different document types.
- Provision for arbitrary data content. In generalized markup, "data" is anything that is not defined by the markup language. This can include specialized "data content notations" that require interpretation different from general text: formulas, images, non-Latin alphabets, previously formatted text, or graphics.
- Entity references: a non-system-specific technique for referring to content located outside the mainstream of the document, such as separately-written chapters, pi characters, photographs, etc.
- Special delimiters for processing instructions to distinguish them from descriptive markup. Processing instructions can be entered when needed for situations that cannot be handled by the procedures, but they can easily be found and modified later when a document is sent to a different processing system.

For a generalized markup language to be an acceptable standard, however, requires more than just providing the required functional capabilities. The language must have metalinguistic properties, in order to satisfy the constraints imposed by the need to use it in a multiplicity of environments. The major constraints, and the means by which the Standard Generalized Markup Language addresses them, can be summarized as follows:

- a) Documents "marked up" with the language must be processable by a wide range of text processing and word processing systems.

The full form of the language, with all optional features, offers generality and flexibility that can be exploited by sophisticated systems; less powerful systems need not support the features. To facilitate interchange between dissimilar systems, an "SGML declaration" describes any markup features or concrete syntax variations used in a document.

- b) The millions of existing text entry devices must be supported.

SGML documents, with the reference concrete syntax, can easily be keyboarded and understood by humans, without machine assistance. As a result:

- Use of SGML need not await the development and acceptance of a new generation of hardware — just software to process the documents on existing machines.
- Migration to such a new generation (when it comes) will be easier, as users will already be familiar with SGML.

- c) There must be no character set dependency, as documents might be keyed on a variety of devices.

The language has no dependency on a particular character set. Any character set that has bit combinations for letters, numerals, space, and delimiters is acceptable.

- d) There must be no processing, system, or device dependencies.

Generalized markup is predominantly descriptive and therefore inherently free of such dependencies. The occasional processing instruction is specially delimited so it can be found and converted for interchange, or when a different process renders the instruction irrelevant.

References to external parts of a document are indirect. The mappings to real system storage are made in "external entity declarations" that occur at the start of the document, where they can easily be modified for interchange.

The concrete syntax can be changed with the SGML declaration to accommodate any reserved system characters.

- e) There must be no national language bias.

The characters used for names can be augmented by any special national characters. Generic identifiers, attribute names, and other names used in descriptive markup are defined by the user in element and entity declarations.

The declaration names and keywords used in markup declarations can also be changed.

Multiple character repertoires, as used in multi-lingual documents, are supported.

- f) The language must accommodate familiar typewriter and word processor conventions.

The "short reference" and "data tag" capabilities support typewriter text entry conventions. Normal text containing paragraphs and quotations is interpretable as SGML although it is keyable with no visible markup.

- g) The language must not depend on a particular data stream or physical file organization.

The markup language has a virtual storage model in which documents consist of one or more storage entities, each of which is a sequence of characters. All real file access is handled by the processing system, which can decide whether the character sequence should be viewed as continuous, or whether it should reflect physical record boundaries.

- h) "Marked up" text must coexist with other data.

A processing system can allow text that conforms to this International Standard to occur in a data stream with other material, as long as the system can locate the start and end of the conforming text.

Similarly, a system can allow data content not defined by SGML to occur logically within a conforming document. The occurrence of such data is indicated by markup declarations to facilitate interchange.

- i) The markup must be usable by both humans and programs.

The Standard Generalized Markup Language is intended as a suitable interface for keyboarding and interchange without preprocessors. It allows extensive tailoring to accommodate user preferences in text entry conventions and the requirements of a variety of keyboards and displays.

However, it is recognized that many implementers will want to take advantage of the language's information capture capabilities to provide intelligent editing or to create SGML documents from a word processing front-end environment. SGML accommodates such uses by providing the following capabilities:

- Element content can be stored separately from the markup.
- Control characters can be used as delimiters.
- Mixed modes of data representation are permitted in a document.
- Multiple concurrent logical and layout structures are supported.

0.3 Organization

The organization of this International Standard is as follows:

- a) The physical organization of an SGML document as an entity structure is specified in clause 6.

- b) The logical organization of an SGML document as an element structure, and its representation with descriptive markup, is specified in clause 7.
- c) Processing instructions are discussed in clause 8.
- d) Common markup constructs, such as characters, entity references, and processing instructions, are covered in clause 9.
- e) Markup declarations with general applicability (comment, entity, and marked section) are specified in clause 10.
- f) Markup declarations that are used primarily to specify document type definitions (document type, element, notation, short reference mapping, and short reference use) are defined in clause 11.
- g) Markup declarations that are used primarily to specify link process definitions (link type, link attribute, link set, and link set use) are defined in clause 12.
- h) The SGML declaration, which specifies the document character set, capacity set, concrete syntax, and features, is defined in clause 13.
- i) The reference concrete syntax is defined in clause 14.
- j) Conformance of documents, applications, and systems is defined in clause 15.

There are also a number of annexes containing additional information; they are not integral parts of the body of this International Standard.

NOTE — This International Standard is a formal specification of a computer language, which may prove difficult reading for those whose expertise is in the production of documents, rather than compilers. Annexes A, B, and C discuss the main concepts in an informal tutorial style that should be more accessible to most readers. However, the reader should be aware that those annexes do not cover all SGML constructs, nor all details of those covered, and subtle distinctions are frequently ignored in the interest of presenting a clear overview.

1 Scope

This International Standard:

- a) Specifies an abstract syntax known as the Standard Generalized Markup Language (SGML). The language expresses the description of a document's structure and other attributes, as well as other information that makes the markup interpretable.

- b) Specifies a reference concrete syntax that binds the abstract syntax to specific characters and numeric values, and criteria for defining variant concrete syntaxes.
- c) Defines conforming documents in terms of their use of components of the language.
- d) Defines conforming systems in terms of their ability to process conforming documents and to recognize markup errors in them.
- e) Specifies how data not defined by this International Standard (such as images, graphics, or formatted text) can be included in a conforming document.

NOTE — This International Standard does not:

- a) Identify or specify "standard" document types, document architectures, or text structures.
- b) Specify the implementation, architecture, or markup error handling of conforming systems.
- c) Specify how conforming documents are to be created.
- d) Specify the data stream, message handling system, file structure, or other physical representation in which conforming documents are stored or interchanged, or any character set or coding scheme into or from which conforming documents might be translated for such purposes.
- e) Specify the data content representation or notation for images, graphics, formatted text, etc., that are included in a conforming document.

2 Field of Application

The Standard Generalized Markup Language can be used for documents that are processed by any text processing or word processing system. It is particularly applicable to:

- a) Documents that are interchanged among systems with differing text processing languages.
- b) Documents that are processed in more than one way, even when the procedures use the same text processing language.

Documents that exist solely in final formatted form are not within the field of application of this International Standard.

3 References

ISO 639, *Codes for the representation of names of languages*.¹⁾

ISO 646, *Information processing — 7-bit coded character set for information interchange*.

ISO 9069, *Information processing — SGML support facilities — SGML Document Interchange Format (SDIF)*.¹⁾

ISO 9070, *Information processing — SGML support facilities — Registration procedures for public text*.¹⁾

The following references are used in conjunction with illustrative material:

ISO 2022, *Information processing — ISO 7-bit and 8-bit coded character sets — Code extension techniques*.

ISO 3166, *Codes for the representation of names of countries*.

ISO 4873, *Information processing — ISO 8-bit code for information interchange — Structure and rules for implementation*.

ISO 6937, *Information processing — Coded character sets for text communication*.

ISO 8632/2, *Information processing systems — Computer graphics — Metafile for the storage and transfer of picture description information — Part 2: Character encoding*.¹⁾

ISO 8632/4, *Information processing systems — Computer graphics — Metafile for the storage and transfer of picture description information — Part 4: Clear text encoding*.¹⁾

4 Definitions

NOTE — The typographic conventions described in 5.1 are employed in this clause.

For the purposes of this International Standard, the following definitions apply:

4.1 abstract syntax (of SGML): Rules that define how markup is added to the data of a document, without regard to the specific characters used to represent the markup.

4.2 active document type (declaration): A document type declaration with respect to which an SGML entity is being parsed.

4.3 active link type (declaration): A link type declaration with respect to which an SGML entity is being parsed.

4.4 ambiguous content model: A *content model* for which an element or character string occurring in the document instance can satisfy more than one *primitive content token* without look-ahead.

NOTE — Ambiguous content models are prohibited in SGML.

4.5 application: Text processing application.

4.6 application convention: Application-specific rule governing the text of a document in areas that SGML leaves to user choice.

NOTE — There are two kinds: content conventions and markup conventions.

4.7 application-specific information: A parameter of the *SGML declaration* that specifies information required by an application and/or its architecture.

NOTE — For example, the information could identify an architecture and/or an application, or otherwise enable a system to determine whether it can process the document.

4.8 associated element type: An element type associated with the subject of a markup declaration by its *associated element type* parameter.

4.9 attribute (of an element): A characteristic quality, other than type or content.

4.10 attribute definition: A member of an attribute definition list; it defines an attribute name, allowed values, and default value.

4.11 attribute definition list: A set of one or more attribute definitions defined by the *attribute definition list* parameter of an attribute definition list declaration.

4.12 attribute (definition) list declaration: A markup declaration that associates an attribute definition list with one or more element types.

4.13 attribute list: Attribute specification list.

4.14 attribute list declaration: Attribute definition list declaration.

4.15 attribute specification: A member of an attribute specification list; it specifies the value of a single attribute.

4.16 attribute (specification) list: Markup that is a set of one or more attribute specifications.

¹⁾ At present at the stage of draft.

NOTE — Attribute specification lists occur in start-tags and link sets.

4.17 attribute value literal: A delimited character string that is interpreted as an *attribute value* by replacing references and ignoring or translating function characters.

4.18 available public text: Public text that is available to the general public, though its owner may require payment of a fee or performance of other conditions.

4.19 B sequence: An uninterrupted sequence of upper-case letter "B" characters; in a string assigned as a short reference, it denotes a blank sequence whose minimum length is the length of the B sequence.

4.20 base document element: A document element whose document type is the base document type.

4.21 base document type: The document type specified by the first document type declaration in a prolog.

4.22 basic SGML document: A conforming SGML document that uses the reference concrete syntax and capacity set and the SHORTTAG and OMITTAG markup minimization features.

NOTE — It also uses the SHORTREF feature by virtue of using the reference concrete syntax.

4.23 bit: Binary digit; that is, either zero or one.

4.24 bit combination: An ordered collection of bits, interpretable as a binary number.

4.25 blank sequence: An uninterrupted sequence of *SPACE* and/or *SEPCHAR* characters.

4.26 capacity: A named limit on some aspect of the size or complexity of a document, expressed as a number of points that can be accumulated for a kind of object or for all objects.

NOTE — The set of capacities is defined by the abstract syntax, but values are assigned to them by individual documents and SGML systems.

4.27 capacity set: A set of assignments of numeric values to capacity names.

NOTE — In an SGML declaration, the capacity set identifies the maximum capacity requirements of the document (its actual requirements may be lower). A capacity set can also be defined by an application, to limit the capacity requirements of documents that implementations of the application must process, or by a system, to specify the capacity requirements that it is capable of meeting.

4.28 CDATA: Character data.

4.29 CDATA entity: Character data entity.

4.30 chain of (link) processes: Processes, performed sequentially, that form a chain in which the source of the first process is an instance of the base document type, and the result of each process but the last is the source for the next. Any portion of the chain can be iterated.

NOTE — For example, a complex page makeup application could include three document types—logical, galley, and page—and two link processes—justification and castoff. The justification process would create an instance of a galley from an instance of a logical document, and the castoff process would in turn create pages from the galleys. The two processes could be iterated, as decisions made during castoff could require re-justification of the galleys at different sizes.

4.31 character: An atom of information with an individual meaning, defined by a character repertoire.

NOTES

1 There are two kinds: graphic character and control character.

2 A character can occur in a context in which it has a meaning, defined by markup or a data content notation, that supercedes or supplements its meaning in the character repertoire.

4.32 (character) class: A set of characters that have a common purpose in the abstract syntax, such as non-SGML characters or separator characters.

NOTE — Specific characters are assigned to character classes in four different ways:

- a) explicitly, by the abstract syntax (*Special*, *Digit*, *LC Letter*, and *UC Letter*);
- b) explicitly, by the concrete syntax (*LCNMSTRT*, *FUNCHAR*, *SEPCHAR*, etc.);
- c) implicitly, as a result of explicit assignments made to delimiter roles or other character classes (*DELMCHAR* and *DATACHAR*); or
- d) explicitly, by the document character set (*NONSGML*).

4.33 character data: Zero or more characters that occur in a context in which no markup is recognized, other than the delimiters that end the *character data*. Such characters are classified as data characters because they were declared to be so.

4.34 character data entity: An entity whose text is treated as *character data* when referenced and is not dependent on a specific system, device, or application process.

4.35 character entity set: A public entity set consisting of general entities that are graphic characters.

NOTES

1 Character entities are used for characters that have no coded representation in the document character set, or that cannot be keyboarded conveniently, or to achieve device independence for characters whose bit combinations do not cause proper display on all output devices.

2 There are two kinds of character entity sets: definitional and display.

4.36 character number: A *number* that represents the base-10 integer equivalent of the coded representation of a character, obtained by treating the sequence of bit combinations as a single base-2 integer.

4.37 character reference: A reference that is replaced by a single character.

NOTE — There are two kinds: named character reference and numeric character reference.

4.38 character repertoire: A set of characters that are used together. Meanings are defined for each character, and can also be defined for control sequences of multiple characters.

NOTE — When a character occurs in a control sequence, the meaning of the sequence supercedes the meanings of the individual characters.

4.39 character set: A mapping of a character repertoire onto a code set such that each character is associated with its coded representation.

4.40 (character) string: A sequence of characters.

4.41 class: Character class.

4.42 code extension: The use of a single coded representation for more than one character, without changing the document character set.

NOTE — When multiple national languages occur in a document, graphic repertoire code extension may be useful.

4.43 code set: A set of bit combinations of equal size, ordered by their numeric values, which must be consecutive.

NOTE — For example, a code set whose bit combinations have 8 bits (an "8-bit code") could consist of as many as 256 bit combinations, ranging in value from 00000000 through 11111111

(0 through 255 in the decimal number base), or it could consist of any contiguous subset of those bit combinations.

4.44 code set position: The numeric value of a bit combination in a code set.

4.45 coded representation: The representation of a character as a sequence of one or more bit combinations of equal size.

4.46 comment: A portion of a markup declaration that contains explanations or remarks intended to aid persons working with the document.

4.47 comment declaration: A markup declaration that contains only comments.

4.48 concrete syntax (of SGML): A binding of the abstract syntax to particular delimiter characters, quantities, markup declaration names, etc.

4.49 concrete syntax parameter: A parameter of the SGML declaration that identifies the concrete syntax used in document elements and (usually) prologs.

NOTE — The parameter consists of parameters that identify the syntax-reference character set, function characters, shunned characters, naming rules, delimiter use, reserved name use, and quantitative characteristics.

4.50 conforming SGML application: An SGML application that requires documents to be conforming SGML documents, and whose documentation meets the requirements of this International Standard.

4.51 conforming SGML document: An SGML document that complies with all provisions of this International Standard.

4.52 containing element: An element within which a subelement occurs.

4.53 content: Characters that occur between the start-tag and end-tag of an element in a document instance. They can be interpreted as data, proper subelements, included subelements, other markup, or a mixture of them.

NOTE — If an element has an explicit content reference, or its declared content is "EMPTY", the content is empty. In such cases, the application itself may generate data and process it as though it were content data.

4.54 content convention: An application convention governing data content, such as a restriction on length, allowable characters, or use of upper-case and lower-case letters.

NOTE — A content convention is essentially an informal data content notation, usually restricted to a single element type.

4.55 (content) model: Parameter of an element declaration that specifies the *model group* and *exceptions* that define the allowed *content* of the element.

4.56 content model nesting level: The largest number of successive *grpo* or *dtgo* delimiters that occur in a *content model* without a corresponding *grpc* or *dtgc* delimiter.

4.57 content reference (attribute): An impliable attribute whose value is referenced by the application to generate content data.

NOTE — When an element has an explicit content reference, the element's *content* in the document instance is empty.

4.58 contextual sequence: A sequence of one or more markup characters that must follow a delimiter string within the same entity in order for the string to be recognized as a delimiter.

4.59 contextually optional element: An element

- that can occur only because it is an inclusion; or
- whose *content token* in the currently applicable model group is a contextually optional token.

4.60 contextually optional token: A *content token* that

- is an inherently optional token; or
- has a *plus* occurrence indicator and has been satisfied; or
- is in a model group that is itself a contextually optional token, no tokens of which have been satisfied.

4.61 contextually required element: An element that is not a contextually optional element and

- whose *generic identifier* is the *document type name*; or
- whose currently applicable model token is a contextually required token.

NOTE — An element could be neither contextually required nor contextually optional; for example, an element whose currently applicable model token is in an *or* group that has no inherently optional tokens.

4.62 contextually required token: A *content token* that

- is the only one in its model group; or
- is in a *seq* group
 - that
 - is itself a contextually required token;
 - or

- contains a token which has been satisfied;
- and

- all preceding tokens of which
 - have been satisfied; or
 - are contextually optional.

4.63 control character: A character that controls the interpretation, presentation, or other processing of the characters that follow it; for example, a tab character.

4.64 control sequence: A sequence of characters, beginning with a control character, that controls the interpretation, presentation, or other processing of the characters that follow it; for example, an escape sequence.

4.65 core concrete syntax: A variant of the reference concrete syntax that has no short reference delimiters.

4.66 corresponding content (of a content token): The element(s) and/or data in a document instance that correspond to a *content token*.

4.67 current attribute: An attribute whose current (that is, most recently specified) value is its default value.

NOTE — The start-tag cannot be omitted for the first occurrence of an element with a current attribute.

4.68 current element: The open element whose *start-tag* most recently occurred (or was omitted through markup minimization).

4.69 current link set: The link set associated with the current element by a *link set use declaration* in the element content or link type definition. If the current element has no associated link set, the previous current link set continues to be the current link set.

4.70 current map: The short reference map associated with the current element by a *short reference use declaration* in the element content or document type definition. If the current element has no associated map, the previous current map continues to be the current map.

4.71 current rank: A number that is appended to a rank stem in a tag to derive the generic identifier. For a *start-tag* it is the *rank suffix* of the most recent element with the identical *rank stem*, or a *rank stem* in the same *ranked group*. For an *end-tag* it is the *rank suffix* of the most recent open element with the identical *rank stem*.

4.72 data: The characters of a document that represent the inherent information content; characters that are not recognized as markup.

4.73 data character: An *SGML character* that is interpreted as data in the context in which it occurs, either because it was declared to be data, or because it was not recognizable as markup.

4.74 data content: The portion of an element's *content* that is data rather than markup or a subelement.

4.75 data content notation: An application-specific interpretation of an element's data content, or of a non-SGML data entity, that usually extends or differs from the normal meaning of the document character set.

NOTE — It is specified for an element's *content* by a notation attribute, and for a non-SGML data entity by the *notation name* parameter of the entity declaration.

4.76 data tag: A string that conforms to the data tag pattern of an open element. It serves both as the *end-tag* of the open element and as *character data* in the element that contains it.

4.77 data tag group: A model group token that associates a data tag pattern with a target element type.

NOTE — Within an instance of a target element, the data content and that of any subelements is scanned for a string that conforms to the pattern (a "data tag").

4.78 data tag pattern: A data tag group token that defines the strings that, if they occurred in the proper context, would constitute a data tag.

4.79 declaration: Markup declaration.

4.80 declaration subset: A delimited portion of a markup declaration in which other declarations can occur.

NOTE — Declaration subsets occur only in document type, link type, and marked section declarations.

4.81 declared concrete syntax: The concrete syntax described by the *concrete syntax* parameter of the *SGML declaration*.

4.82 dedicated data characters: Character class consisting of each *SGML character* that has no possible meaning as markup; a member is never treated as anything but a *data character*.

4.83 default entity: The entity that is referenced by a general entity reference with an undeclared name.

4.84 default value: A portion of an attribute definition that specifies the attribute value to be used if there is no *attribute specification* for it.

4.85 definitional (character) entity set: A character entity set whose purpose is to define entity names for graphic characters, but not actually to display them. Its *public identifier* does not include a *public text display version*.

NOTE — During processing, the system replaces a definitional entity set with a corresponding display character entity set for the appropriate output device.

4.86 delimiter characters: Character class that consists of each *SGML character*, other than a *name character* or *function character*, that occurs in a string assigned to a delimiter role by the concrete syntax.

4.87 delimiter-in-context: A character string that consists of a delimiter string followed immediately in the same entity by a contextual sequence.

4.88 delimiter role: A role defined by the abstract syntax, and filled by a character string assigned by the concrete syntax, that involves identifying parts of the markup and/or distinguishing markup from data.

4.89 delimiter set: A set of assignments of delimiter strings to the abstract syntax delimiter roles.

4.90 delimiter set parameter: A parameter of an SGML declaration that identifies the delimiter set used in the declared concrete syntax.

4.91 delimiter (string): A character string assigned to a delimiter role by the concrete syntax.

4.92 descriptive markup: Markup that describes the structure and other attributes of a document in a non-system-specific manner, independently of any processing that may be performed on it. In particular, it uses tags to express the element structure.

4.93 device-dependent version (of public text): Public text whose *formal public identifier* differs from that of another public text only by the addition of a *public text display version*, which identifies the display devices supported or coding scheme used.

4.94 digits: Character class composed of the 10 Arabic numerals from "0" through "9".

4.95 display (character) entity set: An entity set with the same entity names as a corresponding definitional character entity set, but which causes the characters to be displayed. It is a device-dependent version of the corresponding definitional entity set.

4.96 document: A collection of information that is processed as a unit. A document is classified as being of a particular document type.

NOTE — In this International Standard, the term almost invariably means (without loss of accuracy) an SGML document.

4.97 document architecture: Rules for the formulation of text processing applications.

NOTE — For example, a document architecture can define:

- a) attribute semantics for use in a variety of element definitions;
- b) element classes, based on which attributes the elements have;
- c) structural rules for defining document types in terms of element classes;
- d) link processes, and how they are affected by the values of attributes; and/or
- e) information to accompany a document during interchange (a "document profile").

4.98 document character set: The character set used for all markup in an SGML document, and initially (at least) for data.

NOTE — When a document is interchanged between systems, its character set is translated to the receiving system character set.

4.99 document element: The element that is the outermost element of an instance of a document type; that is, the element whose *generic identifier* is the *document type name*.

4.100 document instance: Instance of a document type.

4.101 document instance set: The portion of an SGML *document entity* or SGML *subdocument entity* in the entity structure that contains one or more instances of document types. It is co-extensive with the base document element in the element structure.

NOTE — When the concurrent instance feature is used, multiple instances can exist in a document, and data and markup can be shared among them.

4.102 document type: A class of documents having similar characteristics; for example, journal, article, technical manual, or memo.

4.103 (document) type declaration: A markup declaration that contains the formal specification of a document type definition.

4.104 document type declaration subset: The element, entity, and short reference sets occurring within the declaration subset of a document type declaration.

NOTE — The external entity referenced from the document type declaration is considered part of the declaration subset.

4.105 document (type) definition: Rules, determined by an application, that apply SGML to the markup of documents of a particular type. A document type definition includes a formal specification, expressed in a document type declaration, of the element types, element relationships and attributes, and references that can be represented by markup. It thereby defines the vocabulary of the markup for which SGML defines the syntax.

NOTE — A document type definition can also include comments that describe the semantics of elements and attributes, and any application conventions.

4.106 document type specification: A portion of a tag or entity reference that identifies the document type instances within which the tag or entity reference will be processed.

4.107 ds (separator): A declaration separator, occurring in declaration subsets.

4.108 DTD: Document type definition.

4.109 effective status (of a marked section): The highest priority status keyword specified on a marked section declaration.

4.110 element: A component of the hierarchical structure defined by a document type definition; it is identified in a document instance by descriptive markup, usually a start-tag and end-tag.

NOTE — An element is classified as being of a particular element type.

4.111 element declaration: A markup declaration that contains the formal specification of the part of an element type definition that deals with the content and markup minimization.

4.112 element set: A set of element declarations that are used together.

NOTE — An element set can be public text.

4.113 element structure: The organization of a document into hierarchies of elements, with each hierarchy conforming to a different document type definition.

4.114 element type: A class of elements having similar characteristics; for example, paragraph, chapter, abstract, footnote, or bibliography.

4.115 element (type) definition: Application-specific rules that apply SGML to the markup of elements of a particular type. An element type

definition includes a formal specification, expressed in element and attribute definition list declarations, of the content, markup minimization, and attributes allowed for a specified element type.

NOTE — An element type definition is normally part of a document type definition.

4.116 element type parameter: A parameter of an element declaration that identifies the type of element to which the definition applies.

NOTE — The specification can be direct, in the form of an individual *generic identifier* or member of a *name group*, or indirect, via a *ranked element* or member of a *ranked group*.

4.117 empty link set: A link set in which all result element types are implied and no attributes are specified.

4.118 empty map: A short reference map in which all delimiters are mapped to nothing.

NOTE — The empty map need not (and cannot) be declared explicitly, but can be referenced by its reserved name, which is "#EMPTY" in the reference concrete syntax.

4.119 end-tag: Descriptive markup that identifies the end of an element.

4.120 entity: A collection of characters that can be referenced as a unit.

NOTES

1 Objects such as book chapters written by different authors, pi characters, or photographs, are often best managed by maintaining them as individual entities.

2 The physical organization of entities is system-specific, and could take the form of files, members of a partitioned data set, components of a data structure, or entries in a symbol table.

4.121 entity declaration: A markup declaration that assigns an SGML name to an entity so that it can be referenced.

4.122 entity end (signal): A signal from the system that an entity's replacement text has ended.

4.123 entity manager: A program (or portion of a program or a combination of programs), such as a file system or symbol table, that can maintain and provide access to multiple entities.

4.124 entity reference: A reference that is replaced by an entity.

NOTE — There are two kinds: named entity reference and short reference.

4.125 entity set: A set of entity declarations that are used together.

NOTE — An entity set can be public text.

4.126 entity structure: The organization of a document into one or more separate entities.

NOTE — The first entity is an *SGML document entity*; it contains entity references that indicate where the other entities belong with respect to it.

4.127 entity text: The entity declaration parameter that specifies the replacement text, either by including it in a parameter literal, or by pointing to it with an external identifier.

4.128 equivalent reference string: A character string, consisting of an entity reference and possibly an *RE* and/or *RS*, that replaces a short reference when a document is converted from a concrete syntax that supports short references to one that does not.

4.129 escape sequence: A control sequence whose first character is escape (ESC).

4.130 exceptions: A parameter of an element declaration that modifies the effect of the element's *content model*, and the content models of elements occurring within it, by permitting inclusions and prohibiting exclusions.

4.131 exclusions: Elements that are not allowed anywhere in the content of an element or its subelements even though the applicable content model or inclusions would permit them optionally.

4.132 explicit content reference: A content reference that was specified in an *attribute specification*.

4.133 explicit link (process definition): A link process definition in which the result element types and their attributes and multiple sets of link attribute values can be specified.

4.134 external entity: An entity whose text is not incorporated directly in an entity declaration; its system identifier and/or public identifier is specified instead.

NOTE — A document type or link type declaration can include the identifier of an external entity containing all or part of the declaration subset; the external identifier serves simultaneously as both the entity declaration and the entity reference.

4.135 external identifier: A parameter that identifies an external entity or data content notation.

NOTE — There are two kinds: system identifier and public identifier.

4.136 fixed attribute: An attribute whose specified value (if any) must be identical to its default value.

4.137 formal public identifier: A public identifier that is constructed according to rules defined in this International Standard so that its owner identifier and the components of its text identifier can be distinguished.

4.138 formal public identifier error: An error in the construction or use of a *formal public identifier*, other than an error that would prevent it being a valid *minimum literal*.

NOTE — A formal public identifier error can occur only if "FORMAL YES" is specified on the SGML declaration. A failure of a *public identifier* to be a *minimum literal*, however, is always an error.

4.139 function character: A markup character, assigned by the concrete syntax, that can perform some SGML function in addition to potentially being recognized as markup. If it is not recognized as markup in a context in which data is allowed it is treated as data (unless the language dictates special treatment, as in the case of the *RE* and *RS* function characters).

4.140 function character identification parameter: A parameter of an SGML declaration that identifies the characters assigned to the *RE*, *RS*, and *SPACE* functions, and allows additional functions to be defined.

4.141 G0 set: In graphic repertoire code extension, the virtual character set that represents the document character set graphic characters whose character numbers are below 128, in their normal code set positions.

4.142 general delimiter (role): A delimiter role other than a short reference.

4.143 general entity: An entity that is referenced from within the content of an element or an attribute value literal.

4.144 general entity reference: A named entity reference to a general entity.

4.145 generic identifier: A name that identifies the element type of an element.

4.146 GI: Generic identifier.

4.147 graphic character: A character, such as a letter, digit, or punctuation, that normally occupies a single position when text is displayed.

4.148 graphic repertoire code extension: Code extension in which multiple graphic character sets are mapped onto positions of the document code set by using shift functions to invoke virtual character sets.

4.149 group: The portion of a parameter that is bounded by a balanced pair of *grpo* and *grpc* delimiters or *dtgo* and *dtgc* delimiters.

NOTE — There are five kinds: name group, name token group, model group, data tag group, and data tag template group. A name, name token, or data tag template group cannot contain a group, but a model group can contain a model group and a data tag group can contain a data tag template group.

4.150 ID: Unique identifier.

4.151 ID reference list: An attribute value that is a list of ID reference values.

4.152 ID reference value: An attribute value that is a *name* specified as an *id value* of an element in the same document instance.

4.153 ID value: An attribute value that is a *name* that uniquely identifies the element; that is, it cannot be the same as any other *id value* in the same document instance.

4.154 impliable attribute: An attribute for which there need not be an *attribute specification*, and whose value is defined by the application when it is not specified.

4.155 implicit link (process definition): A link process definition in which the result element types and their attributes are all implied by the application, but multiple sets of link attribute values can be specified.

4.156 inert function characters: Character class consisting of function characters whose additional SGML "function" is to do nothing.

4.157 included subelement: A subelement that is not permitted by its containing element's model, but is permitted by an inclusion exception.

4.158 inclusions: Elements that are allowed anywhere in the content of an element or its subelements even though the applicable model does not permit them.

4.159 inherently optional token: A model group token that:

- a) has an *opt* or *rep* occurrence indicator; or
- b) is an *or* group, one of whose tokens is inherently optional; or
- c) is an *and* or *seq* group, all of whose tokens are inherently optional.

4.160 instance (of a document type): The data and markup for a hierarchy of elements that conforms to a document type definition.

4.161 interpreted parameter literal: The text of a *parameter literal*, exclusive of the literal delimiters, in which character and parameter entity references have been replaced.

4.162 ISO owner identifier: An *owner identifier*, consisting of an ISO publication number or character set registration number, that is used when a *public identifier* identifies, or is assigned by, an ISO publication, or identifies an ISO registered character set.

4.163 ISO text description: A *public text description*, consisting of the last element of an ISO publication title (without part designation, if any), that is used when a *public identifier* identifies an ISO publication.

4.164 keyword: A parameter that is a reserved name defined by the concrete syntax, as opposed to arbitrary text.

NOTE — In parameters where either a keyword or a name defined by an application could be specified, the keyword is always preceded by the reserved name indicator. An application is therefore able to define names without regard to whether those names are also used by the concrete syntax.

4.165 link attribute: An attribute of a source element type that is meaningful only in the context of a particular process that is performed on the source document instance.

4.166 link process: A process that creates a new instance of some document type (the result) from an existing instance of the same or another document type (the source). Processes can be chained, so that the result of one is the source for the next.

NOTE — Examples of link processes include editing, in which the source and result document types are usually the same, and formatting, in which they are usually different.

4.167 link process definition: Application-specific rules that apply SGML to describe a link process. A link process definition includes a formal specification, expressed in a *link type declaration*, of the link between elements of the source and result, including the definitions of source attributes applicable to the link process ("link attributes").

NOTES

1 A link process definition can also include comments that describe the semantics of the process, including the meaning of the link attributes and their effect on the process.

2 There are three kinds of link process definitions: simple, implicit, and explicit.

4.168 link set: A named set of associations, declared by a *link set declaration*, in which elements of the source document type are linked to elements of the result document type. For each element link, source link attributes and result element attributes can be specified.

4.169 link set declaration: A markup declaration that defines a link set.

4.170 link type declaration: A markup declaration that contains the formal specification of a link process definition.

4.171 link type declaration subset: The entity sets, link attribute sets, and link set and link set use declarations, that occur within the declaration subset of a link type declaration.

NOTE — The external entity referenced from the link type declaration is considered part of the declaration subset.

4.172 locking shift: A shift function that applies until another locking shift function occurs.

4.173 lower-case letters: Character class composed of the 26 unaccented small letters from "a" through "z".

4.174 lower-case name characters: Character class consisting of each additional lower-case *name character* assigned by the concrete syntax.

4.175 lower-case name start characters: Character class consisting of each additional lower-case *name start character* assigned by the concrete syntax.

4.176 LPD: Link process definition.

4.177 map: Short reference map.

4.178 mark up: To add markup to a document.

4.179 marked section: A section of the document that has been identified for a special purpose, such as ignoring markup within it.

4.180 marked section declaration: A markup declaration that identifies a marked section and specifies how it is to be treated.

4.181 marked section end: The closing delimiter sequence of a marked section declaration.

4.182 marked section start: The opening delimiter sequence of a marked section declaration.

4.183 markup: Text that is added to the data of a document in order to convey information about it.

NOTE — There are four kinds of markup: descriptive markup (tags), references, markup declarations, and processing instructions.

4.184 markup character: An SGML character that, depending on the context, could be interpreted either as markup or data.

4.185 markup convention: Application convention governing markup, such as a rule for the formulation of an entity name, or a preferred subset of allowed short reference delimiters.

4.186 (markup) declaration: Markup that controls how other markup of a document is to be interpreted.

NOTE — There are 13 kinds: SGML, entity, element, attribute definition list, notation, document type, link type, link set, link use, marked section, short reference mapping, short reference use, and comment.

4.187 (markup) minimization feature: A feature of SGML that allows markup to be minimized by shortening or omitting tags, or shortening entity references.

NOTE — Markup minimization features do not affect the document type definition, so a minimized document can be sent to a system that does not support these features by first restoring the omitted markup. There are five kinds: SHORTTAG, OMITTAG, SHORTREF, DATATAG, and RANK.

4.188 markup-scan-in characters: Character class consisting of function characters that restore markup recognition if it was suppressed by the occurrence of a markup-scan-out character.

4.189 markup-scan-out characters: Character class consisting of function characters that suppress markup recognition until the occurrence of a markup-scan-in character or entity end.

4.190 markup-scan-suppress characters: A character class consisting of function characters that suppress markup recognition for the immediately following character in the same entity (if any).

4.191 minimal SGML document: A conforming SGML document that uses the core concrete syntax throughout, no features, and the reference capacity set.

4.192 minimization feature: Markup minimization feature.

4.193 model: Content model.

4.194 model group: A component of a content model that specifies the order of occurrence of elements and character strings in an element's *content*, as modified by *exceptions* specified in the *content model* of the element and in the content models of other open elements.

4.195 multicode basic concrete syntax: A multicode variant of the basic concrete syntax in which markup is not recognized when code extension is in use.

4.196 multicode concrete syntax: A concrete syntax that allows code extension control characters to be SGML characters.

4.197 multicode core concrete syntax: A multicode variant of the core concrete syntax in which markup is not recognized when code extension is in use.

4.198 name: A name token whose first character is a name start character.

4.199 name character: A character that can occur in a name: name start characters, digits, and others designated by the concrete syntax.

4.200 name group: A group whose tokens are required to be names.

4.201 name start character: A character that can begin a name: letters, and others designated by the concrete syntax.

4.202 name token: A character string, consisting solely of name characters, whose length is restricted by the NAMELEN quantity.

NOTE — A name token that occurs in a group is also a token; one that occurs as an attribute value is not.

4.203 name token group: A group whose tokens are required to be name tokens.

4.204 named character reference: A character reference consisting of a delimited *function name*.

4.205 named entity reference: An entity reference consisting of a delimited name of a general entity or parameter entity (possibly qualified by a document type specification) that was declared by an entity declaration.

NOTE — A general entity reference can have an undeclared name if a default entity was declared.

4.206 naming rules parameter: A parameter of an SGML declaration that identifies additions to the

standard name alphabet character classes and specifies the case substitution.

4.207 non-SGML character: A character in the document character set whose coded representation never occurs in an SGML entity.

4.208 non-SGML data entity: An entity whose characters are not interpreted in accordance with this International Standard, and in which, therefore, no SGML markup can be recognized.

NOTE — The interpretation of a non-SGML data entity is governed by a data content notation, which may be defined by another International Standard.

4.209 NONSGML: The class of non-SGML characters, defined by the document character set.

4.210 normalized length (of an attribute specification list): A length calculated by ignoring the actual characters used for delimiting and separating the components and counting an extra fixed number per component instead.

4.211 notation attribute: An attribute whose value is a *notation name* that identifies the data content notation of the element's *content*.

NOTE — A notation attribute does not apply when there is an explicit content reference, as the element's *content* will be empty.

4.212 notation declaration: A markup declaration that associates a name with a notation identifier.

4.213 notation identifier: An *external identifier* that identifies a data content notation in a *notation declaration*. It can be a *public identifier* if the notation is public, and, if not, a description or other information sufficient to invoke a program to interpret the notation.

4.214 notation name: The name assigned to a data content notation by a notation declaration.

4.215 number: A name token consisting solely of digits.

4.216 number token: A name token whose first character is a digit.

NOTE — A number token that occurs in a group is also a token; one that occurs as an attribute value is not.

4.217 numeric character reference: A character reference consisting of a delimited *character number*.

4.218 object capacity: The capacity limit for a particular kind of object, such as entities defined or characters of entity text.

4.219 omitted tag minimization parameter: A parameter of an element declaration that specifies whether a technically valid omission of a start-tag or end-tag is considered a reportable markup error.

4.220 open element: An *element* whose *start-tag* has occurred (or been omitted through markup minimization), but whose *end-tag* has not yet occurred (or been omitted through markup minimization).

4.221 open entity: An entity that has been referenced but whose entity end has not yet occurred.

4.222 open marked section declaration: A marked section declaration whose *marked section start* has occurred but whose *marked section end* has not yet occurred.

4.223 owner identifier: The portion of a public identifier that identifies the owner or originator of public text.

NOTE — There are three kinds: ISO, registered, and unregistered.

4.224 parameter: The portion of a markup declaration that is bounded by parameter separators (whether required or optional). A parameter can contain other parameters.

4.225 parameter entity: An entity that is referenced from a markup declaration parameter.

4.226 parameter entity reference: A named entity reference to a parameter entity.

4.227 parameter literal: A parameter or token consisting of delimited replaceable parameter data.

4.228 parsed character data: Zero or more characters that occur in a context in which text is parsed and markup is recognized. They are classified as data characters because they were not recognized as markup during parsing.

4.229 PCDATA: Parsed character data.

4.230 PI entity: Processing instruction entity.

4.231 point: A unit of capacity measurement, roughly indicative of relative storage requirements.

4.232 procedure: Processing defined by an application to operate on elements of a particular type.

NOTES

1 A single procedure could be associated with more than one element type, and/or more than one procedure could operate on the same element type at different points in the document.

2 A procedure is usually part of a procedure set.

4.233 procedure set: The procedures that are used together for a given application process.

NOTE — In SGML applications, a procedure set usually constitutes the application processing for a link process definition.

4.234 processing instruction: Markup consisting of system-specific data that controls how a document is to be processed.

4.235 processing instruction entity: An entity whose text is treated as the *system data* of a *processing instruction* when referenced.

4.236 prolog: The portion of an SGML document or SGML subdocument entity that contains document type and link type declarations.

4.237 proper subelement: A subelement that is permitted by its containing element's model.

4.238 ps (separator): A parameter separator, occurring in markup declarations.

4.239 public identifier: A minimum literal that identifies public text.

NOTES

1 The public identifiers in a document can optionally be interpretable as formal public identifiers.

2 The system is responsible for converting public identifiers to system identifiers.

4.240 public text: Text that is known beyond the context of a single document or system environment, and which can be accessed with a public identifier.

NOTES

1 Examples are standard or registered document type definitions, entity sets, element sets, data content notations, and other markup constructs (see annex D).

2 Public text is not equivalent to published text; there is no implication of unrestricted public access. In particular, the owner of public text may choose to sell or license it to others, or to restrict its access to a single organization.

3 Public text simplifies access to shared constructs, reduces the amount of text that must be interchanged, and reduces the chance of copying errors.

4.241 public text class: The portion of a text identifier that identifies the SGML markup construct to which the public text conforms.

4.242 public text description: The portion of a text identifier that describes the public text.

4.243 public text designating sequence: The portion of a text identifier, used when public text is a character set, that contains an ISO 2022 escape sequence that designates the set.

4.244 public text display version: An optional portion of a text identifier that distinguishes among public text that has a common *public text description* by describing the devices supported or coding scheme used. If omitted, the public text is not device-dependent.

4.245 public text language: The portion of a text identifier that specifies the natural language in which the public text was written.

NOTE — It can be the language of the data, comments, and/or defined names.

4.246 quantity: A numeric restriction on some aspect of markup, such as the maximum length of a name or the maximum nesting level of open elements.

NOTE — Quantities are defined by the abstract syntax, but specific values are assigned to them by the concrete syntax.

4.247 quantity set: A set of assignments of numeric values to quantity names.

4.248 ranked element: An element whose *generic identifier* is composed of a *rank stem* and a *rank suffix*. When a ranked element begins, its *rank suffix* becomes the current rank for its *rank stem*, and for the rank stems in the *ranked group* (if any) of which the *rank stem* is a member.

4.249 ranked group: A group of rank stems that share the same current rank. When any ranked element whose stem is in the group begins, its *rank suffix* becomes the current rank for all rank stems in the group.

4.250 rank stem: A name from which a generic identifier can be derived by appending the current rank.

4.251 rank suffix: A number that is appended to a rank stem to form a *generic identifier*.

NOTE — The numbers are usually sequential, beginning with 1, so the resulting generic identifiers suggest the relative ranks of their elements (for example, H1, H2, and H3 for levels of heading elements, where "H" is the rank stem).

4.252 record: A division of an SGML entity, bounded by a record start and a record end character, normally corresponding to an input line on a text entry device.

NOTES

1 It is called a "record" rather than a "line" to distinguish it from the output lines created by a text formatter.

2 An SGML entity could consist of many records, a single record, or text with no record boundary characters at all (which can be thought of as being part of a record or without records, depending on whether record boundary characters occur elsewhere in the document).

4.253 record boundary (character): The record start (*RS*) or record end (*RE*) character.

4.254 record end: A *function character*, assigned by the concrete syntax, that represents the end of a record.

4.255 record start: A *function character*, assigned by the concrete syntax, that represents the start of a record.

4.256 reference: Markup that is replaced by other text, either an entity or a single character.

4.257 reference capacity set: The capacity set defined in this International Standard.

4.258 reference concrete syntax: A concrete syntax, defined in this International Standard, that is used in all SGML declarations.

4.259 reference delimiter set: The delimiter set, defined in this International Standard, that is used in the reference concrete syntax.

4.260 reference quantity set: The quantity set defined by this International Standard.

4.261 reference reserved name: A reserved name defined by this International Standard.

4.262 registered owner identifier: An owner identifier that was constructed in accordance with ISO 9070. It is unique among registered owner identifiers, and is distinguishable from ISO owner identifiers and unregistered owner identifiers.

4.263 replaceable character data: Character data in which a *general entity reference* or *character reference* is recognized and replaced.

NOTE — Markup that would terminate *replaceable character data* is not recognized in the replacement text of entities referenced within it.

4.264 replaceable parameter data: Character data in which a *parameter entity reference* or *character reference* is recognized and replaced.

NOTE — Markup that would terminate *replaceable parameter data* is not recognized in the replacement text of entities referenced within it.

4.265 replacement character: The character that replaces a *character reference*.

4.266 replacement text: The text of the entity that replaces an entity reference.

4.267 reportable markup error: A failure of a document to conform to this International Standard when it is parsed with respect to the active document and link types, other than:

- a) an ambiguous content model;
- b) an exclusion that could change a group's required or optional status in a model;
- c) exceeding a capacity limit;
- d) an error in the SGML declaration;
- e) the occurrence of a non-SGML character; or
- f) an formal public identifier error.

4.268 required attribute: An attribute for which there must always be an *attribute specification* for the attribute value.

4.269 reserved name: A name defined by the concrete syntax, rather than by an application, such as a markup declaration name.

NOTE — Such names appear in this International Standard as syntactic literals.

4.270 reserved name use parameter: A parameter of the *SGML declaration* that specifies any replacement in the declared concrete syntax for a reference reserved name.

4.271 result document type (of a link): A document type, a new instance of which is created as the result of a link process.

4.272 result element type (of a link): An element that is defined in the result document type declaration.

4.273 s (separator): A separator, consisting of separator characters and other non-printing function characters, that occurs in markup and in *element content*.

4.274 satisfied token: A *content token* whose corresponding content has occurred.

4.275 SDATA entity: Specific character data entity.

4.276 separator: An *s*, *ds*, *ps*, or *fs*.

4.277 separator characters: A character class that consists of function characters that are allowed in separators and that will be replaced by *Space* in those contexts in which *RE* is replaced by *Space*.

4.278 SGML: Standard Generalized Markup Language

4.279 SGML application: Rules that apply SGML to a text processing application. An SGML application includes a formal specification of the markup constructs used in the application, expressed in SGML. It can also include a non-SGML definition of semantics, application conventions, and/or processing.

NOTES

1 The formal specification of an SGML application normally includes document type definitions, data content notations, and entity sets, and possibly a concrete syntax or capacity set. If processing is defined by the application, the formal specification could also include link process definitions.

2 The formal specification of an SGML application constitutes the common portions of the documents processed by the application. These common portions are frequently made available as public text.

3 The formal specification is usually accompanied by comments and/or documentation that explains the semantics, application conventions, and processing specifications of the application.

4 An SGML application exists independently of any implementation. However, if processing is defined by the application, the non-SGML definition could include application procedures, implemented in a programming or text processing language.

4.280 SGML character: A character that is permitted in an SGML entity.

4.281 SGML declaration: A markup declaration that specifies the character set, concrete syntax, optional features, and capacity requirements of a document's markup. It applies to all of the SGML entities of a document.

4.282 SGML document: A document that is represented as a sequence of characters, organized physically into an entity structure and logically into an element structure, essentially as described in this International Standard. An SGML document consists of data characters, which represent its information content, and markup

characters, which represent the structure of the data and other information useful for processing it. In particular, the markup describes at least one document type definition, and an instance of a structure conforming to the definition.

4.283 SGML document entity: The SGML entity that begins an SGML document. It contains, at a minimum, an SGML declaration, a base document type declaration, and the start and end (if not all) of a base document element.

4.284 SGML entity: An entity whose characters are interpreted as markup or data in accordance with this International Standard.

NOTE -- There are three types of SGML entity: *SGML document entity*, *SGML subdocument entity*, and *SGML text entity*.

4.285 SGML parser: A program (or portion of a program or a combination of programs) that recognizes markup in conforming SGML documents.

NOTE — If an analogy were to be drawn to programming language processors, an SGML parser would be said to perform the functions of both a lexical analyzer and a parser with respect to SGML documents.

4.286 SGML subdocument entity: An SGML entity that conforms to the SGML declaration of the SGML document entity, while conforming to its own document type and link type declarations. It contains, at a minimum, a base document type declaration and the start and end of a base document element.

4.287 SGML system: A system that includes an SGML parser, an entity manager, and both or either of:

- a) an implementation of one or more SGML applications; and/or
- b) facilities for a user to implement SGML applications, with access to the SGML parser and entity manager.

4.288 SGML text entity: An SGML entity that conforms to the SGML declaration of the SGML document entity, and to the document type and link type declarations to which the entity from which it is referenced conforms.

4.289 shift function: In graphic repertoire code extension, a control sequence or control character that invokes a graphic character set.

NOTE — There are two kinds: single shift and locking shift.

4.290 short reference: Short reference string.

4.291 short reference delimiter role: A delimiter role to which zero or more strings can be assigned by the concrete syntax. When a short reference string is recognized, it is replaced by the general entity to whose name it is mapped in the current map, or is treated as a separator or data if it is mapped to nothing.

4.292 (short reference) map: A named set of associations, declared by a *short reference mapping declaration*, in which each short reference delimiter is mapped to a general entity name or to nothing.

4.293 short reference mapping declaration: A markup declaration that defines a short reference map.

4.294 short reference set: A set of short reference mapping, short reference use, and entity declarations that are used together.

NOTE — A short reference set can be public text.

4.295 short reference (string): A character string assigned to the short reference delimiter role by the concrete syntax.

4.296 short reference use declaration: A markup declaration that associates a short reference map with one or more element types, or identifies a new current map for the current element.

4.297 shunned character (number): A character number, identified by a concrete syntax, that should be avoided in documents employing the syntax because some systems might erroneously treat it as a control character.

4.298 significant SGML character: A *markup character* or *minimum data* character.

4.299 simple link (process definition): A link process definition in which the result element types and their attributes are all implied by the application, and only one set of link attribute values can be specified. The source document type must be the base.

4.300 single shift: A shift function that applies to the following character only.

4.301 source document type (of a link): A document type, an existing instance of which is the source of a link process.

4.302 source element type (of a link): An element type that is defined in the source document type declaration.

4.303 space: A *function character*, assigned by the concrete syntax, that represents a space.

4.304 specific character data entity: An entity whose text is treated as *character data* when referenced. The text is dependent on a specific system, device, or application process.

NOTE — A specific character data entity would normally be redefined for different applications, systems, or output devices.

4.305 Standard Generalized Markup Language: A language for document representation that formalizes markup and frees it of system and processing dependencies.

4.306 start-tag: Descriptive markup that identifies the start of an element and specifies its generic identifier and attributes.

4.307 status keyword: A marked section declaration parameter that specifies whether the marked section is to be ignored and, if not, whether it is to be treated as character data, replaceable character data, or normally.

4.308 string: Character string.

4.309 subelement: An element that occurs in the content of another element (the "containing element") in such a way that the subelement begins when the containing element is the current element.

4.310 syntax-reference character set: A character set, designated by a concrete syntax and known to all potential users of the syntax, that contains every significant SGML character. It enables a concrete syntax to be defined without regard to the particular document or system character sets with which it might be used.

4.311 system character set: The character set used in an SGML system.

4.312 system declaration: A declaration, included in the documentation for a conforming SGML system, that specifies the features, capacity set, concrete syntaxes, and character set that the system supports, the data content notations that it can interpret, and any validation services that it can perform.

4.313 system identifier: System data that specifies the file identifier, storage location, program invocation, data stream position, or other system-specific information that locates an external entity.

4.314 tag: Descriptive markup.

NOTE — There are two kinds: start-tag and end-tag.

4.315 target element: An element whose *generic identifier* is specified in a *data tag group*

4.316 text: Characters.

NOTE — The characters could have their normal character set meaning, or they could be interpreted in accordance with a data content notation as the representation of graphics, images, etc.

4.317 text identifier: The portion of a public identifier that identifies a public text so that it can be distinguished from any other public text with the same owner identifier.

NOTE — It consists of a *public text class*, an optional *unavailable text indicator*, a *public text description*, a *public text language*, and an optional *public text display version*.

4.318 text processing application: A related set of processes performed on documents of related types.

NOTE — Some examples are:

- a) Publication of technical manuals for a software developer: document types include installation, operation, and maintenance manuals; processes include creation, revision, formatting, and page layout for a variety of output devices.
- b) Preparation of manuscripts by independent authors for members of an association of publishers: document types include book, journal, and article; creation is the only defined process, as each publisher has its own methods of formatting and printing.
- c) Office correspondence: document types include memos, mail logs, and reports; processes include creation, revision, simple formatting, storage and retrieval, memo log update, and report generation.

4.319 token: The portion of a group, including a complete nested group (but not a *connector*), that is bounded by token separators (whether required or optional).

4.320 total capacity: A limit on the sum of all object capacities.

4.321 ts (separator): A token separator, occurring in groups.

4.322 type definition: Document type definition.

4.323 unavailable public text: Public text that is available only to a limited population, selected by its owner.

4.324 unique identifier: A *name* that uniquely identifies an element.

4.325 unregistered owner identifier: An owner identifier that can be distinguished from registered owner identifiers and ISO owner identifiers. As it is not constructed according to a registration standard, it could duplicate another unregistered owner identifier.

4.326 upper-case letters: Character class composed of the 26 capital letters from "A" through "Z".

4.327 upper-case name characters: Character class consisting of the upper-case forms of the corresponding lower-case name characters.

4.328 upper-case name start characters: Character class consisting of the upper-case forms of the corresponding lower-case name start characters.

4.329 validating SGML parser: A conforming SGML parser that can find and report a reportable markup error if (and only if) one exists.

4.330 variant concrete syntax: A concrete syntax other than the reference concrete syntax or core concrete syntax.

4.331 variant (conforming) SGML document: A conforming SGML document that uses a variant concrete syntax.

4.332 virtual character set: In graphic repertoire code extension, one of the character sets, known as G0, G1, G2, or G3, that represents the mapping of a real graphic character set, designated by an escape sequence, to a document code set position previously announced by an escape sequence.

5 Notation

NOTE — This clause describes the notation used in this International Standard to define the Standard Generalized Markup Language. This notation is not part of SGML itself (although there are some similarities between them), and therefore this clause should be considered as affecting only the presentation of this International Standard, not the substance.

The SGML abstract syntax is specified by formal syntax productions, each of which defines a "syntactic variable". A production consists of a reference number (in square brackets), the name of the syntactic variable being defined, an equals sign, and an expression that constitutes the definition.

[number] syntactic variable = expression

The expression is composed of one or more "syntactic tokens", parenthesized expressions, and symbols that define the ordering and selection among them.

5.1 Syntactic Tokens

The following list shows the syntactic token types using the typographic conventions employed for them in this International Standard, together with the source of their definitions:

syntactic variable. A syntactic token that is defined by a syntax production.

"SYNTACTIC LITERAL". A syntactic token consisting of a reserved name that is to be entered in markup exactly as it is shown in the syntax production, except that corresponding lower-case letters can be used if upper-case translation of general names is specified by the concrete syntax. Syntactic literals are defined whenever they occur in a syntax production, and the definition is applicable only in the context of that production.

delimiter role. A syntactic token that represents a delimiter string. Delimiter roles are defined in figure 3, which also lists the strings assigned to general delimiter roles by the reference concrete syntax. Strings assigned to the *shortref* delimiter role are shown in figure 4.

TERMINAL VARIABLE. A syntactic token that represents a character class whose members are not necessarily the same in all SGML documents. Terminal variables whose members are assigned by the concrete syntax are defined in figure 2. (The **NONSGML** variable, whose members are assigned by the document character set, is defined in 13.1.2.)

Terminal Constant. A syntactic token that represents either an entity end signal, or a character class whose members are the same in all SGML documents. Terminal constants are defined in figure 1.

5.2 Ordering and Selection Symbols

If there is more than one syntactic token in an expression, the ordering and selection among them is determined by symbols that connect them, as follows:

- , All must occur, in the order shown.
- & All must occur, in any order.
- | One and only one must occur.

Each selected syntactic token must occur once and only once unless the contrary is indicated by a suffix consisting of one of the following symbols:

- ? Optional (0 or 1 time).
- + Required and repeatable (1 or more times).
- * Optional and repeatable (0 or more times).

The occurrence suffixes are applied first, then the ordering connectors. Parentheses can be used as in mathematics to change these priorities.

6 Entity Structure

6.1 SGML Document

An *SGML document* is physically organized in an entity structure. The first entity is an *SGML document entity*; it contains entity references that indicate where the other entities belong with respect to it.

- [1] SGML document = SGML document entity,
(SGML subdocument entity |
SGML text entity | non-SGML data entity)*

NOTES

1 This International Standard does not constrain the physical organization of the document within the data stream, message handling protocol, file system, etc., that contains it. In particular, separate entities could occur in the same physical object, a single entity could be divided between multiple objects, and the objects could occur in any order.

2 This International Standard does not constrain the characters that can occur in a data stream outside of the SGML entities. Such characters would be interpreted according to applicable standards and conventions.

3 The SGML Document Interchange Format (SDIF) standardized in ISO 9069 allows an SGML document to be managed conveniently as a single object, while still preserving the entity structure.

6.2 SGML Entities

- [2] SGML document entity = SGML declaration,
s*, prolog, s*, document instance set, Ee
- [3] SGML subdocument entity = prolog, s*,
document instance set, Ee
- [4] SGML text entity = SGML character*, Ee

The characters of an SGML entity are parsed in accordance with this International Standard to recognize the *SGML declaration*, *prolog*, and *document instance set*, and their constituent parts.

Each *SGML character* is parsed in the order it occurs, in the following manner:

- a) The character is tested to see if it is part of a delimiter string (see 9.6). If a general delimiter string is recognized, the appropriate delimiter action is performed. If a *short reference* is recognized, it is treated as specified in 9.4.6.

- b) If the character is not part of a delimiter string, or it is part of an unmapped short reference, it is tested to see if it is a separator; if so, it is ignored.
- c) If the character is not part of a delimiter or a separator, it is treated as data.

If an *SGML character* is a *function character*, its function is performed in addition to any other treatment it may receive.

6.2.1 S Separator

[5] $s = \text{SPACE} \mid \text{RE} \mid \text{RS} \mid \text{SEPCHAR}$

An *SGML character* is not considered part of an *s* if it can be interpreted as some other markup. If it is considered part of an *s* it is ignored.

6.2.2 Entity End

An *Ee* is an entity end signal.

NOTE — An *Ee* is not a character and is never treated as data. It can occur only where expressly permitted.

A system can represent an *Ee* in any manner that will allow it to be distinguished from SGML characters.

NOTE — For example, an *Ee* could be represented by the bit combination of a non-SGML character, if any have been assigned.

6.2.3 Implied SGML Declaration

While a document is processed exclusively by a single system, the system can imply the *SGML declaration*. The declaration must be present explicitly, however, if the document is subsequently sent to another system.

6.3 Non-SGML Data Entity

[6] non-SGML data entity = *character**, *Ee*

NOTE — A *non-SGML data entity* is declared with a notation parameter that identifies how the data is to be interpreted.

7 Element Structure

7.1 Prolog

[7] $\text{prolog} = \text{other prolog}^*,$
base document type declaration,
(document type declaration |
other prolog), (link type declaration* |
*other prolog)**

[8] $\text{other prolog} = \text{comment declaration} \mid$
processing instruction | *s*

[9] $\text{base document type declaration} =$
document type declaration

An SGML document or subdocument entity conforms to the document type and link process definitions that are specified by the document type and link type declarations, respectively, in its *prolog*. An SGML text entity conforms to the *prolog* to which the entity from which it is referenced conforms. Parsing of an SGML entity is done with respect to those document and link types that are considered to be active.

NOTE — The system normally identifies the active document and link types to the SGML parser during initialization (see clause F.2).

Document type declarations in addition to the base are permitted only if "CONCUR YES" or "EXPLICIT YES" is specified on the *SGML declaration*.

7.2 Document Element

[10] $\text{document instance set}$
 = *base document element*

[11] $\text{base document element} = \text{document element}$

[12] $\text{document element} = \text{element}$

7.2.1 Limits

Instances of document type definitions other than the base are permitted only to the limit specified on the "CONCUR" parameter of the *SGML declaration*.

7.3 Element

[13] $\text{element} = \text{start-tag?}, \text{content}, \text{end-tag?}$

If an element has a *declared content* of "EMPTY", or an explicit content reference, the *end-tag* must be omitted.

NOTE — This requirement has nothing to do with markup minimization.

7.3.1 Omitted Tag Minimization

If "OMITTAG YES" is specified on the *SGML declaration*, a tag can be omitted as provided in this sub-sub-clause, as long as the omission would not create an ambiguity.

NOTE — A document type definition may consider a technically valid omission to be a markup error (see 11.2.2).

7.3.1.1 Start-tag Omission

The *start-tag* can be omitted if the element is a contextually required element and any other

elements that could occur are contextually optional elements, except if:

- a) the element type has a required attribute or *declared content*; or
- b) the *content* of the instance of the element is empty.

An omitted *start-tag* is treated as having an empty *attribute specification list*.

7.3.1.2 End-tag Omission

The *end-tag* can be omitted for a *document element*, or for an element that is followed either

- a) by the *end-tag* of another open *element*; or
- b) by an *element* or *SGML character* that is not allowed in its *content*.

NOTE — An element that is not allowed because it is an exclusion has the same effect as one that is not allowed because no token appears for it in the model group.

7.3.2 Data Tag Minimization

If "DATATAG YES" is specified on the *SGML declaration*, the *end-tag* can be omitted for an element that is the corresponding content of a data tag group.

The data content of the (target) element and its subelements is scanned for a string that conforms to one of the data tag templates in the element's *data tag pattern*. That string, plus any succeeding characters that conform to the *data tag padding template*, are considered the element's data tag. The data tag is treated both as the *end-tag* of the target element and as *character data* in its containing element.

NOTE — A *generic identifier* that occurs as a target element in a *data tag group* could also occur in other contexts as an *element token*. In those contexts, it would not be scanned for a data tag. It could also occur in other data tag groups, possibly with different data tag patterns.

The data content of the target element is scanned a character at a time. At each character, the longest possible *data tag template* in the *data tag pattern* is matched. If more than one target element is an open element, then at each character the templates of the most recently opened target element are tested first. If there is no match, the templates of the next most recently opened target element are tested, and so on.

NOTE — A data tag will therefore terminate the most recently opened target element whose data tag pattern it satisfies.

The matching of a *data tag pattern* to the content occurs after recognition of markup and replacement of references in the content, but before any *RE* or *RS* characters are ignored.

NOTE — The *data tag pattern* can therefore contain named character references to *RE* and *RS*.

A data tag cannot be recognized in any context in which end-tags are not recognized; for example, within a CDATA marked section.

In matching the *data tag padding template*, the template characters can be omitted, used once, or repeated indefinitely. The last (or only) use can stop short of the full template.

7.3.3 Quantities

The number of open elements cannot exceed the "TAGLVL" quantity.

The length of a data tag cannot exceed the "DTAGLEN" quantity.

7.4 Start-tag

[14] start-tag = (*stago*,
document type specification,
generic identifier specification,
attribute specification list, *s**, *tagc*) |
minimized start-tag

7.4.1 Minimization

[15] minimized start-tag = *empty start-tag* |
unclosed start-tag | *net-enabling start-tag*

A *start-tag* can be a *minimized start-tag* only if "SHORTTAG YES" is specified on the *SGML declaration*.

7.4.1.1 Empty Start-tag

[16] empty start-tag = *stago*,
document type specification, *s**, *tagc*

A *start-tag* can be an *empty start-tag* only if the *element* is in the base document instance, in which case the tag's *generic identifier specification* is assumed to be:

- a) if "OMITTAG YES" is specified on the *SGML declaration*, the *generic identifier* of the most recently started open element in the base document type; or
- b) if "OMITTAG NO" is specified on the *SGML declaration*, the *generic identifier* of the most recently ended element in the base document type; or

- c) if there was no such previous applicable element, the *generic identifier* of the *document element*.

An *empty start-tag* is treated as having an empty *attribute specification list*.

7.4.1.2 Unclosed Start-tag

- [17] unclosed start-tag = **stago**,
document type specification,
generic identifier specification,
attribute specification list, s*

A *start-tag* can be an *unclosed start-tag* only if it is followed immediately by the character string assigned to the **stago** or **etago** delimiter role, regardless of whether the string begins a valid delimiter-in-context sequence.

7.4.1.3 NET-enabling Start-tag

- [18] net-enabling start-tag = **stago**,
document type specification,
generic identifier specification,
attribute specification list, s*, **net**

A *start-tag* can be a *net-enabling start-tag* only if its *element* is in the base document instance.

7.4.2 Quantities

The length of a *start-tag*, before resolution of references in the *attribute specification list* and exclusive of the **stago** and **tagc** or **net** delimiters, cannot exceed the "TAGLEN" quantity.

7.5 End-tag

- [19] end-tag = (**etago**,
document type specification,
generic identifier specification, s*, **tagc**) |
minimized end-tag

An *end-tag* ends the most recently started open *element*, within the instance of the document type specified by the *document type specification*, whose *generic identifier* is specified by the *generic identifier specification*.

7.5.1 Minimization

- [20] minimized end-tag = *empty end-tag* |
unclosed end-tag | *null end-tag*

An *end-tag* can be a *minimized end-tag* only if "SHORTTAG YES" is specified on the *SGML declaration*.

7.5.1.1 Empty End-tag

- [21] empty end-tag = **etago**, s*, **tagc**

If an *end-tag* is an *empty end-tag*, its *generic identifier* is that of the most recently started open element in the base document instance. If there was no such element, the *end-tag* is an error.

7.5.1.2 Unclosed End-tag

- [22] unclosed end-tag = **etago**,
document type specification,
generic identifier specification, s*

An *end-tag* can be an *unclosed end-tag* only if it is followed immediately by the character string assigned to the **stago** or **etago** delimiter role, regardless of whether the string begins a valid delimiter-in-context sequence.

7.5.1.3 Null End-tag

- [23] null end-tag = **net**

The **net** is recognized as a *null end tag* only if the *start-tag* of an open element in the base document type was a *net-enabling start-tag*. It is assumed to be the *end tag* of the most recently started such element.

7.6 Content

- [24] content = *mixed content* | *element content* |
replaceable character data | *character data*
- [25] mixed content = (*data character* | *element* |
other content)*
- [26] element content = (*element* | *other content* |
s)*
- [27] other content = *comment declaration* |
short reference use declaration |
link type use declaration |
processing instruction | **shortref** |
character reference |
general entity reference |
marked section declaration | **Ee**

An element's *declared content* or *content model* determines which of the four types of *content* it has, or whether it is empty, except that the *content* must be empty if the element has an explicit content reference.

The *content* of an element declared to be *character data* or *replaceable character data* is terminated only by an **etago** delimiter-in-context (which need not open a valid *end-tag*) or a valid **net**. Such termination is an error if it would have been an error had the *content* been *mixed content*.

NOTE — Content characters could be classed as data content for either of two reasons:

- a) Declared character data.

The element's entire content was declared to be *character data* or *replaceable character data* by the *declared content* parameter of the *element declaration*.

- b) Parsed character data.

The element was declared to have *mixed content*, and an *SGML character* within it was parsed as data because it was not recognized as markup.

7.6.1 Record Boundaries

If an *RS* in *content* is not interpreted as markup, it is ignored.

Within *content*, an *RE* remaining after replacement of all references and recognition of markup is treated as data unless its presence can be attributed solely to markup. That is:

- a) The first *RE* in an element is ignored if no *RS*, data, or proper subelement preceded it.
- b) The last *RE* in an element is ignored if no data or proper subelement follows it.
- c) An *RE* that does not immediately follow an *RS* or *RE* is ignored if no data or proper subelement intervened.

In applying these rules to an element, subelement content is ignored; that is, a proper or included subelement is treated as an atom that ends in the same record in which it begins.

NOTE — For example, in

```
record 1<outer><sub>
record 2</sub>
</outer>record 3
```

the first *RE* in the outer element is at the end of record 2. It is treated as data if "sub" is a proper subelement of "outer", but is ignored if "sub" is an included element, because no data or proper subelement would have preceded it in the outer element.

In either case, the first *RE* in the subelement is at the end of record 1; it is ignored because no data or proper subelement preceded it in the subelement.

An *RE* is deemed to occur immediately prior to the first data or proper subelement that follows it (that is, after any intervening markup declaration, processing instruction, or included subelement).

NOTES

1 A specific character data entity, non-SGML data entity, or SGML subdocument entity, is treated as data, while a processing instruction entity is not.

2 Although the handling of record boundaries is defined by SGML, there is no requirement that SGML documents must be organized in records.

3 No entity, including the *SGML document entity* and external entities, is deemed to start with an *RS* or end with an *RE* unless it really does.

7.7 Document Type Specification

[28] document type specification = *name group*?

Markup containing a *document type specification* is processed only if:

- a) a *name* in the *name group* is that of an active document type; or
- b) there is no *name group* (that is, the *document type specification* is empty).

NOTE — An effect of this requirement is that markup with an empty document type specification (that is, no *name group*) will apply to all document instances (or the only one).

A *name group* can be specified only if "CONCUR YES" or "EXPLICIT YES" is specified on the *SGML declaration*.

7.7.1 General Entity References

A general entity must have been declared in the *document type declaration* of each active document type named in the *document type specification* or, if the specification was empty or the entity was not so declared, in the base *document type declaration*.

NOTE — An effect of this requirement is that a general entity declared in the base document type (including the default entity) can be referenced in an instance of any document type in which no general entity with the same name was defined.

7.7.2 Parameter Entity References

A *name group* cannot be specified for a *parameter entity reference* within a *document type declaration* or *link type declaration*. Such an entity must have been declared within the same *document type declaration* or, in the case of the *link type declaration*, within the source *document type declaration*.

7.8 Generic Identifier (GI) Specification

[29] generic identifier specification =
generic identifier | *rank stem*

[30] generic identifier = *name*

A *generic identifier* is valid only if it was specified as an *element type* in the document type definition and:

- a) it was named in the *content model* of the *element declaration* for the element in which it occurred; or
- b) it was named in an applicable *inclusions* exception; or
- c) it is the *document type name* and it occurred in the *start-tag* or *end-tag* of the document element.

7.8.1 Rank Feature

If "RANK YES" is specified on the *SGML declaration*, the provisions of this sub-sub-clause apply.

7.8.1.1 Full Generic Identifier

If the full *generic identifier* is specified for a ranked element, its *rank suffix* becomes the current rank for its *rank stem*, and for the rank stems in any *ranked group* of which the *rank stem* is a member.

7.8.1.2 Rank Stem

A *generic identifier specification* can be a *rank stem* if it was declared via a *ranked element* or member of a *ranked group* in an applicable *element declaration*.

Specifying a *rank stem* is equivalent to specifying the *generic identifier* that is derived by appending the current rank to it. It is an error to specify a *rank stem* if no element previously occurred to establish the current rank for that stem.

7.9 Attribute Specification List

[31] attribute specification list =
*attribute specification**

[32] attribute specification = *s**, (*name*, *s**, *vi*, *s**)?, *attribute value specification*

The validity of the attribute specification list is determined by the *attribute definition list* associated with the element. If there is no associated *attribute definition list*, the *attribute specification list* must be empty.

Every attribute for which there is an *attribute definition*, other than an impliable attribute, must be specified (unless markup minimization is used, as described in 7.9.1.1).

There can be only one *attribute specification* for each *attribute definition*.

The leading *s* can only be omitted from an *attribute specification* that follows a delimiter.

7.9.1 Minimization

7.9.1.1 Omitted Attribute Specification

If "SHORTTAG YES" or "OMITTAG YES" is specified on the *SGML declaration*:

- a) There need be an *attribute specification* only for a required attribute, and for a current attribute on the first occurrence of any element in whose *attribute definition list* it appears. Other attributes will be treated as though specified with an *attribute value* equal to the declared *default value*.
- b) If there is an *attribute value specification* for a current attribute, the specified *attribute value* will become the default value. The new default affects all elements associated with the *attribute definition list* in which the attribute was defined.

7.9.1.2 Omitted Attribute Name

If "SHORTTAG YES" is specified on the *SGML declaration*, the *name* and *vi* can be omitted if the *attribute value specification* is an undelimited *name token* that is a member of a group specified in the *declared value* for that attribute.

NOTE — A *name token* can occur in only one group in an *attribute definition list* (see 11.3.3)

7.9.2 Quantities

The normalized length of the *attribute specification list* is the sum of the normalized lengths of each attribute name and attribute value specified, which cannot exceed the "ATTSPLEN" quantity.

The normalized length of an attribute name is the "NORMSEP" quantity plus the number of characters in the name.

7.9.3 Attribute Value Specification

[33] attribute value specification =
attribute value | *attribute value literal*

[34] attribute value literal = (*lit*,
*replaceable character data**, *lit*) | (*lita*,
*replaceable character data**, *lita*)

An *attribute value literal* is interpreted as an *attribute value* by replacing references within it, ignoring *Ee* and *RS*, and replacing an *RE* or *SEPCHAR* with a *SPACE*.

7.9.3.1 Minimization

If "SHORTTAG YES" is specified on the SGML declaration, an *attribute value specification* can be an *attribute value* (that is, not an *attribute value literal*) provided that it contains nothing but name characters.

7.9.4 Attribute Value

[35] attribute value = *character data* |
general entity name | *id value* |
id reference value | *id reference list* | *name*
| *name list* | *name token* | *name token list* |
notation name | *number* | *number list* |
number token | *number token list*

[36] id value = *name*

[37] id reference list = *name list*

[38] id reference value = *name*

[39] name list = *name*, (s + , *name*)*

[40] name token list = *name token*, (s + ,
name token)*

[41] notation name = *name*

[42] number list = *number*, (s + , *number*)*

[43] number token list = *number token*, (s + ,
number token)*

The *declared value* parameter of an *attribute definition* determines which of the fourteen types of *attribute value* must be specified.

7.9.4.1 Syntactic Requirements

An *attribute value* must conform to the *declared value*.

If the *declared value* includes a group, the *attribute value* must be a token in that group.

An empty *attribute value literal* can be specified only for an *attribute value* whose type is *character data*.

7.9.4.2 Fixed Attribute

The specified *attribute value* for a fixed attribute must be its *default value*.

7.9.4.3 General Entity Name

The value of a *general entity name* attribute must be the name of an SGML subdocument entity or non-SGML data entity. If the attribute was specified in a *start-tag*, the entity definition must apply to each document instance in which the tag occurs. If the

attribute is a link attribute, the definition must apply to the source document type.

NOTE — The notation of a non-SGML data entity must apply to the same document types as the entity.

7.9.4.4 Notation

The *attribute value* of a notation attribute must be a *notation name* that was declared in the same document type declaration as the element.

It is an error to specify a value for a notation attribute if there is an explicit content reference.

NOTE — As the element's *content* will be empty, it is pointless to specify a notation for it. Even if the content reference were to a non-SGML data entity, the applicable notation would be specified by the *notation name* parameter of the entity declaration.

7.9.4.5 Quantities

The normalized length of an *attribute value*, whether specified directly or interpreted from an *attribute value literal*, is the "NORMSEP" quantity plus:

- a) for an *id reference list*, *name list*, *name token list*, *number list*, or *number token list* (even if there is only one token in the list), the sum of the number of characters in each token in the list, plus the "NORMSEP" quantity for each token in the list; or
- b) for all others, the number of characters in the value, plus the "NORMSEP" quantity for each reference to a "CDATA" or "SDATA" entity.

The normalized length of an *attribute value* cannot exceed the "LITLEN" quantity.

In a single *start tag*, the total number of names in *id reference value* and *id reference list* attribute values, whether defaulted or specified, cannot exceed the "GRPCNT" quantity.

8 Processing Instruction

[44] processing instruction = *pio*, *system data*,
pic

[45] system data = *character data*

Processing instructions are deprecated, as they reduce portability of the document. If a processing instruction must be used, it should be defined as an entity, so that the *system data* will be confined to the *prolog*, where a recipient of the document can more easily locate and modify it.

A *processing instruction* that returns data must be defined as an "SDATA" entity and entered with an entity reference. One that does not return data should be defined as a "PI" entity.

No markup is recognized in system data other than the delimiter that would terminate it.

NOTE — The characters allowed in *system data* and their interpretation are defined by the system. If it is desired to allow non-SGML characters or the *pic* delimiter character in *system data*, an alternative way of entering them should be provided so that the actual characters do not occur in the document.

8.1 Quantities

The length of a *processing instruction*, exclusive of its delimiters, cannot exceed the "PILEN" quantity.

9 Common Constructs

9.1 Replaceable Character Data

[46] replaceable character data =
(*data character* | *character reference* |
general entity reference | **Ee**)*

Markup that would terminate *replaceable character data* is not recognized in an entity that was referenced from within the same *replaceable character data*.

An **Ee** can occur in *replaceable character data* only if the reference to the entity it terminates occurred in the same *replaceable character data*.

9.2 Character Data

[47] character data = *data character**

[48] data character = *SGML character*

[49] character = *SGML character* | **NONSGML**

NOTE — A non-SGML character can be entered as a data character within an SGML entity by using a *character reference*.

9.2.1 SGML Character

[50] SGML character = *markup character* |
DATACHAR

[51] markup character = *name character* |
function character | **DELMCHAR**

[52] name character = *name start character* |
Digit | **LCNMCHAR** | **UCNMCHAR**

[53] name start character = **LC Letter** | **UC Letter**
| **LCNMSTR** | **UCNMSTR**

9.2.2 Function Character

[54] function character = **RE** | **RS** | **SPACE** |
SEPCHAR | **MSOCHAR** | **MSICCHAR** |
MSSCHAR | **FUNCHAR**

9.3 Name

[55] name = *name start character*,
*name character**

[56] number = **Digit** +

[57] name token = *name character* +

[58] number token = **Digit**, *name character**

The upper-case form of each character in a *name*, *name token*, *number*, or *number token*, as specified by the "NAMECASE" parameter of the *SGML declaration*, is substituted for the character actually entered.

9.3.1 Quantities

The length of a *name*, *name token*, *number*, or *number token*, cannot exceed the "NAMELEN" quantity.

9.4 Entity References

The replacement text of an entity reference must comply with the syntactic and semantic requirements that govern the context of the reference. For purposes of this rule, a reference to an *SGML subdocument entity* or a *non-SGML data entity* is treated like a reference to a *data character*.

NOTE — Such entities can also be accessed by a *general entity name attribute*.

A reference to an undeclared entity is an error unless there is an applicable default entity (see 9.4.4).

A reference to an entity that has already been referenced and has not yet ended is invalid (i.e., entities cannot be referenced recursively).

9.4.1 Quantities

The number of open entities (except for the unreferenced *SGML document entity* in which the *document* begins) cannot exceed the "ENTLVL" quantity.

9.4.2 Limits

The number of open SGML subdocument entities cannot exceed the quantity specified on the "SUBDOC" parameter of the *SGML declaration*.

Variable	Characters	Numbers	Description
Digit	0 - 9	48 - 57	Digits
Ee	(system signal; not a character)		Entity end signal
LC Letter	a - z	97 - 122	Lower-case letters
Special	' () + , - . / : = ?	39 - 41 43 - 47 58 61 63	Special minimum data characters
UC Letter	A - Z	65 - 90	Upper-case letters

Figure 1 — Character Classes: Abstract Syntax

9.4.3 Obfuscatory Entity References

Any use of entity references that obscures the markup is deprecated.

NOTE — Most such abuses are prohibited by the syntax of SGML. The following principles should be observed (those that say "must" are restatements of syntax rules, stated formally elsewhere, that enforce the principles):

- The opening delimiter of a tag, *processing instruction*, declaration, literal, or other delimited text, must be in the same entity as the closing delimiter. An entity must not end in delimited text unless it began there, and an entity that begins there must end there.
- The content of an element or marked section that was declared to be *character data* or *replaceable character data* must (and other elements should) start and end in the same entity.
- An element's *start-tag* and *end-tag* (and a marked section's *marked section start* and *marked section end*) should be in the same entity, or they should be the replacement text of entities whose references are in the same entity.
- In a markup declaration, a reference must be replaced either by zero or more consecutive complete parameters (with any intervening *ps* separators), or, within a group, by one or more consecutive complete tokens (with any intervening *ts* separators and/or connectors).

9.4.4 Named Entity Reference

[59] general entity reference = *ero*,
document type specification, name,
reference end

[60] parameter entity reference = *pero*,
document type specification, name,
reference end

An entity *name* is required to be declared by an *entity declaration* before it can be used in a named entity reference, except that an undeclared *name* can be used in a *general entity reference* to refer to the default entity, if one was defined.

9.4.5 Reference End

[61] reference end = (*refc* | *RE*)?

NOTE — Ending a reference with an *RE* has the effect of suppressing the record end.

The *refc* or *RE* can be omitted only if the reference is not followed by a *name character*, or by a character that could be interpreted as the omitted *reference end*.

9.4.6 Short Reference

If a *short reference* is mapped to a general entity name in the current map, it is treated as markup and replaced by the named entity. If the *short reference* is mapped to nothing, each character in the delimiter string is treated as an *s* separator if it can be recognized as such, and if not it is treated as data.

9.4.6.1 Equivalent Reference String

A short reference can be removed from a document by replacing it with an equivalent reference string that contains a named entity reference. The entity *name* must be that to which the *short reference* is mapped in the current map.

If the short reference contains any quantity of *RS* or *RE* characters, the equivalent reference string will include a single *RS* or *RE*, or both, as shown in the following list:

Short Reference	Equivalent Reference String
No <i>RS</i> or <i>RE</i>	<i>ero, name, refc</i>
<i>RS</i> ; no <i>RE</i>	<i>RS, ero, name, refc</i>
<i>RE</i> ; no <i>RS</i>	<i>ero, name, RE</i>
Both <i>RS</i> and <i>RE</i>	<i>RS, ero, name, RE</i>

NOTES

1 Equivalent reference strings are used when a document is converted from a concrete syntax that supports short references to one that does not.

Variable	Characters	Numbers	Description
DATACHAR	(implicit)	(implicit)	Dedicated data characters
DELMCHAR	(implicit)	(implicit)	Delimiter characters
FUNCHAR	(none)	(none)	Inert function characters
LCNMCHAR	- .	45 46	Lower-case name characters
LCNMSTRT	(none)	(none)	Lower-case name start characters
MSICHAR	(none)	(none)	Markup-scan-in characters
MSOCHAR	(none)	(none)	Markup-scan-out characters
MSSCHAR	(none)	(none)	Markup-scan-suppress characters
RE		13	Record end character
RS		10	Record start character
SEPCHAR		9	Separator characters
SPACE		32	Space character
UCNMCHAR	- .	45 46	Upper-case name characters
UCNMSTRT	(none)	(none)	Upper-case name start characters

Figure 2 — Character Classes: Concrete Syntax

2 A single **RS** and/or **RE** is preserved in the equivalent reference string to prevent records from becoming joined, and possibly exceeding a system's maximum length restriction. They are not recognized as data: the **RS** because it never is, and the **RE** because it serves as the *reference end*.

9.5 Character Reference

[62] character reference = *cro*, (*function name* | *character number*), *reference end*

[63] function name = "RE" | "RS" | "SPACE" | *name*

[64] character number = *number*

A *name* specified as a *function name* must have been specified as an *added function* in the concrete syntax.

A *character reference* should be used when a character could not otherwise be entered conveniently in the text.

A replacement character is considered to be in the same entity as its reference.

A replacement character is treated as though it were entered directly except that the replacement for a numeric *character reference* is always treated as data.

NOTES

1 A system can determine its own internal representation for a replacement character. Care should be taken to distinguish a

normal *function character* (entered directly or as a replacement for a named character reference) from one that replaces a numeric character reference.

2 When a document is translated to a different document character set, the *character number* of each numeric character reference must be changed to the corresponding *character number* of the new set.

9.6 Delimiter Recognition

A delimiter string is recognized as satisfying a delimiter role only within the particular recognition mode (or modes) in which the role is meaningful and, in some cases, only if a contextual constraint is satisfied. The roles, their recognition modes, and any contextual constraints on their recognition, are listed in figure 3. Also shown are the strings assigned to general delimiters in the reference delimiter set, and the character numbers of those strings in the *translation-reference character set* of the reference concrete syntax. The strings assigned as short reference delimiters in the reference delimiter set are shown in figure 4.

9.6.1 Recognition Modes

The recognition modes are:

Mode	Meaning
CON	Recognized in <i>content</i> and in the <i>marked section</i> of marked section declarations that occur in <i>content</i> .
CXT	Recognized as part of the contextual sequence of a "CON" or "DS" mode delimiter-in-context. (See below.)

Name	String	Number	Mode	Constraint	Description of Role
AND	&	38	GRP		And connector
COM	--	45 45	CXT MD		Comment start or end
CRO	&#	38 35	CON LIT	CREF	Character reference open
DSC]	93	DS MD		Declaration subset close
DSO	[91	CXT MD		Declaration subset open
DTGC]	93	GRP		Data tag group close
DTGO	[91	GRP		Data tag group open
ERO	&	38	CON LIT	NMS	Entity reference open
ETAGO	</	60 47	CON	GI	End-tag open
GRPC)	41	GRP		Group close
GRPO	(40	CXT GRP MD		Group open
LIT	"	34	GRP LIT MD TAG		Literal start or end
LITA	'	39	GRP LIT MD TAG		Literal start or end (alternative)
MDC	>	62	CXT MD		Markup declaration close
MDO	<!	60 33	CON DS	DCL	Markup declaration open
MINUS	-	45	MD		Minus; exclusion
MSC]]	93 93	CON DS	MSE	Marked section close
NET	/	47	CON TAG	ELEM	Null end-tag
OPT	?	63	GRP		Optional occurrence indicator
OR		124	GRP		Or connector
PERO	%	37	DS GRP MD	NMS	Parameter entity reference open
PIC	>	62	PI		Processing instruction close
PIO	<?	60 63	CON DS		Processing instruction open
PLUS	+	43	GRP MD		Required and repeatable; inclusion
REFC	;	59	REF		Reference close
REP	*	42	GRP		Optional and repeatable
RNI	#	35	GRP MD		Reserved name indicator
SEQ	,	44	GRP		Sequence connector
SHORTREF			CON		Short reference (see figure 4)
STAGO	<	60	CON TAG	GI	Start-tag open
TAGC	>	62	CXT TAG		Tag close
VI	=	61	TAG		Value indicator

Figure 3 — Reference Delimiter Set: General

- DS** Recognized in a declaration subset and in the *marked section* of marked section declarations that occur in a declaration subset.
- GRP** Recognized in a group.
- LIT** Recognized in a literal.
- MD** Recognized in a *markup declaration* (other than in a group or declaration subset).
- PI** Recognized in a *processing instruction*.
- REF** Recognized in a *general entity reference*, *parameter entity reference*, or *character reference*.
- TAG** recognized in a *start-tag* or *end-tag*.

9.6.2 Contextual Constraints

The most common constraint is that the delimiter string must start a delimiter-in-context in which it is followed by one of the listed contextual sequences:

- CREF** *name start character* or *Digit*
- DCL** *name start character, com, dso, or mdc*
- GI** *name start character*, or, if "SHORTTAG YES" is specified on the *SGML declaration*, *tagc*, or, if "CONCUR YES" is specified on the *SGML declaration*, *grpo*
- MSE** *mdc*
- NMS** *name start character*, or, if "CONCUR YES" is specified on the *SGML declaration*, *grpo*

Another contextual constraint is:

- ELEM** In "CON" mode, recognized only within an element whose *start-tag* was a *net-enabling start-tag*; in "TAG" mode, no constraints.

9.6.3 Order of Recognition

Delimiter strings (including any required contextual sequences) are recognized in the order they occur, with no overlap.

NOTE — For example, if "abc" and "bcd" are delimiter strings, and the document contains "abcde", then "abc" will be recognized and parsing will continue at "d", so "bcd" will not be recognized.

This rule holds true even if the recognized delimiter is semantically incorrect, or is a short reference that is mapped to nothing.

NOTE — For example, in the reference delimiter set, the solidus (/) will be recognized as part of an *etago* delimiter-in-context rather than as the *net*, even if the *end-tag* GI was not declared, or is not the GI of an open element.

9.6.4 Delimiters Starting with the Same Character

If multiple delimiter strings start with the same character, only the longest delimiter string or delimiter-in-context among them will be recognized at a given point in the document.

NOTE — For example, if "ab" and "abc" are delimiters and the document contains "abcd", then "abc" will be recognized and parsing will continue at "d", so "ab" will not be recognized.

This rule holds true even if the longer delimiter is semantically incorrect, or is a short reference that is mapped to nothing.

NOTE — If, in the previous example, "ab" and "abc" were short reference delimiters, short reference "abc" alone would be recognized and short reference "ab" would not be, even if short reference "abc" were mapped to nothing in the current map and short reference "ab" were mapped to an entity.

9.6.5 Short References with Blank Sequences

If there is a B sequence in the definition of a short reference delimiter, it will cause recognition of a blank sequence in the *content*. The minimum length of the blank sequence is the length of the B sequence.

NOTE — That is, one B means one or more blanks, two B's means two or more blanks, etc.

A string that could be recognized as more than one delimiter will be considered the string of the most specific delimiter that it satisfies.

NOTE — For example, a tab character would be recognized as "&#TAB;" in preference to "B", and three spaces would be recognized as "BBB" in preference to "BB".

9.6.5.1 Quantities

The length of a blank sequence recognized as a short reference cannot exceed the "BSEQLEN" quantity. If an actual blank sequence is longer, only the first "BSEQLEN" characters will be included in the short reference string, and parsing will resume with the following character.

9.6.6 Name Characters

If a *name start character* is assigned to a delimiter role, it will be recognized as a delimiter (in preference to recognition as a *name start character*) if a *name token* has not already begun; if found within a *name token*, it will be treated as a *name character*.

If general upper-case substitution is specified by the "NAMECASE" parameter of the *SGML declaration*, then for purposes of delimiter recognition, a *name character* assigned to a delimiter role is treated as though it were its upper-case form.

9.7 Markup Suppression

An *MISOCHAR* suppresses recognition of markup until an *MSICCHAR* or entity end occurs. An *MSSCHAR* does so for the next character in the same entity (if any).

NOTE — An *MISOCHAR* occurring in *character data* or other delimited text will therefore suppress recognition of the closing delimiter. An *MSSCHAR* could do so if it preceded the delimiter.

If markup recognition has not been suppressed by an *MISOCHAR*, an *MSICCHAR* has no effect on markup recognition, but is not an error.

If markup recognition has been suppressed by an *MISOCHAR*, a subsequent *MISOCHAR* or *MSSCHAR* has no effect on markup recognition, but is not an error.

An *MISOCHAR* that follows an *MSSCHAR* has no effect on markup recognition.

9.8 Capacity

The size and complexity of a document must not exceed the number of capacity points allowed by the document capacity set for the objects occurring in the document.

The names of the total and individual capacities, together with the values assigned to them in the reference capacity set, are shown in figure 5. The set's public identifier is:

ISO 8879-1986//CAPACITY Reference//EN

String	Number	Description
&#TAB;	9	Horizontal tab
&#RE;	13	Record end
&#RS;	10	Record start
&#RS;B	10 66	Leading blanks
&#RS;&#RE;	10 13	Empty record
&#RS;B&#RE;	10 66 13	Blank record
B&#RE;	66 13	Trailing blanks
&#SPACE;	32	Space
BB	66 66	Two or more blanks
"	34	Quotation mark
#	35	Number sign
%	37	Percent sign
'	39	Apostrophe
(40	Left parenthesis
)	41	Right parenthesis
*	42	Asterisk
+	43	Plus sign
,	44	Comma
-	45	Hyphen
--	45 45	Two hyphens
:	58	Colon
;	59	Semicolon
=	61	Equals sign
@	64	Commercial at
[91	Left square bracket
]	93	Right square bracket
^	94	Circumflex accent
_	95	Low line
{	123	Left curly bracket
	124	Vertical line
}	125	Right curly bracket
~	126	Tilde

Figure 4 — Reference Delimiter Set: Short References

The points accumulated for each type of object cannot exceed the value of that object's individual capacity, and the total points for all objects cannot exceed the "TOTALCAP" value.

The capacity values must be sufficient for the greatest capacity requirement among the possible sets of concurrent instances or chains of link processes that could be processed at once.

Points are counted for the SGML document entity and SGML text entities referenced from it, plus the set of possible open subdocument entities and SGML text entities referenced from them that would require the largest capacity.

NOTE — As an example of capacity calculation, when a concrete syntax with 32 short references and a "NAMELEN" of 8 is used, a capacity of 30818 or more would be required to accommodate a

document with 100 entities averaging 70 characters (800+7000), 200 element types (1600) with 2000 tokens in content models (16000) and 25 exceptions groups with a total of 50 names (200+400), 50 attributes with default values averaging 20 characters (400+1000) and 100 attribute name tokens (800), 5 data content notations with identifiers averaging 50 characters (40+250), 50 ID and 50 IDREF attributes (400+400), 5 short reference maps ($5 \times (8 + (8 \times 32)) = 1320$), and a single implicit link type declaration with 4 link sets, each containing 5 source element names (40+168).

10 Markup Declarations: General

NOTE — The declaration names and keywords in the syntax productions are reference reserved names that can be redefined for a variant concrete syntax with the *reserved name use* parameter of the *SGML declaration*.

10.1 Parts of Declarations

10.1.1 Parameter Separator

[65] $ps = s | \mathbf{Ee} | \textit{parameter entity reference} | \textit{comment}$

A *parameter entity reference* can be used wherever a parameter could occur. The entity must consist of zero or more of the consecutive complete parameters that follow the *ps* in which the reference occurs, together with any intervening *ps* separators. The entity must end within the same declaration.

An **Ee** can occur in a *ps* only if the reference to the entity it terminates occurs in a *ps* in the same declaration.

A required *ps* that is adjacent to a delimiter or another *ps* can be omitted if no ambiguity would be created thereby.

A *ps* must begin with an *s* if omitting it would create an ambiguity.

10.1.2 Parameter Literal

[66] $\textit{parameter literal} = (\textit{lit}, \textit{replaceable parameter data}, \textit{lit}) | (\textit{lita}, \textit{replaceable parameter data}, \textit{lita})$

[67] $\textit{replaceable parameter data} = (\textit{data character} | \textit{character reference} | \textit{parameter entity reference} | \mathbf{Ee})^*$

A *parameter literal* is interpreted as a parameter (or token) by replacing references while the declaration is being processed.

Except for parameter entity and character references, no markup is recognized in a *parameter literal* other than the terminal *lit* or *lita*, and those are not recognized within the replacement text of a reference.

NOTE — If the literal is in the *entity text* parameter of an *entity declaration*, markup characters in its text could be recognized when the entity is referenced.

An **Ee** can occur in *replaceable parameter data* only if the reference to the entity it terminates occurred in the same *replaceable parameter data*.

10.1.2.1 Quantities

The length of an interpreted *parameter literal* cannot exceed the "LITLEN" quantity (unless some other restriction is applied in the context in which it is used).

10.1.3 Group

[68] $\textit{name token group} = \textit{grpo}, \textit{ts}^*, \textit{name token}, (\textit{ts}^*, \textit{connector}, \textit{ts}^*, \textit{name token})^*, \textit{ts}^*, \textit{grpc}$

[69] $\textit{name group} = \textit{grpo}, \textit{ts}^*, \textit{name}, (\textit{ts}^*, \textit{connector}, \textit{ts}^*, \textit{name})^*, \textit{ts}^*, \textit{grpc}$

[70] $\textit{ts} = s | \mathbf{Ee} | \textit{parameter entity reference}$

Only one type of *connector* should be used in a single *name group* or *name token group*.

NOTE — No specific type of *connector* is mandated, so that a group defined in an entity can be referenced as both a *model group* (where the specific connector is meaningful) and a *name group* (where it is not).

A token can occur only once in a single *name group* or *name token group*.

A *parameter entity reference* can be used anywhere in a group that a token could occur. The entity must consist of one or more of the consecutive complete tokens that follow the *ts* in which the reference occurs in the same group (i.e., at the same nesting level), together with any surrounding or intervening *ts* separators and any intervening connectors. The entity must end within the same group.

An **Ee** can occur in a *ts* only if:

- the *ts* follows a token (as opposed to a *connector*, *grpo*, or *dtgo*); and
- the reference to the entity the **Ee** terminates occurs in the same group (i.e., at the same nesting level).

10.1.3.1 Quantities

The number of tokens in a group cannot exceed the "GRPCNT" quantity.

10.1.4 Declaration Separator

[71] $\textit{ds} = s | \mathbf{Ee} | \textit{parameter entity reference} | \textit{comment declaration} | \textit{processing instruction} | \textit{marked section declaration}$

A *parameter entity reference* in a *ds* must refer to an entity that consists of zero or more complete markup declarations and/or *ds* separators.

An **Ee** can occur in a *ds* only if the reference to the entity it terminates occurs in a *ds* in the same parameter.

10.1.5 Associated Element Type

[72] associated element type = *generic identifier* | *name group*

Each *name* in the *name group* must be a *generic identifier*.

10.1.6 External Identifier

[73] external identifier = ("SYSTEM" | ("PUBLIC", *ps* +, *public identifier*)), (*ps* +, *system identifier*)?

[74] public identifier = *minimum literal*

[75] system identifier = (*lit*, *system data*, *lit*) | (*lita*, *system data*, *lita*)

The *system identifier* can be omitted if the system can generate it from the *public identifier* and/or other information available to it.

If "FORMAL YES" is specified on the SGML declaration, a *public identifier* is interpreted as a *formal public identifier* (see 10.2) and a formal public identifier error can occur.

NOTE — It is still a *minimum literal*, and all requirements pertaining to minimum literals apply.

10.1.6.1 Quantities

The length of a *system identifier*, exclusive of delimiters, cannot exceed the "LITLEN" quantity.

10.1.6.2 Capacities

The number of characters of *entity text* counted towards the ENTCHCAP capacity for an *external identifier* is that of its *system identifier* component, whether specified or generated (and exclusive of delimiters).

10.1.7 Minimum Literal

[76] minimum literal = (*lit*, *minimum data*, *lit*) | (*lita*, *minimum data*, *lita*)

[77] minimum data = *minimum data character**

[78] minimum data character = **RS** | **RE** | **SPACE** | **LC Letter** | **UC Letter** | **Digit** | **Special**

A *minimum literal* is interpreted by ignoring **RS** and replacing a sequence of one or more **RE** and/or **SPACE** characters with a single **SPACE**.

10.1.7.1 Quantities

The length of an interpreted *minimum literal*, exclusive of delimiters, cannot exceed the "LITLEN" quantity of the reference quantity set, regardless of the concrete syntax used.

10.2 Formal Public Identifier

[79] formal public identifier = *owner identifier*, *//*, *text identifier*

A *formal public identifier* cannot contain consecutive solidi ("*//*") except where expressly permitted by this sub-clause.

NOTE — As a *public identifier* is a *minimum literal*, **RS** characters are removed, and sequences of one or more **RE** and/or **SPACE** characters replaced by a single **SPACE**, prior to interpretation as a *formal public identifier*. The *minimum literal* length limitation applies to the interpreted text (see 10.1.7.1).

10.2.1 Owner Identifier

[80] owner identifier = *ISO owner identifier* | *registered owner identifier* | *unregistered owner identifier*

NOTE — In formulating an *owner identifier*, standards such as ISO 3166 can be helpful.

10.2.1.1 ISO Owner Identifier

[81] ISO owner identifier = *minimum data*

The usual form of *ISO owner identifier* can be used only when the *public identifier* identifies an ISO publication or is assigned within one. It consists of the ISO publication number, without the language suffix.

NOTE — For example, the *ISO owner identifier* for public text defined in this document is "ISO 8879-1986" in all translations. If the public text is translated, that fact is indicated by specifying the appropriate *public text language* in the *text identifier*.

A special form of *ISO owner identifier* can be used only when the public text is an ISO registered character set and the *public text class* is "CHARSET". It consists of the string "ISO Registration Number", followed by the registration number of the character set.

10.2.1.2 Registered Owner Identifier

[82] registered owner identifier = "+*//*", *minimum data*

NOTE — A registered owner identifier could be a citation of a national or industry standard, or some other unique identifier assigned in accordance with ISO 9070.

10.2.1.3 Unregistered Owner Identifier

[83] unregistered owner identifier = "-//",
minimum data

NOTE — An unregistered owner identifier could be a (presumably unique) designation created by a trade organization or other user community, or by an individual.

10.2.2 Text Identifier

[84] text identifier = *public text class*, **SPACE**,
unavailable text indicator?,
public text description, "//",
(*public text language* |
public text designating sequence), ("//",
public text display version)?

[85] unavailable text indicator = "-//"

If the *unavailable text indicator* is present, the text is unavailable public text; otherwise, it is available public text.

If the *public text class* is "CHARSET", the *text identifier* includes a *public text designating sequence*; otherwise, it includes a *public text language*.

A *text identifier* cannot be the same as another *text identifier* in a *formal public identifier* that has the same *owner identifier*.

NOTE — If two public texts with the same owner have the same public text description, they must be of different classes, versions, etc.

10.2.2.1 Public Text Class

[86] public text class = *name*

The *name* must be one that identifies an SGML construct in the following list:

Name	SGML Construct
CAPACITY	<i>capacity set</i>
CHARSET	<i>character data</i>
DOCUMENT	<i>SGML document</i>
DTD	<i>document type declaration subset</i>
ELEMENTS	<i>element set</i>
ENTITIES	<i>entity set</i>
LPD	<i>link type declaration subset</i>
NONSGML	<i>non-SGML data entity</i>
NOTATION	<i>character data</i>
SHORTREF	<i>short reference set</i>
SUBDOC	<i>SGML subdocument entity</i>
SYNTAX	<i>concrete syntax</i>
TEXT	<i>SGML text entity</i>

The *name* must be entered with upper-case letters.

NOTE — When appropriate, a system can use the *public text class* to determine strategies for converting the public text from its interchange form into a referenceable entity that uses the system character set and concrete syntax.

10.2.2.2 Public Text Description

[87] public text description = *ISO text description*
| *minimum data*

An *ISO text description* can be used only when the *public identifier* identifies an ISO publication. It consists of the last element of the publication title, without the part number designation (if any).

NOTE — For example, the *ISO text description* for ISO 8632/4 is "Clear text encoding".

10.2.2.3 Public Text Language

[88] public text language = *name*

The *public text language* must be a two-character *name*, entered with upper-case letters. The *name* must be the language code from ISO 639 that identifies the principal natural language used in the public text.

NOTES

1 The natural language will affect the usability of some public text classes more than others.

2 The portions of text most likely to be influenced by a natural language include the data, defined names, and comments.

3 A system can use the *public text language* to facilitate automatic language translation.

10.2.2.4 Public Text Designating Sequence

[89] public text designating sequence
= *minimum literal*

The *minimum literal* must be the external form of a designating escape sequence prescribed by ISO 2022 for the character set referenced by the *public identifier*. If the public text is an ISO registered character set, the designating escape sequence must be a registered escape sequence for that set.

NOTES

1 For example, the external form of the registered G0 designating sequence for the graphic characters of ISO 646 IRV (registered character set 002) is:

ESC 2/8 4/0

² For registered character sets, the *public text designating sequence* uniquely identifies the public text. For other character sets, it uniquely identifies the public text with respect to a particular *owner identifier*.

10.2.2.5 Public Text Display Version

[90] public text display version = *minimum data*

The *public text display version* must be omitted if the *public text class* is "CAPACITY", "CHARSET", "NOTATION", or "SYNTAX". For other classes, if the public text is device-dependent, the text identifier must include a *public text display version* that describes the devices supported or coding scheme used.

When a system accesses public text for which a *public text display version* could have been specified but was not, it must substitute the best available device-dependent version for the display device in use. If there is none, no substitution occurs.

NOTE — This mechanism is particularly useful with character entity sets.

10.3 Comment Declaration

[91] comment declaration = *mdo*, (*comment*, (*s* | *comment*)*)?, *mdc*

[92] comment = *com*, SGML character*, *com*

No markup is recognized in a *comment*, other than the *com* delimiter that terminates it.

10.4 Marked Section Declaration

[93] marked section declaration =
marked section start,
status keyword specification, *dso*,
marked section, *marked section end*

[94] marked section start = *mdo*, *dso*

[95] marked section end = *msc*, *mdc*

[96] marked section = SGML character*

The *marked section* must comply with the syntactic and semantic requirements that govern the context in which the *marked section declaration* occurs.

A *marked section end* that occurs outside of a *marked section declaration* is an error.

10.4.1 Quantities

The number of open marked section declarations cannot exceed the "TAGLVL" quantity.

10.4.2 Status Keyword Specification

[97] status keyword specification = (*ps*+,
qualified status keyword | *status keyword* |
"TEMP")*, *ps**

[98] qualified status keyword =
status keyword qualifier, *status keyword*

[99] status keyword qualifier = *name group*

[100] status keyword = "CDATA" | "IGNORE" |
"INCLUDE" | "RCDATA"

where

IGNORE specifies that the section is treated as though there were no characters in the *marked section*, except that a nested *marked section declaration* is recognized so that the correct ending can be found, but its *status keyword specification* is ignored.

INCLUDE specifies that the *marked section* is not to be ignored.

CDATA specifies that the *marked section* is treated as *character data*.

RCDATA specifies that the *marked section* is treated as *replaceable character data*.

TEMP identifies the section as a temporary part of the document that might need to be removed at a later time.

In the event of a conflicting specification, the status keywords have the following priority (highest shown first):

"IGNORE"
"CDATA"
"RCDATA"
"INCLUDE"

If none is specified, "INCLUDE" is assumed.

A *qualified status keyword* is ignored unless the *name group* includes the name of an active document type or active link type.

A *qualified status keyword* can be specified only if "CONCUR YES" or "EXPLICIT YES" is specified on the SGML declaration.

If the effective status is "CDATA" or "RCDATA", a nested *marked section declaration* within the *marked section* in the same entity is not allowed; the *marked section declaration* is terminated by the first *marked section end*.

If the effective status is "IGNORE", an **Ee** is not allowed in the *marked section*.

NOTE — The scan of an "IGNORE", "CDATA", or "RCDATA" marked section ignores virtually all markup but marked section ends. As a result, processing instructions, attribute values, literals, character data elements, and comments are not recognized to be such, so their characters are also scanned. This could cause erroneous results if the characters look like marked sections. In most cases, problems can be avoided by entering such characters with references, instead of directly.

10.5 Entity Declaration

[101] entity declaration = *mdo*, "ENTITY", *ps* +, *entity name*, *ps* +, *entity text*, *ps**, *mdc*

10.5.1 Entity Name

[102] entity name = *general entity name* | *parameter entity name*

[103] general entity name = *name* | (*rni*, "DEFAULT")

[104] parameter entity name = *pero*, *ps* +, *name*

where

DEFAULT means the entity is the default entity.

An attempt to redefine an entity is ignored, but is not an error.

NOTE — This requirement allows an entity declaration in a document type declaration subset to take priority over a later declaration of the same entity in a public document type definition.

The *ps* in a *parameter entity name* is required, even though it follows a delimiter.

10.5.1.1 Quantities

A *name* in a *parameter entity name* must be at least one character shorter than the "NAMELEN" quantity.

10.5.1.2 Capacities

Points are counted towards the "ENTCAP" capacity for the default entity, and for each unique entity name that is defaulted in one or more references.

Points are counted towards the "ENTCHCAP" capacity for the default entity. They are counted for

defaulted entities only if a system identifier is generated.

10.5.2 Entity Text

[105] entity text = *parameter literal* | *data text* | *bracketed text* | *external entity specification*

If a *parameter literal* alone is specified as the *entity text*, the interpreted *parameter literal* is the replacement text of the entity.

An **Ee** is deemed to be present at the end of the replacement text; it is not entered explicitly.

10.5.3 Data Text

Data text is treated as *character data* when referenced, regardless of the context in which the entity reference occurs. It is specified as a *parameter literal*, whose characters, after resolution of references in the usual manner, will comprise the *entity text*.

[106] data text = ("CDATA" | "SDATA" | "PI"), *ps* +, *parameter literal*

where

CDATA means the interpreted *parameter literal* is the replacement text of a character data entity.

SDATA means the interpreted *parameter literal* is the replacement text of a specific character data entity.

PI means the interpreted *parameter literal* is the replacement text of a processing instruction data entity.

"CDATA" or "SDATA" can be specified only if the *entity name* is a *general entity name*.

A *processing instruction* that returns data must be defined as an "SDATA" entity.

NOTES

1 A "CDATA" or "SDATA" entity must be referenced in a context in which *character data* can occur, and a "PI" entity in a context in which a *processing instruction* could occur.

2 "SDATA" is normally specified if the entity would be redefined for different applications, systems, or output devices; for example, if the data contained processing instructions, or characters not present in the *translation-reference character set*.

10.5.4 Bracketed Text

[107] bracketed text = ("STARTTAG" | "ENDTAG"
| "MS" | "MD"), *ps* + , *parameter literal*

where the keywords mean that the entity consists of the interpreted *parameter literal* bracketed with delimiters, as follows:

STARTTAG	means preceded by <i>stago</i> and followed by <i>tagc</i> .
ENDTAG	means preceded by <i>etago</i> and followed by <i>tagc</i> .
MS	means preceded by a <i>marked section start</i> and followed by a <i>marked section end</i> .
MD	means preceded by <i>mdo</i> and followed by <i>mdc</i> .

NOTE — Bracketed text is simply text with delimiter characters; there is no requirement that the entities form valid start-tags or other constructs. As usual, the validity of the entity is determined in context whenever the entity is referenced.

10.5.4.1 Quantities

The length of an interpreted *parameter literal* in *bracketed text* cannot exceed the "LITLEN" quantity, less the length of the bracketing delimiters.

10.5.5 External Entity Specification

[108] external entity specification
= *external identifier*, (*ps* + , *entity type*)?

[109] entity type = "SUBDOC" | ("NDATA", *ps* + ,
notation name)

where

SUBDOC	means the entity is an <i>SGML subdocument entity</i> .
NDATA	means the entity is a <i>non-SGML data entity</i> .

The *entity type* can be specified only if the *entity name* is a *general entity name*.

If the *entity type* is omitted, the entity is an *SGML text entity*.

The *notation name* must be declared in the same document type definition as the entity.

NOTE — It need not have been defined prior to this declaration, but must be defined prior to a reference to the entity.

A non-SGML data entity can reference (in its own notation) other non-SGML data entities and SGML subdocument entities. Such entities should be declared in the same document type definition as it is.

"SUBDOC" can be specified only if "SUBDOC YES" is specified on the *SGML declaration*.

11 Markup Declarations: Document Type Definition

11.1 Document Type Declaration

[110] document type declaration = *mdo*,
"DOCTYPE", *ps* + , *document type name*,
(*ps* + , *external identifier*)?, (*ps* + , *dso*,
document type declaration subset, *dsc*)?,
*ps**, *mdc*

[111] document type name = *generic identifier*

[112] document type declaration subset =
(*entity set* | *element set* |
short reference set)*

[113] entity set = (*entity declaration* | *ds*)*

[114] element set = (*element declaration* |
attribute definition list declaration |
notation declaration | *ds*)*

[115] short reference set = (*entity declaration* |
short reference mapping declaration |
short reference use declaration | *ds*)*

The *document type name* must be a *generic identifier* that does not occur as a *document type name* or *link type name* in the same *prolog*.

The *external identifier* points to an entity that is referenced at the end of the declaration subset and is considered to be part (or all) of it. The effective document type definition is the combination of the declarations entered in the subset and the external ones.

NOTE — A parameter entity declaration in the subset will have priority over another declaration for that entity in the external entity, as the external entity is parsed later.

A *document type declaration* must contain an *element declaration* for the *document type name*.

A *short reference set* is permitted only in the base document type declaration.

11.2 Element Declaration

[116] element declaration = *mdo*, "ELEMENT",
ps +, *element type*, (*ps* +,
omitted tag minimization)?, *ps* +,
(*declared content* | *content model*), *ps**,
mdc

The order in which elements and characters occur within an element in the document instance must comply with the element type definition specified in the element declaration.

The *omitted tag minimization* parameter and its preceding *ps* can be omitted only if "OMITTAG NO" is specified on the SGML declaration.

11.2.1 Element Type

[117] element type = *generic identifier* |
name group | *ranked element* |
ranked group

Within a document type definition, a *generic identifier* can be specified only once in an *element type* parameter, whether directly or indirectly.

If the *element type* is a group, the group members are defined in the order their names occur, and the definition applies to each of them.

If the *element type* is a *name group*, each *name* is a *generic identifier*.

11.2.1.1 Ranked Element

[118] ranked element = *rank stem*, *ps* +,
rank suffix

[119] ranked group = *grpo*, *ts**, *rank stem*, (*ts**,
connector, *ts**, *rank stem*)*, *ts**, *grpc*, *ps* +,
rank suffix

[120] rank stem = *name*

[121] rank suffix = *number*

The *generic identifier* specified by a *ranked element* or member of a *ranked group* is the *rank stem* with the *rank suffix* appended.

11.2.1.2 Quantities

The length of a *generic identifier* cannot exceed the "NAMELEN" quantity.

11.2.2 Omitted Tag Minimization

[122] omitted tag minimization =
start-tag minimization, *ps* +,
end-tag minimization

[123] start-tag minimization = "O" | *minus*

[124] end-tag minimization = "O" | *minus*

where

O means that omission of the tag under the conditions specified in 7.3.1 is not a markup error.

minus means that omission of the tag under the conditions specified in 7.3.1 is a markup error.

minus should be specified for start-tag minimization if omission is prohibited by 7.3.1.

"O" should be specified for end-tag minimization if the element has a declared value of "EMPTY".

NOTE — Specifying "O" serves as a reminder that empty elements do not have end-tags (although this has nothing to do with markup minimization).

11.2.3 Declared Content

[125] declared content = "CDATA" | "RCDATA" |
"EMPTY"

where

RCDATA means that the *content* is *replaceable character data*.

CDATA means that the *content* is *character data*.

EMPTY means the *content* is empty.

11.2.4 Content Model

[126] content model = (*model group* | "ANY"),
(*ps* +, *exceptions*)?

[127] model group = *grpo*, *ts**, *content token*, (*ts**,
connector, *ts**, *content token*)*, *ts**, *grpc*,
occurrence indicator?

[128] content token = *primitive content token* |
model group

[129] primitive content token = (*rni*, "PCDATA") |
element token | *data tag group*

[130] element token = *generic identifier*,
occurrence indicator?

where

ANY means the *content* is *mixed content* in which *parsed character data* and any elements defined in the same document type definition are allowed.

PCDATA means *parsed character data* is allowed.

NOTE — The *mi* distinguishes this keyword from an *element token* of "PCDATA".

If "#PCDATA" or a *data tag group* is present in a *model group*, the element's *content* is *mixed content*; if not, it is *element content*. In either case, the elements and data characters of the *content* must conform to the *content model* by satisfying *model group* tokens and *exceptions* in the following order of priority:

- a) a repetition of the most recent satisfied token, if it has a *rep* or *plus* occurrence indicator; or
- b) some other token in a *model group*, possibly as modified by exclusion *exceptions* (see 11.2.5); or
- c) a token in an inclusion *exceptions* group (see 11.2.5.1).

NOTE — For example, in an instance of the following element

```
<!element e (a+ | b)+>
```

successive "a" elements will satisfy repetitions of the element token, rather than repetitions of the model group.

All data characters occurring between successive tags are considered to satisfy a single "#PCDATA" token, even if some were declared to be character data by a marked section declaration.

11.2.4.1 Connector

[131] connector = **and** | **or** | **seq**

If there is more than one *content token* in a *model group*, the ordering and selection among their corresponding content is determined by the *connector*, as follows:

- seq** All must occur, in the order entered.
and All must occur, in any order.
or One and only one must occur.

Only one kind of *connector* can occur in a single *model group* (but a *model group* nested within it could have a different *connector*).

11.2.4.2 Occurrence Indicator

[132] occurrence indicator = **opt** | **plus** | **rep**

The corresponding content of each selected *content token* must occur once and only once unless the contrary is indicated by the token's *occurrence indicator*, as follows:

- opt** Optional (0 or 1 time).
plus Required and repeatable (1 or more times).
rep Optional and repeatable (0 or more times).

The "#PCDATA" content token is regarded as having an *occurrence indicator* of **rep**.

An inherently optional token is treated as having an **opt** occurrence indicator if none is specified, or as having a **rep** occurrence indicator if **plus** is specified.

11.2.4.3 Ambiguous Content Model

A *content model* cannot be ambiguous; that is, an element or character string that occurs in the document instance must be able to satisfy only one *primitive content token* without look-ahead.

NOTE — For example, the content model in

```
<!element e ((a, b?), b)>
```

is ambiguous because after an "a" element occurs, a "b" element could satisfy either of the remaining tokens. The ambiguity can be avoided by using intermediate elements, as in:

```
<!element e (f, b)>  
<!element f (a, b?)>
```

Here the token satisfied by "b" is determined unambiguously by whether the "f" element ends before the "b" occurs. (The theoretical basis of content models is discussed in annex H.)

11.2.4.4 Data Tag Group

[133] data tag group = **dtgo**, *ts**, *generic identifier*, *ts**, **seq**, *ts**, *data tag pattern*, *ts**, **dtgc**

[134] data tag pattern = (*data tag template group* | *data tag template*), (*ts**, **seq**, *ts**, *data tag padding template*)?

[135] data tag template group = **grp***o*, *ts**, *data tag template*, (*ts**, **or**, *ts**, *data tag template*)*, *ts**, **grpc**

[136] data tag template = *parameter literal*

[137] data tag padding template = *parameter literal*

A *data tag group* is interpreted as a **seq** group with two tokens: an element GI followed by "#PCDATA".

NOTE — For example, with the reference delimiter set, the *model group*

```
([hours, (" : " | " : " ), " " ], minutes)
```

is treated as though it were

((hours, #PCDATA), minutes)

A *data tag group* can only be present in the base *document type declaration*.

A *parameter literal* in a *data tag pattern* is interpreted in the normal manner, except that a numeric character reference to a non-SGML character or *function character* is prohibited.

11.2.4.5 Quantities

The content model nesting level cannot exceed the "GRPLVL" quantity.

The grand total of the tokens at all levels of a model group cannot exceed the "GRPGTCNT" quantity.

The length of an interpreted *parameter literal* in a *data tag pattern* cannot exceed the "DTEMPLEN" quantity.

11.2.5 Exceptions

[138] exceptions = (*exclusions*, (*ps* +, *inclusions*)?) | *inclusions*

The *exceptions* apply anywhere in an instance of the element, including subelements whose *content* is *mixed content* or *element content*.

At any point in a document instance, if an element is both an applicable inclusion and an exclusion, it is treated as an exclusion.

11.2.5.1 Inclusions

[139] inclusions = *plus*, *name group*

Inclusions modify the effect of model groups to which they apply in the manner shown in the following example: given that "Q" is a generic identifier or group in the model group, "x" is its occurrence indicator (or empty if there is no occurrence indicator), and "R1" through "Rn" are applicable inclusions, then a token

Qx

is treated as though it were

(R1|R2|...|Rn)*, (Q, (R1|R2|...|Rn)*)x

An element that can satisfy an element token in the content model is considered to do so, even if the element is also an inclusion.

NOTES

1 Inclusions should not be used for contextual subelements. They should be used only for elements that are not logically part

of the content at the point where they occur in the document, such as index entries or floating figures.

2 An *RE* that follows an inclusion will normally be ignored, while one that follows a proper subelement will be treated as data (see 7.6.1).

11.2.5.2 Exclusions

[140] exclusions = *minus*, *name group*

Exclusions modify the effect of model groups to which they apply by precluding options that would otherwise have been available (just as though the user had chosen to leave optional elements out of the document).

It is an error if an exclusion attempts to modify the effect of a model group in any other way. In particular, it is an error if:

- a) an exclusion applies to tokens other than those in *inclusions*, those having an *opt* or *rep* occurrence indicator, or those that are members of *or* groups; or
- b) an exclusion attempts to change a token's required or optional status.

NOTE — For example, it is prohibited to exclude all members of a required *model group*, as the group would then no longer be required.

11.3 Attribute Definition List Declaration

[141] attribute definition list declaration = *mdo*, "ATTLIST", *ps* +, *associated element type*, *ps* +, *attribute definition list*, *ps**, *mdc*

[142] attribute definition list = *attribute definition*, (*ps* +, *attribute definition*)*

[143] attribute definition = *attribute name*, *ps* +, *declared value*, *ps* +, *default value*

An *associated element type* cannot be associated with another attribute definition list in the same declaration subset in which this list occurs.

11.3.1 Quantities

The total number of attribute names and name tokens in the *attribute definition list* cannot exceed the "ATTCNT" quantity.

11.3.2 Attribute Name

[144] attribute name = *name*

An *attribute name* can be specified only once in the same *attribute definition list*.

11.3.3 Declared Value

[145] declared value = "CDATA" | "ENTITY" |
 "ID" | "IDREF" | "IDREFS" | "NAME" |
 "NAMES" | "NMTOKEN" | "NMTOKENS" |
 "NUMBER" | "NUMBERS" | "NUTOKEN" |
 "NUTOKENS" | *notation* |
name token group

[146] notation = "NOTATION", *ps* + , *name group*

where

CDATA	means the <i>attribute value</i> is <i>character data</i> .
ENTITY	means the <i>attribute value</i> is a <i>general entity name</i> .
ID	means the <i>attribute value</i> is an <i>id value</i> .
IDREF	means the <i>attribute value</i> is an <i>id reference value</i> .
IDREFS	means the <i>attribute value</i> is an <i>id reference list</i> .
NAME	means the <i>attribute value</i> is a <i>name</i> .
NAMES	means the <i>attribute value</i> is a <i>name list</i> .
NMTOKEN	means the <i>attribute value</i> is a <i>name token</i> .
NMTOKENS	means the <i>attribute value</i> is a <i>name token list</i> .
NOTATION	means the <i>attribute value</i> is a <i>notation name</i> that identifies the data content notation of the element's <i>content</i> . The <i>name group</i> specifies the permissible notation names.
NUMBER	means the <i>attribute value</i> is a <i>number</i> .
NUMBERS	means the <i>attribute value</i> is a <i>number list</i> .
NUTOKEN	means the <i>attribute value</i> is a <i>number token</i> .
NUTOKENS	means the <i>attribute value</i> is a <i>number token list</i> .

"ID" and "NOTATION" can each be declared only once in the *attribute definition list*.

A token cannot occur more than once in an *attribute definition list*, even in different groups.

"NOTATION" cannot be declared for an element whose *declared content* is "EMPTY".

11.3.4 Default Value

[147] default value = ((*rni*, "FIXED", *ps* +)?, *attribute value specification*) | (*rni*, ("REQUIRED" | "CURRENT" | "CONREF" | "IMPLIED"))

where

FIXED	means the attribute is a fixed attribute.
REQUIRED	means the attribute is a required attribute.
CURRENT	means the attribute is a current attribute.
CONREF	means the attribute is a content reference attribute.
IMPLIED	means the attribute is an impliable attribute.

NOTE — Specifying an empty literal is not equivalent to specifying "IMPLIED".

If an attribute value is specified in this parameter, it must conform to the syntactic requirements specified in 7.9.4.1 .

NOTE — Further testing of general entity name and notation values is performed when the default value is used in an attribute specification.

If the *declared value* is "ID", the *default value* must be "IMPLIED" or "REQUIRED".

"CONREF" cannot be declared for an element whose *declared content* is "EMPTY".

11.3.4.1 Quantities

"CONREF", "REQUIRED", and "IMPLIED" have normalized lengths of zero.

11.3.4.2 Capacities

In calculating "ATTCHCAP" requirements, the default value of a current attribute is given the length of the longest value specified for the attribute in the document.

11.4 Notation Declaration

[148] notation declaration = *mdo*, "NOTATION", *ps* + , *notation name*, *ps* + , *notation identifier*, *ps** , *mdc*

[149] notation identifier = *external identifier*

NOTE — The *notation identifier* should contain sufficient information to allow the notation interpreter to be invoked with the proper parameters.

The *notation name* cannot be specified on another *notation declaration* in the same document type definition.

If a *notation identifier* includes a *public identifier* and "FORMAL YES" is specified on the *SGML declaration*, the *public text class* must be "NOTATION".

11.5 Short Reference Mapping Declaration

[150] short reference mapping declaration = *mdo*, "SHORTREF", *ps* +, *map name*, (*ps* +, *parameter literal*, *ps* +, *name*) +, *ps**, *mdc*

[151] *map name* = *name*

The *map name* cannot be specified on another *short reference mapping declaration* in the same document type definition.

The interpreted *parameter literal* is a *short reference delimiter* that is mapped to the *name* of a general entity that is defined in the same document type definition.

NOTE — A general entity is required because the short reference will be replaced by a named entity reference if the document is sent to a system that does not support short references, and parameter entity references are not permitted in *content*.

A *short reference delimiter* can be mapped only once in a *short reference mapping declaration*.

If a *short reference delimiter* is not specified it is considered to be mapped to nothing.

11.6 Short Reference Use Declaration

[152] short reference use declaration = *mdo*, "USEMAP", *ps* +, *map specification*, (*ps* +, *associated element type*)?, *ps**, *mdc*

[153] *map specification* = *map name* | (*rni*, "EMPTY")

where

EMPTY means the map is the empty map.

11.6.1 Use in Document Type Declaration

If the declaration occurs in a *document type declaration*, the *associated element type* must be specified. The named map will become the current map whenever an element of an associated type becomes the current element.

The *map name* must be defined on a *short reference mapping declaration* in the same *document type declaration*.

NOTE — It need not have been defined prior to this declaration, but must be defined prior to becoming the current map.

Specifying an associated element type that is already associated with a map is not an error, but is ignored.

11.6.2 Use in Document Instance

If the declaration occurs in a document instance, an *associated element type* cannot be specified. The map becomes the current map for this instance of the current element.

The *map name* must have been defined on a *short reference mapping declaration* in the document type definition to which the instance conforms.

11.6.3 Current Map

A map is the current map as long as its associated element is the current element. It can become superseded for an instance of the element: either temporarily by a subelement becoming the current element, or permanently by a *short reference use declaration* occurring in an instance of the element.

If an element type has no associated short reference map, the current map for an instance of the element is the map that is current when the instance begins. If the element is a document element, the current map will be the empty map.

12 Markup Declarations: Link Process Definition

12.1 Link Type Declaration

[154] link type declaration = *mdo*, "LINKTYPE", *ps* +, *link type name*, (*simple link specification* | *implicit link specification* | *explicit link specification*), (*ps* +, *external identifier*)?, (*ps* +, *dso*, *link type declaration subset*, *dsc*)?, *ps**, *mdc*

[155] link type name = *name*

The *link type name* must be different from any other *link type name* or *document type name* in the same *prolog*.

The *external identifier* points to an entity that is referenced at the end of the declaration subset and is considered to be part (or all) of it. The effective link process definition is the combination of the declarations entered in the subset and the external ones.

NOTE — A parameter entity declaration in the subset will have priority over another declaration for that entity in the external entity, as the external entity is parsed later.

12.1.1 Simple Link Specification

[156] simple link specification = *rni*, "SIMPLE",
rni, "IMPLIED"

where

SIMPLE means the link is a simple link.

IMPLIED means the *result document type name* is implied by the application.

If a simple link is specified, "SIMPLE YES" must be specified on the SGML declaration *link type features* parameter.

The source document type is the base document type.

12.1.2 Implicit Link Specification

[157] implicit link specification =
source document type name, *rni*,
"IMPLIED"

where

IMPLIED means the *result document type name* is implied by the application.

If an implicit link is specified, "IMPLICIT YES" must be specified on the SGML declaration *link type features* parameter.

The *source document type name* must be the base document type name.

12.1.3 Explicit Link Specification

[158] explicit link specification =
source document type name,
result document type name

[159] source document type name
= *document type name*

[160] result document type name
= *document type name*

If an explicit link is specified, "EXPLICIT YES" must be specified on the SGML declaration *link type features* parameter.

The *source document type name* must be the base document type, or another document type that is a result document type in a chain of processes.

Each *document type name* must previously have been specified on a *document type declaration* in the same *prolog*.

12.1.3.1 Limits

The number of link processes in the longest chain cannot exceed the quantity specified for "EXPLICIT" on the *link type features* parameter of the SGML declaration.

12.1.4 Link Type Declaration Subset

[161] link type declaration subset =
link attribute set?, (*link set declaration* |
link set use declaration | *entity set*)*

[162] link attribute set =
(*attribute definition list declaration* |
entity set)*

12.1.4.1 Parameter Entities

Entity declarations in the declaration subset must define parameter entities. When this link type is active, the entity declarations are treated as if they occurred at the end of the source document type declaration subset.

A link type declaration can contain parameter entity references to entities defined in the source document type declaration, as well as in its own declaration subset.

12.1.4.2 Link Attributes

An associated element type of an attribute definition list must be a source element type.

The *declared value* of a link attribute cannot be "ID", "IDREF", "IDREFS", or "NOTATION".

"CONREF" cannot be specified for a link attribute.

12.1.4.3 Simple Link

If the declaration defines a simple link, the declaration subset must consist solely of a *link attribute set* that contains no more than one *attribute definition list declaration*. The list must be associated with the base document element type, and can define only fixed attributes.

12.2 Link Set Declaration

[163] link set declaration = *mdo*, "LINK", *ps* +,
link set name, (*ps* +,
source element specification, *ps* +,
result element specification) + , *ps**, *mdc*

[164] link set name = *name*

The *link set name* cannot be specified on another *link set declaration* in the same link type definition.

A *source element* can be linked to a given *result element*, or to "#IMPLIED", only once in a link set.

NOTE — That is, a given source/result pairing must be unique in a link set.

12.2.1 Source Element Specification

[165] source element specification =
associated element type,
link attribute specification?

[166] link attribute specification = *ps+*, *dso*,
attribute specification list, *ps**, *dsc*

An associated element type in a *source element specification* must be defined in the source document type declaration.

The validity of a link attribute specification list is determined by the attribute definition list associated with the source element type in the link type declaration subset. All element types associated with an attribute specification must be associated with the same definition.

The link attribute specification must be omitted if its attribute specification list is empty.

12.2.2 Result Element Specification

[167] result element specification = (*rni*,
"IMPLIED") | (*generic identifier*,
result attribute specification?)

[168] result attribute specification = *ps+*, *dso*,
attribute specification list, *ps**, *dsc*

where

IMPLIED means the *result element* is implied by the application.

A result element *generic identifier* must be defined in the result document type declaration.

The validity of the result attribute specification list is determined by the attribute definition list associated with the result element in the result element document type declaration.

The result attribute specification must be omitted if its attribute specification list is empty.

12.3 Link Set Use Declaration

[169] link set use declaration = *mdo*, "USELINK",
ps+, link set specification, *ps+*,
(associated element type | link type name),
*ps**, *mdc*

[170] link set specification = link set name | (*rni*,
"EMPTY")

where

EMPTY means the link set is the empty link set.

12.3.1 Use in Link Type Declaration

If the declaration occurs in a link type declaration, an associated element type must be specified. The named link set will become the current link set whenever an element of an associated type becomes the current element.

The link set name must be defined on a link set declaration in the same link type declaration.

NOTE — It need not have been defined prior to this declaration, but must be defined prior to becoming the current link set.

An associated element type must be an element type defined in the source document type declaration. If it is already associated with a link set in this link type declaration, the specification is ignored, but is not an error.

12.3.2 Use in Document Instance

If the declaration occurs in a document instance, a link type name must be specified. The link set becomes the current link set for this instance of the current element.

The link type name must be that of the link type declaration in which the link set was defined.

12.3.3 Current Link Set

A link set is the current link set as long as its element is the current element. It can become superseded for an instance of the element: either temporarily by a subelement becoming the current element, or permanently by a link set use declaration occurring in an instance of the element.

If an element type has no associated link set, the current link set for an instance of the element is the link set that is current when the instance begins. If the element is a document element, the current link set is the empty link set.

13 SGML Declaration

[171] SGML declaration = *mdo*, "SGML", *ps* +,
 "ISO 8879-1986", *ps* +,
document character set, *ps* +, *capacity set*,
ps +, *concrete syntax scope*, *ps* +,
concrete syntax, *ps* +, *feature use*, *ps* +,
application-specific information, *ps**, *mdc*

The reference concrete syntax must be used in the SGML declaration, regardless of the concrete syntax used in the remainder of the document.

Only markup characters (in the reference concrete syntax) and *minimum data* characters can be used in the parameters and comments, although the replacement text of a character reference could be an SGML character other than a markup or minimum data character.

NOTES

1 The SGML declaration is intended for human consumption (in printed form) as well as for machine processing, as it enables the recipient of a document to determine whether a system can process it "as is", whether character translation or other algorithmic conversion is needed (for example, if document markup features or a different delimiter set were used), or whether conversion that could require manual intervention is needed (for example, if document type features or a different quantity set were used).

2 A character reference such as "Þ" is valid because the reference consists solely of markup and minimum data characters, even though the replacement text does not.

3 No entity references can occur in an SGML declaration (because no entities could have been declared).

13.1 Document Character Set

[172] document character set = "CHARSET",
ps +, *character set description*

The document character set must include a coded representation, as a single bit combination, for each significant SGML character.

NOTE — If the document uses two concrete syntaxes, the markup characters of both are significant SGML characters.

As part of the translation of a document to a new character set, the character numbers in this parameter and any numeric character references in the document must be changed.

NOTE — It is recognized that the recipient of a document must be able to translate it to his system character set before the document can be processed by machine. There are two basic approaches to communicating this information:

a) If the character set is standard, registered, or otherwise capable of being referenced by an identifying name or number, that identifier can be communicated to the recipient of the document. The communication must necessarily occur outside of the document; for example, in a field of the document interchange data stream, or via other (probably non-electronic) media.

b) For other character sets, a human-readable copy of the SGML declaration will provide sufficient information.

13.1.1 Character Set Description

[173] character set description =
 (*base character set*, *ps* +,
described character set portion) +

The described character set portions must collectively describe each character number in the described character set once and only once.

13.1.1.1 Base Character Set

[174] base character set = "BASESET", *ps* +,
public identifier

The *public identifier* is a human-readable identifier of the *base character set*.

NOTE — For example, a standard or registered name or number, or other designation that will be understood by the expected recipients of the document.

If "FORMAL YES" is specified on the *other features* parameter, the *public identifier* must be a *formal public identifier* with a *public text class* of "CHARSET".

13.1.1.2 Described Character Set Portion

[175] described character set portion =
 "DESCSET", (*ps* +,
character description) +

[176] character description =
described set character number, *ps* +,
number of characters, *ps* +,
 (*base set character number* |
minimum literal | "UNUSED")

[177] described set character number
 = *character number*

[178] base set character number
 = *character number*

[179] number of characters = *number*

where

UNUSED means that no meaning is assigned to the specified character numbers in the described set.

The specified *number of characters* in the described character set, beginning with the specified *described set character number*, are assigned meanings as follows:

- a) If a *base set character number* is specified, the meanings are those of the corresponding characters in the *base character set*, beginning with the specified *base set character number*.

NOTE — If a base set character number is unused, no meaning is assigned to the corresponding described set character number.

- b) If a *minimum literal* is specified, the meaning or meanings are as described in the literal.

NOTE — A *minimum literal* should be specified only if no character in the *base character set* has the desired meaning.

- c) If "UNUSED" is specified, no meanings are assigned.

13.1.2 Non-SGML Character Identification

Each *character number* to which no meaning is assigned by the *character set description* is added to **NONSGML**, thereby identifying it as a non-SGML character.

NOTE — After receipt and translation of a document, the non-SGML characters may be different because the new document character set may map control characters to different coded representations.

A shunned character must be identified as a non-SGML character, unless it is a significant SGML character.

NOTES

1 For example, in figure 8, characters numbered 9, 10, and 13, which are shunned characters, are nevertheless not assigned as non-SGML characters because they are function characters.

2 If the document uses two concrete syntaxes, the shunned characters of both are subject to this requirement.

13.2 Capacity Set

[180] capacity set = "CAPACITY", *ps* +,
 (("PUBLIC", *ps* +, *public identifier*) |
 ("SGMLREF", (*ps* +, *name*, *ps* +,
number) +))

The specified *name* is a name given to a capacity in figure 5. The capacity is assigned the value indicated by the specified *number*.

The reference capacity set value is used for any capacity for which no replacement is assigned by this parameter.

NOTE — The "SGMLREF" keyword, which is required (and therefore redundant) when a public identifier is not used, is a reminder of this rule for human readers of the SGML declaration.

The capacity values must express limits that are not exceeded by the document. They must be sufficient for the greatest capacity requirement among the possible sets of concurrent instances or chains of link processes that could be processed at once.

The value assigned to "TOTALCAP" must equal or exceed the largest individual capacity.

If "FORMAL YES" is specified on the *other features* parameter, the *public identifier* must be a *formal public identifier* with a *public text class* of "CAPACITY".

13.3 Concrete Syntax Scope

This parameter specifies whether a declared concrete syntax must be used for the entire document, or whether the reference concrete syntax can be used in the prologs.

[181] concrete syntax scope = "SCOPE", *ps* +,
 ("DOCUMENT" | "INSTANCE")

where

DOCUMENT means the declared concrete syntax is used throughout the document.

INSTANCE means the reference concrete syntax is used in prologs and the declared concrete syntax is used in document instance sets.

If "INSTANCE" is specified, the declared concrete syntax must meet the following requirements:

- the syntax-reference character set must be the same as that of the reference concrete syntax;
- the significant SGML characters must be such that the start of a document instance set is always distinguishable from the end of its prolog; and
- the quantity set values must equal or exceed those of the reference quantity set.

Name	Value	Points	Object for which capacity points are counted
TOTALCAP	35000	(total)	Grand total of individual capacity points.
ENTCAP	35000	NAMELEN	Entity defined.
ENTCHCAP	35000	1	Character of entity text.
ELEMCAP	35000	NAMELEN	Element defined.
GRPCAP	35000	NAMELEN	Token at any level in a content model.
EXGRPCAP	35000	NAMELEN	Exclusion or inclusion exceptions group.
EXNMCAP	35000	NAMELEN	Name in an exclusion or inclusion exceptions group.
ATTCAP	35000	NAMELEN	Attribute defined.
ATTCHCAP	35000	1	Character of default attribute value (keyword counts as zero).
AVGRPCAP	35000	NAMELEN	Token defined in an attribute value name group or name token group.
NOTCAP	35000	NAMELEN	Data content notation defined.
NOTCHCAP	35000	1	Character in a notation identifier.
IDCAP	35000	NAMELEN	ID attribute specified (explicitly or by default).
IDREFCAP	35000	NAMELEN	IDREF attribute specified (explicitly or by default).
MAPCAP	35000	NAMELEN	(plus NAMELEN for each short reference delimiter in the concrete syntax) Short reference map declared.
LKSETCAP	35000	NAMELEN	Link types or link sets defined.
LKNMCAP	35000	NAMELEN	Document type or element in a link type or link set declaration.

Figure 5 — Reference Capacity Set

13.4 Concrete Syntax

[182] concrete syntax = "SYNTAX", *ps* + ,
 (*public concrete syntax* |
shunned character number identification,
ps + , *syntax-reference character set*, *ps* + ,
function character identification, *ps* + ,
naming rules, *ps* + , *delimiter set*, *ps* + ,
reserved name use, *ps* + , *quantity set*)

The reference concrete syntax or core concrete syntax should be used unless a variant concrete syntax is necessitated by such requirements as the keyboard, display capabilities, or characteristics of the national language.

13.4.1 Public Concrete Syntax

[183] public concrete syntax = "PUBLIC", *ps* + ,
public identifier, (*ps* + , "SWITCHES", (*ps* + ,
character number, *ps* + ,
character number) +)?

where

SWITCHES means that markup characters in the specified concrete syntax have been switched.

The pairs of character numbers are in the *syntax-reference character set* of the *public concrete syntax*. The first of each pair is a markup character

in the identified concrete syntax and the second is a character that substitutes for it in every instance in which the first character was used.

NOTE — The concrete syntax that results from the switches must meet all the usual requirements, just as if it had been declared explicitly.

If "FORMAL YES" is specified on the *other features* parameter, the *public identifier* must be a *formal public identifier* with a *public text class* of "SYNTAX".

13.4.2 Shunned Character Number Identification

[184] shunned character number identification =
 "SHUNCHAR", *ps* + , ("NONE" |
 (("CONTROLS" | *character number*), (*ps* + ,
character number)*))

where

NONE means there are no shunned character numbers.

CONTROLS means that any character number that the document character set considers to be the coded representation of a control character, and not a graphic character, is a shunned character.

Each specified *character number* is identified as a shunned character number.

NOTE — Character numbers in this parameter need not (and should not) be changed when a document is translated to another character set.

13.4.3 Syntax-reference Character Set

[185] syntax-reference character set =
character set description

The syntax-reference character set must include a coded representation, as a single bit combination, of each significant SGML character.

13.4.4 Function Character Identification

[186] function character identification =
"FUNCTION", *ps* +, "RE", *ps* +,
character number, *ps* +, "RS", *ps* +,
character number, *ps* +, "SPACE", *ps* +,
character number, (*ps* +, *added function*,
ps +, *function class*, *ps* +,
character number)*

[187] added function = *name*

[188] function class = "FUNCHAR" | "MSICHAR" |
"MSOCHAR" | "MSSCHAR" | "SEPCHAR"

where the keywords identify the *added function*, as follows:

- FUNCHAR** means an inert function character.
- SEPCHAR** means a separator character.
- MSOCHAR** means a markup-scan-out character.
- MSICHAR** means a markup-scan-in character.
- MSSCHAR** means a markup-scan-suppress character.

The character with the specified *character number* in the *syntax-reference character set* is assigned to the function.

A character can be assigned to only one function.

An *added function* cannot be "RE", "RS", "SPACE", or another *added function*.

"MSICHAR" must be specified for at least one *added function* if "MSOCHAR" is specified for an *added function*.

NOTE — When code extension is used, shift characters could be assigned to markup suppression functions to avoid false delimiter recognition, but only by sacrificing the ability to use entity references to obtain device independence (see clause E.3).

13.4.5 Naming Rules

[189] naming rules = "NAMING", *ps* +,
"LCNMSTRT", *ps* +, *parameter literal*,
ps +, "UCNMSTRT", *ps* +,
parameter literal, *ps* +, "LCNMCHAR",
ps +, *parameter literal*, *ps* +,
"UCNMCHAR", *ps* +, *parameter literal*,
ps +, "NAMECASE", *ps* +, "GENERAL",
ps +, ("NO" | "YES"), *ps* +, "ENTITY",
ps +, ("NO" | "YES")

where

LCNMSTRT means each *character* in the literal (if any) is added to **LCNMSTRT**.

UCNMSTRT Each *character* in the literal (if any) is added to **UCNMSTRT** as the associated upper-case form of the character in the corresponding position of **LCNMSTRT**.

LCNMCHAR means each *character* in the literal (if any) is added to **LCNMCHAR**.

UCNMCHAR Each *character* in the literal (if any) is added to **UCNMCHAR** as the associated upper-case form of the character in the corresponding position of **LCNMCHAR**.

NAMECASE specifies whether upper-case substitution is to be performed for entity references and entity names ("ENTITY") and/or for all other names, name tokens, number tokens, and delimiter strings ("GENERAL").

YES means an **LC Letter** will be replaced by the corresponding **UC Letter**, and a *character* in **LCNMSTRT** or **LCNMCHAR** will be replaced by its associated upper-case form.

NO means no upper-case substitution will take place.

The upper-case form of a name character can be the same as the lower-case.

A *character* assigned to **LCNMCHAR**, **UCNMCHAR**, **LCNMSTRT**, or **UCNMSTRT** cannot be an **LC Letter**, **UC Letter**, **Digit**, **RE**, **RS**, **SPACE**, or **SEPCHAR**.

A *character* assigned to **LCNMCHAR** or **UCNMCHAR** cannot be assigned to **LCNMSTRT** or **UCNMSTRT**.

UCNMCHAR must have the same number of characters as **LCNMCHAR**; **UCNMSTRT** must have the same number of characters as **LCNMSTRT**.

13.4.6 Delimiter Set

[190] delimiter set = "DELIM", *ps* +,
general delimiters, *ps* +,
short reference delimiters

13.4.6.1 General Delimiters

A delimiter or delimiter-in-context must differ from every other delimiter and delimiter-in-context that can be recognized in the same mode.

The use of a *name start character* or **Digit** in a delimiter string is deprecated.

[191] general delimiters = "GENERAL", *ps* +,
 "SGMLREF", (*ps* +, *name*, *ps* +,
parameter literal)*

The specified *name* is a name given to a general delimiter role in figure 3. The interpreted parameter literal is assigned to the role.

General delimiter roles not assigned by this parameter are assigned as in the reference delimiter set.

NOTE — The "SGMLREF" keyword, which is required (and therefore redundant), is a reminder of this rule for human readers of the SGML declaration.

A general delimiter string cannot consist solely of function characters. A general delimiter string that contains such characters in combination with others is permitted, but is deprecated.

13.4.6.2 Short Reference Delimiters

[192] short reference delimiters = "SHORTREF",
ps +, ("SGMLREF" | "NONE"), (*ps* +,
parameter literal)*

where

SGMLREF means that the short references assigned by the reference delimiter set are included in this delimiter set.

NONE means that no *short reference delimiters* are assigned except for those assigned by this parameter.

The interpreted parameter literal is assigned as a short reference delimiter string.

A *parameter literal* can have a single B sequence, which cannot be preceded or followed by a blank

sequence or by a reference to a character that can occur in a blank sequence.

A *short reference* string longer than a single character is deprecated unless the string is a common keyboarding convention or coding sequence.

A *short reference* string is deprecated if:

- it contains all, or the start, of a delimiter or delimiter-in-context that is recognized in CON mode; and
- it is likely to create the impression that the delimiter was erroneously ignored.

NOTE — In applying this requirement, remember that a short reference is recognized as a delimiter even when it is not mapped to an entity. Therefore, a general delimiter within it will never be recognized as such.

13.4.7 Reserved Name Use

[193] reserved name use = "NAMES", *ps* +,
 "SGMLREF", (*ps* +, *name*, *ps* +, *name*)*

The first of each pair of names is a reference reserved name, and the second is a name that is to replace it in the declared concrete syntax.

NOTE — Reserved names that occur only in the *SGML declaration*, including delimiter role, quantity, and capacity names, cannot be replaced, as the *SGML declaration* is always in the reference concrete syntax.

The reference reserved name is used for any reserved name for which no replacement is assigned by this parameter.

NOTE — The "SGMLREF" keyword, which is required (and therefore redundant), is a reminder of this rule for human readers of the SGML declaration.

The replacement for a reference reserved name cannot be another reference reserved name, or a replacement for one.

13.4.8 Quantity Set

[194] quantity set = "QUANTITY", *ps* +,
 "SGMLREF", (*ps* +, *name*, *ps* +, *number*)*

The specified *name* is a name given to a quantity in figure 6, which also shows the value assignments that constitute the reference quantity set. The designated quantity is assigned the value indicated by the specified *number*.

The reference quantity set value is used for any quantity for which no replacement is assigned by this parameter.

Name	Value	Description of Quantity
ATTCNT	40	Number of attribute names and name tokens in an element's <i>attribute definitions</i> .
ATTSPLEN	960	Normalized length of a start-tag's <i>attribute specifications</i> .
BSEQLEN	960	Length of a blank sequence in a short reference string.
DTAGLEN	16	Length of a data tag.
DTEMPLN	16	Length of a data tag template or pattern template (undelimited).
ENTLVL	16	Nesting level of entities (other than primary).
GRPCNT	32	Number of tokens in a group.
GRPGTCNT	96	Grand total of tokens at all levels of a model group.
GRPLVL	16	Nesting level of model groups (including first level).
LITLEN	240	Length of a literal or delimited <i>attribute value</i> (undelimited).
NAMELEN	8	Length of a <i>name, name token, number, etc.</i>
NORMSEP	2	Used in lieu of counting separators in calculating normalized lengths.
PILEN	240	Length of a <i>processing instruction</i> (undelimited).
TAGLEN	960	Length of a <i>start-tag</i> (undelimited).
TAGLVL	24	Nesting level of open elements.

Figure 6 — Reference Quantity Set

NOTE — The "SGMLREF" keyword, which is required (and therefore redundant), is a reminder of this rule for human readers of the SGML declaration.

13.5 Feature Use

[195] feature use = "FEATURES", *ps +*,
markup minimization features, ps +,
link type features, ps +, *other features*

13.5.1 Markup Minimization Features

[196] markup minimization features = "MINIMIZE",
ps +, "DATATAG", *ps +*, ("NO" | "YES"),
ps +, "OMITTAG", *ps +*, ("NO" | "YES"),
ps +, "RANK", *ps +*, ("NO" | "YES"), *ps +*,
"SHORTTAG", *ps +*, ("NO" | "YES")

where

NO	means the feature is not used.
YES	means the feature is used.
DATATAG	means data characters may serve simultaneously as tags.
OMITTAG	means some tags may be omitted altogether.
RANK	means element ranks may be omitted from tags.
SHORTTAG	means short tags with omitted delimiters, attribute specifications, or generic identifiers may be used.

NOTE — The use of short references is not specified in this parameter because it is specified by the "SHORTREF" parameter.

13.5.2 Link Type Features

[197] link type features = "LINK", *ps +*, "SIMPLE",
ps +, ("NO" | "YES"), *ps +*, "IMPLICIT",
ps +, ("NO" | "YES"), *ps +*, "EXPLICIT",
ps +, ("NO" | ("YES", *ps +*, *number*))

where

NO	means the feature is not used.
YES	means the feature is used.
EXPLICIT	means explicit link process definitions may be used and the longest chain of link processes has the specified number of links (1 or more).
IMPLICIT	means implicit link process definitions may be used.
SIMPLE	means simple link process definitions may be used.

13.5.3 Other Features

[198] other features = "OTHER", *ps +*, "CONCUR",
ps +, ("NO" | ("YES", *ps +*, *number*)), *ps +*,
"SUBDOC", *ps +*, ("NO" | ("YES", *ps +*,
number)), *ps +*, "FORMAL", *ps +*, ("NO" |
"YES")

where

NO	means the feature is not used.
YES	means the feature is used.
CONCUR	means instances of the specified number of document types (1 or more) may occur concurrently with an instance of the base document type.

SUBDOC means the specified number of SGML subdocument entities (1 or more) may be open at one time.

FORMAL means that public identifiers are interpreted as formal public identifiers.

13.6 Application-specific Information

[199] application-specific information =
 "APPINFO", *ps* +, ("NONE" |
minimum literal)

where

NONE means that no application-specific information has been specified.

The *minimum literal* specifies application-specific information that is applicable to the document.

14 Reference and Core Concrete Syntaxes

The reference concrete syntax is defined by the SGML declaration *concrete syntax* parameter shown in figure 7. Its *public identifier* is:

"ISO 8879-1986//SYNTAX Reference//EN"

The core concrete syntax is the same as the reference concrete syntax, except that "NONE" is specified for the "SHORTREF" parameter. Its *public identifier* is:

"ISO 8879-1986//SYNTAX Core//EN"

NOTE — The *syntax-reference character set* of the reference concrete syntax is ISO 646 IRV. That set consists of characters numbered 0 through 127, which correspond to the like-numbered characters in ISO 4873 and ISO 6937. The set was chosen because it is the simplest standard character set that contains all of the significant SGML characters used in the reference concrete syntax. This choice does not restrict the document character sets that can be used, nor their size.

15 Conformance

15.1 Conforming SGML Document

If an SGML document complies with all provisions of this International Standard it is a conforming SGML document.

15.1.1 Basic SGML Document

If a conforming SGML document uses the reference concrete syntax throughout, the reference capacity set, and only the SHORTTAG and OMITTAG features, it is a basic SGML document.

NOTE — A typical SGML declaration for a basic SGML document is shown in figure 8. Only the *document character set* parameter can differ from one basic SGML document to another.

15.1.2 Minimal SGML Document

If a conforming SGML document uses the core concrete syntax, the reference capacity set, and no features, it is a minimal SGML document.

15.1.3 Variant Conforming SGML Document

If a conforming SGML document uses a variant concrete syntax, it is a variant conforming SGML document.

15.2 Conforming SGML Application

If an SGML application meets the requirements of this sub-clause it is a conforming SGML application.

15.2.1 Application Conventions

A conforming SGML application's conventions can affect only areas that are left open to specification by applications.

NOTE — Some examples are: naming conventions for elements and entities, or a content convention that data characters not in the translation-reference character set always be entered by references rather than directly.

15.2.2 Conformance of Documents

A conforming SGML application shall require its documents to be conforming SGML documents, and shall not prohibit any markup that this International Standard would allow in such documents.

NOTE — For example, an application markup convention could recommend that only certain minimization functions be used, but could not prohibit the use of other functions if they are allowed by the formal specification.

15.2.3 Conformance of Documentation

A conforming SGML application's documentation shall meet the requirements of this International Standard (see 15.5).

15.3 Conforming SGML System

If an SGML system meets the requirements of this sub-clause it is a conforming SGML system.

NOTE — An effect of this sub-clause is to require that a conforming SGML system be able to process a minimal SGML document.

SYNTAX	
SHUNCHAR	CONTROLS 0 1 2 3 4 5 6 7 8 9 10 11 12 13 14 15 16 17 18 19 20 21 22 23 24 25 26 27 28 29 30 31 127 255
BASESET	"ISO 646-1983//CHARSET International Reference Version (IRV)//ESC 2/5 4/0"
DESCSET	0 128 0
FUNCTION	RE 13 RS 10 SPACE 32 TAB SEPCCHAR 9
NAMING	LCNMSTR " " UCNMSTR " " LCNMCHAR "-." -- Lower-case hyphen, period are -- UCNMCHAR "-." -- same as upper-case (45 46). -- NAMECASE GENERAL YES ENTITY NO
DELIM	GENERAL SGMLREF SHORTREF SGMLREF
NAMES	SGMLREF
QUANTITY	SGMLREF

Figure 7 — Reference Concrete Syntax

15.3.1 Conformance of Documentation

A conforming SGML system's documentation shall meet the requirements of this International Standard (see 15.5).

15.3.2 Conformance to System Declaration

A conforming SGML system shall be capable of processing any conforming SGML document that is not inconsistent with the system's *system declaration* (see 15.6).

NOTE — As this International Standard does not define data content notations or system data, a system's inability to process such text does not affect whether it is a conforming SGML system.

15.3.3 Support for Reference Concrete Syntax

A conforming SGML system shall be able to parse documents in the reference concrete syntax in addition to any variant concrete syntax that it may support.

NOTE — This requirement can be satisfied by converting from the reference to the system concrete syntax when a document is received.

A conforming SGML system that can create or revise SGML documents shall be able to do so for SGML documents that use the reference concrete syntax.

NOTE -- This requirement can be satisfied by converting from the system to the reference concrete syntax when a document is to be exported.

If a conforming SGML system allows a user to edit SGML markup directly, it must also allow the reference concrete syntax to be edited directly.

If an SGML system does not support short references in any syntax, the core concrete syntax can be used instead of the reference concrete syntax.

NOTES

1 A system can meet the requirement to support the reference concrete syntax by using separate programs or modules.

2 This requirement should not be interpreted to require that interchange be restricted to the reference concrete syntax; documents can be interchanged in variant concrete syntaxes as well.

```

        <!SGML "ISO 8879-1986"
-- This document is a basic SGML document. --

                CHARSET
-- 8-bit document character set whose first 128 characters
are the same as the syntax-reference character set. --
BASESET "ISO 646-1983//CHARSET
International Reference Version (IRV)//ESC 2/5 4/0"
DESCSET  0  9  UNUSED
          9  2   9
          11 2  UNUSED
          13 1  13
          14 18 UNUSED
          32 95 32
          127 1 UNUSED
BASESET "ISO Registration Number 109//CHARSET
ECMA-94 Right Part of Latin Alphabet Nr. 3//ESC 2/13 4/3"
DESCSET 128 32 UNUSED
          160 5 32
          165 1 "SGML User's Group logo"
          166 88 38 -- Includes 5 unused for NONSGML --
          254 1 127 -- Move 127 to unused position as --
          255 1 UNUSED -- 255 is shunned character number --

CAPACITY PUBLIC "ISO 8879-1986//CAPACITY Reference//EN"
SCOPE DOCUMENT
SYNTAX PUBLIC "ISO 8879-1986//SYNTAX Reference//EN"

                FEATURES
MINIMIZE DATATAG NO OMITTAG YES RANK NO SHORTTAG YES
LINK SIMPLE NO IMPLICIT NO EXPLICIT NO
OTHER CONCUR NO SUBDOC NO FORMAL NO

                APPINFO NONE>

```

Figure 8 — Typical SGML Declaration for Basic SGML Document

15.3.4 Support for Reference Capacity Set

A conforming SGML system shall be able to parse documents whose capacities are no greater than those of the reference capacity set. If SGML documents can be created with the system, the system shall be able to create documents whose capacities are no greater than those of the reference capacity set.

15.3.5 Consistency of Parsing

A conforming SGML system shall parse the same document identically for all applications and processes that operate on it.

NOTES

1 An application program, using normal interfaces to the SGML parser, should not be able to affect the state of the parse, such as by generating text and causing it to be parsed as though it were part of the document. Documentation for application developers should make them aware of this requirement.

2 This requirement enables a system to be tested for conformance without having to test every application.

15.3.6 Application Conventions

A conforming SGML system shall not enforce application conventions as though they were requirements of this International Standard.

NOTE — Warnings of the violation of application conventions can be given, but they must be distinguished from reports of markup errors.

15.4 Validating SGML Parser

If an SGML parser in a conforming SGML system meets the requirements of this sub-clause, it is a validating SGML parser.

NOTE — A conforming SGML system need not have a validating SGML parser. Implementors can therefore decide whether to incur the overhead of validation in a given system. A user whose text editing system allowed the validation and correction of SGML documents, for example, would not require the validation process to be repeated when the documents are processed by a formatting system.

15.4.1 Error Recognition

A validating SGML parser shall find and report a reportable markup error if one exists, and shall not report an error when none exists.

A validating SGML parser can optionally report:

- a) an ambiguous content model;
- b) an exclusion that could change a group's required or optional status in a model;
- c) a failure to observe a capacity limit;
- d) an error in the SGML declaration;
- e) the occurrence of a non-SGML character; or
- f) a formal public identifier error.

NOTE — This International Standard does not specify how a markup error should be handled, beyond the requirement for reporting it. In particular, it does not state whether the erroneous text should be treated as data, and/or whether an attempt should be made to continue processing after an error is found.

15.4.2 Identification of SGML Messages

Reports of SGML markup errors, including optional reports, shall be identified as SGML messages in such a manner as to distinguish them clearly from all other messages.

15.4.3 Content of SGML Messages

A report of an SGML markup error, including an optional report, shall state the nature and location of the error in sufficient detail to permit its correction.

NOTE — This requirement is worded to allow implementors maximum flexibility to meet their user and system requirements. More precise suggestions are made in clause F.4.

15.5 Documentation Requirements

The objectives of this International Standard will be met most effectively if users, at all levels, are aware that SGML documents conform to an International Standard that is independent of any application or parser. The documentation of a conforming SGML system or application shall further such awareness.

NOTE — These requirements are intended to help users apply knowledge gained from one SGML system to the use of other systems, not to inhibit a casual and friendly writing style.

15.5.1 Standard Identification

Standard identification shall be in the national language of the documentation.

Standard identification text shall be displayed prominently

- a) in a prominent location in the front matter of all publications (normally the title page and cover page);
- b) on all identifying display screens of programs; and
- c) in all promotional and training material.

For applications, the identification text is:

An SGML Application Conforming to
International Standard ISO 8879 --
Standard Generalized Markup Language

For systems, the identification text is:

An SGML System Conforming to
International Standard ISO 8879 --
Standard Generalized Markup Language

The documentation for a conforming SGML system shall include a system declaration (see 15.6).

15.5.2 Identification of SGML Constructs

The documentation shall distinguish SGML constructs from application conventions and system functions, and shall identify the SGML constructs as being part of the Standard Generalized Markup Language.

NOTE — The objective of this requirement is for the user to be aware of which constructs are common to all SGML systems, and which are unique to this one. This will reduce the experienced user's learning time for a new system or application.

This International Standard shall be cited as a reference for supported SGML constructs that are not specifically documented for the system or application. For example, if, for simplicity's sake, only a subset of some function is presented (such as

by omitting some of the options of the entity declaration), it shall be stated clearly that other options exist and can be found in this International Standard.

15.5.3 Terminology

All SGML constructs shall be introduced using the terminology of this International Standard, translated to the national language used by the publication or program.

Such standard terminology should be used throughout the documentation. If, notwithstanding, a non-standard equivalent is used for a standard term, it must be introduced in context and it shall not conflict with any standard SGML terms, including terms for unsupported or undocumented constructs.

15.5.4 Variant Concrete Syntax

If a variant concrete syntax is used, that fact shall be made clear to the user. The rules of that syntax shall not be attributed to SGML.

15.6 System Declaration

[200] system declaration = *mdo*, "SYSTEM", *ps* +, *capacity set*, *ps* +, *feature use*, *ps* +, *concrete syntax scope*, *ps* +, *concrete syntaxes supported*, *ps* +, *validation services*, *ps**, *mdc*

A *system declaration* must meet the same syntax requirements as an *SGML declaration* with respect to the concrete syntax used, data characters allowed, etc.

The *capacity set* parameter is specified as on the *SGML declaration*, except that the capacity of the system is being described, rather than the capacity requirements of a document.

The *feature use* parameter is specified as on the *SGML declaration*, except that the ability of the system to support a feature is being described, rather than the characteristics of a document that uses the feature.

The *concrete syntax scope* parameter is specified as on the *SGML declaration*, except that the ability of the system to support two syntaxes at once is being described, rather than whether a document uses two syntaxes.

NOTE — The *system declaration* should include comments to indicate which data content notations and types of *system data* the system can support.

15.6.1 Concrete Syntaxes Supported

This parameter specifies the concrete syntaxes that the system SGML parser can parse, the translation of their markup characters into the system character set, and any allowed variations.

[201] concrete syntaxes supported = (*ps* +, *concrete syntax*, (*ps* +, *concrete syntax changes*)?, (*ps* +, *character set translation*)?) +

A *concrete syntax* parameter is specified, as on the *SGML declaration*, for each concrete syntax that the system can parse. One of the specified concrete syntaxes must be either the reference concrete syntax, if short references are supported for any concrete syntax, or the core concrete syntax if they are not.

15.6.1.1 Concrete Syntax Changes

This parameter describes concrete syntaxes that the system can parse, that are minor modifications of the specified *concrete syntax*. The keywords define the nature and extent of the permitted changes.

[202] concrete syntax changes = "CHANGES", *ps* +, ("SWITCHES" | ("DELIMLEN", *ps* +, *number*, *ps* +, "SEQUENCE", *ps* +, ("YES" | "NO"), *ps* +, "SRCNT", *ps* +, *number*))

where

SWITCHES	means that markup characters in the specified concrete syntax can be switched, provided that each replacement substitutes for its original character in every instance in which that character was used.
DELIMLEN	means new strings that do not exceed the specified number of characters (1 or more) can be assigned to the delimiter roles.
SEQUENCE	indicates whether a blank sequence can be used in short reference delimiters. If so, it is considered to have a length of 1 character.
SRCNT	means that different short reference delimiters can be assigned, as long as they do not exceed the specified number (0 or more).

15.6.1.2 Character Set Translation

The *character set translation* parameter defines, in the same form as on the *SGML declaration*, the translation to the system character set from the

translation-reference character set of the specified concrete syntax.

If a number of concrete syntaxes have the same *translation-reference character set*, this parameter must be specified for only one of them, and will apply to all.

15.6.2 Validation Services

The *validation services* parameter specifies whether a system has a validating SGML parser, and which, if any, optional validation services it provides.

[203] validation services = "VALIDATE", *ps* +,
 "GENERAL", *ps* +, ("NO" | "YES"), *ps* +,
 "MODEL", *ps* +, ("NO" | "YES"), *ps* +,
 "EXCLUDE", *ps* +, ("NO" | "YES"), *ps* +,
 "CAPACITY", *ps* +, ("NO" | "YES"), *ps* +,
 "NONSGML", *ps* +, ("NO" | "YES"), *ps* +,
 "SGML", *ps* +, ("NO" | "YES"), *ps* +,
 "FORMAL", *ps* +, ("NO" | "YES")

where:

NO	means the service is not provided.
YES	means the service is provided.
GENERAL	means a reportable markup error will be found and reported.
MODEL	means an ambiguous content model will be reported.
EXCLUDE	means an exclusion that could change a group's required or optional status in a model will be reported.
CAPACITY	means that exceeding a capacity limit will be reported.
NONSGML	means the occurrence of at least one non-SGML character, but not necessarily all, will be reported.
SGML	means an error in the SGML declaration will be reported.
FORMAL	means a formal public identifier error will be reported.

Annex A

Introduction to Generalized Markup

(This annex does not form an integral part of this International Standard.)

A.1 The Markup Process

Text processing and word processing systems typically require additional information to be interspersed among the natural text of the document being processed. This added information, called "markup", serves two purposes:

- a) Separating the logical elements of the document; and
- b) Specifying the processing functions to be performed on those elements.

In publishing systems, where formatting can be quite complex, the markup is usually done directly by the user, who has been specially trained for the task. In word processors, the formatters typically have less function, so the (more limited) markup can be generated without conscious effort by the user. As higher function printers become available at lower cost, however, the office workstation will have to provide more of the functionality of a publishing system, and "unconscious" markup will be possible for only a portion of office word processing.

It is therefore important to consider how the user of a high function system marks up a document. There are three distinct steps, although he may not perceive them as such.

- a) He first analyzes the information structure and other attributes of the document; that is, he identifies each meaningful separate element, and characterizes it as a paragraph, heading, ordered list, footnote, or some other element type.
- b) He then determines, from memory or a style book, the processing instructions ("controls") that will produce the format desired for that type of element.
- c) Finally, he inserts the chosen controls into the text.

Here is how the start of this paper looks when marked up with controls in a typical text processing formatting language:

```
.SK 1
Text processing and word processing systems typically
require additional information to be interspersed among
the natural text of the document being processed.
This added information, called "markup," serves two purposes:
.TB 4
.OF 4
.SK 1
1. Separating the logical elements of the document; and
.OF 4
.SK 1
2. Specifying the processing functions to be
performed on those elements.
.OF 0
.SK 1
```

Adapted from Goldfarb, Charles F., "A Generalized Approach to Document Markup", *SIGPLAN Notices*, June 1981, by permission of the author and the Association for Computing Machinery.

The .SK, .TB, and .OF controls, respectively, cause the skipping of vertical space, the setting of a tab stop, and the offset, or "hanging indent", style of formatting. (The not sign (¬) in each list item represents a tab code, which would otherwise not be visible.)

Procedural markup like this, however, has a number of disadvantages. For one thing, information about the document's attributes is usually lost. If the user decides, for example, to center both headings and figure captions when formatting, the "center" control will not indicate whether the text on which it operates is a heading or a caption. Therefore, if he wishes to use the document in an information retrieval application, search programs will be unable to distinguish headings—which might be very significant in information content—from the text of anything else that was centered.

Procedural markup is also inflexible. If the user decides to change the style of his document (perhaps because he is using a different output device), he will need to repeat the markup process to reflect the changes. This will prevent him, for example, from producing double-spaced draft copies on an inexpensive computer line printer while still obtaining a high quality finished copy on an expensive photocomposer. And if he wishes to seek competitive bids for the typesetting of his document, he will be restricted to those vendors that use the identical text processing system, unless he is willing to pay the cost of repeating the markup process.

Moreover, markup with control words can be time-consuming, error-prone, and require a high degree of operator training, particularly when complex typographic results are desired. This is true (albeit less so) even when a system allows defined procedures ("macros"), since these must be added to the user's vocabulary of primitive controls. The elegant and powerful TeX system (2), for example, which is widely used for mathematical typesetting, includes some 300 primitive controls and macros in its basic implementation.

These disadvantages of procedural markup are avoided by a markup scheme due to C. F. Goldfarb, E. J. Mosher, and R. A. Lorie (3, 4). It is called "generalized markup" because it does not restrict documents to a single application, formatting style, or processing system. Generalized markup is based on two novel postulates:

- a) Markup should describe a document's structure and other attributes rather than specify processing to be performed on it, as descriptive markup need be done only once and will suffice for all future processing.
- b) Markup should be rigorous so that the techniques available for processing rigorously-defined objects like programs and data bases can be used for processing documents as well.

These postulates will be developed intuitively by examining the properties of this type of markup.

A.2 Descriptive Markup

With generalized markup, the markup process stops at the first step: the user locates each significant element of the document and marks it with the mnemonic name ("generic identifier") that he feels best characterizes it. The processing system associates the markup with processing instructions in a manner that will be described shortly.

A notation for generalized markup, known as the Standard Generalized Markup Language (SGML), has been developed by a Working Group of the International Organization for Standardization (ISO). Marked up in SGML, the start of this paper might look like this:

```
<p>
Text processing and word processing systems typically
require additional information to be interspersed among
the natural text of the document being processed.
This added information, called <q>markup</q>, serves two purposes:
<ol>
<li>Separating the logical elements of the document; and
<li>Specifying the processing functions to be
performed on those elements.
</ol>
```

Each generic identifier (GI) is delimited by a less-than symbol (<) if it is at the start of an element, or by less-than followed by solidus (</) if it is at the end. A greater-than symbol (>) separates a GI from any text that follows it.¹⁾ The mnemonics P, Q, OL, and LI stand, respectively, for the element types paragraph, quotation, ordered list, and list item. The combination of the GI and its delimiters is called a "start-tag" or an "end-tag", depending upon whether it identifies the start or the end of an element.

This example has some interesting properties:

- a) There are no quotation marks in the text; the processing for the quotation element generates them and will distinguish between opening and closing quotation marks if the output device permits.
- b) The comma that follows the quotation element is not actually part of it. Here, it was left outside the quotation marks during formatting, but it could just as easily have been brought inside were that style preferred.
- c) There are no sequence numbers for the ordered list items; they are generated during formatting.

The source text, in other words, contains only information; characters whose only role is to enhance the presentation are generated during processing.

If, as postulated, descriptive markup like this suffices for all processing, it must follow that the processing of a document is a function of its attributes. The way text is composed offers intuitive support for this premise. Such techniques as beginning chapters on a new page, italicizing emphasized phrases, and indenting lists, are employed to assist the reader's comprehension by emphasizing the structural attributes of the document and its elements.

From this analysis, a 3-step model of document processing can be constructed:

- a) Recognition: An attribute of the document is recognized, e.g., an element with a generic identifier of "footnote".
- b) Mapping: The attribute is associated with a processing function. The footnote GI, for example, could be associated with a procedure that prints footnotes at the bottom of the page or one that collects them at the end of the chapter.
- c) Processing: The chosen processing function is executed.

Text formatting programs conform to this model. They recognize such elements as words and sentences, primarily by interpreting spaces and punctuation as implicit markup. Mapping is usually via a branch table. Processing for words typically involves determining the word's width and testing for an overdrawn line; processing for sentences might cause space to be inserted between them.²⁾

In the case of low-level elements such as words and sentences the user is normally given little control over the processing, and almost none over the recognition. Some formatters offer more flexibility with respect to higher-level elements like paragraphs, while those with powerful macro languages can go so far as to support descriptive markup. In terms of the document processing model, the advantage of descriptive markup is that it permits the user to define attributes—and therefore element types—not known to the formatter and to specify the processing for them.

For example, the SGML sample just described includes the element types "ordered list" and "list item", in addition to the more common "paragraph". Built-in recognition and processing of such elements is unlikely. Instead, each will be recognized by its explicit markup and mapped to a procedure associated with it for the particular processing run. Both the procedure itself and the association with a GI would be expressed in the system's macro language. On other processing runs, or at different times in the same run, the association could be changed. The list items, for example, might be numbered in the body of a book but lettered in an appendix.

1) Actually, these characters are just defaults. SGML permits a choice of delimiter characters.

2) The model need not be reflected in the program architecture; processing of words, for example, could be built into the main recognition loop to improve performance.

So far the discussion has addressed only a single attribute, the generic identifier, whose value characterizes an element's semantic role or purpose. Some descriptive markup schemes refer to markup as "generic coding", because the GI is the only attribute they recognize (5). In generic coding schemes, recognition, mapping, and processing can be accomplished all at once by the simple device of using GIs as control procedure names. Different formats can then be obtained from the same markup by invoking a different set of homonymous procedures. This approach is effective enough that one notable implementation, the SCRIBE system, is able to prohibit procedural markup completely (1).

Generic coding is a considerable improvement over procedural markup in practical use, but it is conceptually insufficient. Documents are complex objects, and they have other attributes that a markup language must be capable of describing. For example, suppose the user decides that his document is to include elements of a type called "figure" and that it must be possible to refer to individual figures by name. The markup for a particular figure element known as "angelfig" could begin with this start-tag:

```
<fig id=angelfig>
```

"Fig", of course, stands for "figure", the value of the generic identifier attribute. The GI identifies the element as a member of a set of elements having the same role. In contrast, the "unique identifier" (ID) attribute distinguishes the element from all others, even those with the same GI. (It was unnecessary to say "GI=fig", as was done for ID, because in SGML it is understood that the first piece of markup for an element is the value of its GI).

The GI and ID attributes are termed "primary" because every element can have them. There are also "secondary" attributes that are possessed only by certain element types. For example, if the user wanted some of the figures in his document to contain illustrations to be produced by an artist and added to the processed output, he could define an element type of "artwork". Because the size of the externally-generated artwork would be important, he might define artwork elements to have a secondary attribute, "depth".¹⁾ This would result in the following start-tag for a piece of artwork 24 picas deep:

```
<artwork depth=24p>
```

The markup for a figure would also have to describe its content. "Content" is, of course, a primary attribute, the one that the secondary attributes of an element describe. The content consists of an arrangement of other elements, each of which in turn may have other elements in its content, and so on until further division is impossible.²⁾ One way in which SGML differs from generic coding schemes is in the conceptual and notational tools it provides for dealing with this hierarchical structure. These are based on the second generalized markup hypothesis, that markup can be rigorous.

A.3 Rigorous Markup

Assume that the content of the figure "angelfig" consists of two elements, a figure body and a figure caption. The figure body in turn contains an artwork element, while the content of the caption is text characters with no explicit markup. The markup for this figure could look like this.³⁾

-
- 1) "Depth =" is not simply the equivalent of a vertical space control word. Although a full-page composition program could produce the actual space, a galley formatter might print a message instructing the layout artist to leave it. A retrieval program might simply index the figure and ignore the depth entirely.
 - 2) One can therefore speak of documents and elements almost interchangeably: the document is simply the element that is at the top of the hierarchy for a given processing run. A technical report, for example, could be formatted both as a document in its own right and as an element of a journal.
 - 3) Like "GI =", "content =" can safely be omitted. It is unnecessary when the content is externally generated, it is understood when the content consists solely of tagged elements, and for data characters it is implied by the delimiter (>) that ends the start-tag.

```

<fig id=angelfig>
<figbody>
<artwork depth=24p>
</artwork>
</figbody>
<figcaption>Three Angels Dancing
</figcaption>
</fig>

```

The markup rigorously expresses the hierarchy by identifying the beginning and end of each element in classical left list order. No additional information is needed to interpret the structure, and it would be possible to implement support by the simple scheme of macro invocation discussed earlier. The price of this simplicity, though, is that an end-tag must be present for every element.

This price would be totally unacceptable had the user to enter all the tags himself. He knows that the start of a paragraph, for example, terminates the previous one, so he would be reluctant to go to the trouble and expense of entering an explicit end-tag for every single paragraph just to share his knowledge with the system. He would have equally strong feelings about other element types he might define for himself, if they occurred with any great frequency.

With SGML, however, it is possible to omit much markup by advising the system about the structure and attributes of any type of element the user defines. This is done by creating a "document type definition", using a construct of the language called an "element declaration". While the markup in a document consists of descriptions of individual elements, a document type definition defines the set of all possible valid markup of a type of element.

An element declaration includes a description of the allowable content, normally expressed in a variant of regular expression notation. Suppose, for example, the user extends his definition of "figure" to permit the figure body to contain either artwork or certain kinds of textual elements. The element declaration might look like this:¹⁾

```

<!--      ELEMENTS      MIN  CONTENT (EXCEPTIONS) -->
<!ELEMENT fig          - -  (figbody, figcap?)>
<!ELEMENT figbody     - 0  (artwork | (p | ol | ul)+)>
<!ELEMENT artwork     - 0  EMPTY>
<!ELEMENT figcap      - 0  (#PCDATA)>

```

The first declaration means that a figure contains a figure body and, optionally, can contain a figure caption following the figure body. (The hyphens will be explained shortly.)

The second says the body can contain either artwork or an intermixed collection of paragraphs, ordered lists, and unordered lists. The "0" in the markup minimization field ("MIN") indicates that the body's end-tag can be omitted when it is unambiguously implied by the start of the following element. The preceding hyphen means that the start-tag *cannot* be omitted.

The declaration for artwork defines it as having an empty content, as the art will be generated externally and pasted in. As there is no content in the document, there is no need for ending markup.

The final declaration defines a figure caption's content as 0 or more characters. A character is a terminal, incapable of further division. The "0" in the "MIN" field indicates the caption's end-tag can be omitted. In addition to the reasons already given, omission is possible when the end-tag is unambiguously implied by the end-tag of an element that contains the caption.

It is assumed that p, ol, and ul have been defined in other element declarations.

With this formal definition of figure elements available, the following markup for "angelfig" is now acceptable:

1) The question mark (?) means an element is optional, the comma (,) that it follows the preceding element in sequence, the asterisk (*) that the element can occur 0 or more times, and the plus (+) that it must occur 1 or more times. The vertical bar (|) is used to separate alternatives. Parentheses are used for grouping as in mathematics.

```
<fig id=angelfig>
<figbody>
<artwork depth=24p>
<figcaption>Three Angels Dancing
</fig>
```

There has been a 40% reduction in markup, since the end-tags for three of the elements are no longer needed.

- As the element declaration defined the figure caption as part of the content of a figure, terminating the figure automatically terminated the caption.
- Since the figure caption itself is on the same level as the figure body, the <figcaption> start-tag implicitly terminated the figure body.
- The artwork element was self-terminating, as the element declaration defined its content to be empty.¹⁾

A document type definition also contains an "attribute definition list declaration" for each element that has attributes. The definitions include the possible values the attribute can have, and the default value if the attribute is optional and is not specified in the document.

Here are the attribute list declarations for "figure" and "artwork":

<!--	ELEMENTS	NAME	VALUE	DEFAULT -->
<!ATTLIST	fig	id	ID	#IMPLIED>
<!ATTLIST	artwork	depth	CDATA	#REQUIRED>

The declaration for figure indicates that it can have an ID attribute whose value must be a unique identifier name. The attribute is optional and does not have a default value if not specified.

In contrast, the depth attribute of the artwork element is required. Its value can be any character string.

Document type definitions have uses in addition to markup minimization.²⁾ They can be used to validate the markup in a document before going to the expense of processing it, or to drive prompting dialogues for users unfamiliar with a document type. For example, a document entry application could read the description of a figure element and invoke procedures for each element type. The procedures would issue messages to the terminal prompting the user to enter the figure ID, the depth of the artwork, and the text of the caption. The procedures would also enter the markup itself into the document being created.

The document type definition enables SGML to minimize the user's text entry effort without reliance on a "smart" editing program or word processor. This maximizes the portability of the document because it can be understood and revised by humans using any of the millions of existing "dumb" keyboards. Nonetheless, the type definition and the marked up document together still constitute the rigorously described document that machine processing requires.

A.4 Conclusion

Regardless of the degree of accuracy and flexibility in document description that generalized markup makes possible, the concern of the user who prepares documents for publication is still this: can the Standard Generalized Markup Language, or any descriptive markup scheme, achieve typographic results comparable to procedural markup? A recent publication by Prentice-Hall International (6) represents empirical corroboration of the generalized markup hypotheses in the context of this demanding practical question.

It is a textbook on software development containing hundreds of formulas in a symbolic notation devised by the author. Despite the typographic complexity of the material (many lines, for example, had a dozen or more font changes), no procedural markup was needed anywhere in the text of the book. It was marked up using a language that adhered to the principles of generalized markup but was less flexible and complete than the SGML (4).

1) SGML actually allows the markup to be reduced even further than this.
 2) Some complete, practical document type definitions may be found in (4), although they are not coded in SGML.

The available procedures supported only computer output devices, which were adequate for the book's preliminary versions that were used as class notes. No consideration was given to typesetting until the book was accepted for publication, at which point its author balked at the time and effort required to re-keyboard and proofread some 350 complex pages. He began searching for an alternative at the same time the author of this paper sought an experimental subject to validate the applicability of generalized markup to commercial publishing.

In due course both searches were successful, and an unusual project was begun. As the author's processor did not support photocomposers directly, procedures were written that created a source file with procedural markup for a separate typographic composition program. Formatting specifications were provided by the publisher, and no concessions were needed to accommodate the use of generalized markup, despite the marked up document having existed before the specifications.¹⁾

The experiment was completed on time, and the publisher considers it a complete success (7).²⁾ The procedures, with some modification to the formatting style, have found additional use in the production of a variety of in-house publications.

Generalized markup, then, has both practical and academic benefits. In the publishing environment, it reduces the cost of markup, cuts lead times in book production, and offers maximum flexibility from the text data base. In the office, it permits interchange between different kinds of word processors, with varying functional abilities, and allows auxiliary "documents", such as mail log entries, to be derived automatically from the relevant elements of the principal document, such as a memo.

At the same time, SGML's rigorous descriptive markup makes text more accessible for computer analysis. While procedural markup (or no markup at all) leaves a document as a character string that has no form other than that which can be deduced from analysis of the document's meaning, generalized markup reduces a document to a regular expression in a known grammar. This permits established techniques of computational linguistics and compiler design to be applied to natural language processing and other document processing applications.

A.5 Acknowledgments

The author is indebted to E. J. Mosher, R. A. Lorie, T. I. Peterson, and A. J. Symonds—his colleagues during the early development of generalized markup—for their many contributions to the ideas presented in this paper, to N. R. Eisenberg for his collaboration in the design and development of the procedures used to validate the applicability of generalized markup to commercial publishing, and to C. B. Jones and Ron Decent for risking their favorite book on some new ideas.

A.6 Bibliography

- 1 B. K. Reid, "The Scribe Document Specification Language and its Compiler", *Proceedings of the International Conference on Research and Trends in Document Preparation Systems*, 59-62 (1981).
- 2 Donald E. Knuth, *TAU EPSILON CHI, a system for technical text*, American Mathematical Society, Providence, 1979.
- 3 C. F. Goldfarb, E. J. Mosher, and T. I. Peterson, "An Online System for Integrated Text Processing", *Proceedings of the American Society for Information Science*, 7, 147-150 (1970).
- 4 Charles F. Goldfarb, *Document Composition Facility Generalized Markup Language: Concepts and Design Guide*, Form No. SH20-9188-1, IBM Corporation, White Plains, 1984.
- 5 Charles Lightfoot, *Generic Textual Element Identification—A Primer*, Graphic Communications Computer Association, Arlington, 1979.
- 6 C. B. Jones, *Software Development: A Rigorous Approach*, Prentice-Hall International, London, 1980.
- 7 Ron Decent, *personal communication to the author* (September 7, 1979).

1) On the contrary, the publisher took advantage of generalized markup by changing some of the specifications after he saw the page proofs.

2) This despite some geographical complications: the publisher was in London, the book's author in Brussels, and this paper's author in California. Almost all communication was done via an international computer network, and the project was nearly completed before all the participants met for the first time.

Annex B

Basic Concepts

(This annex does not form an integral part of this International Standard.)

This annex describes some of the basic concepts of the Standard Generalized Markup Language (SGML). Before beginning it, the reader should consult annex A to gain an initial familiarity with generic coding and generalized markup.

NOTE — The reader should be aware that this annex does not cover all basic SGML constructs, nor all details of those covered, and subtle distinctions are frequently ignored in the interest of presenting a clear overview.

B.1 Documents, Document Type Definitions, and Procedures

The fundamental concept of generalized markup is the relationship between documents, document type definitions, and procedures.

B.1.1 Documents

In generalized markup, the term "document" does not refer to a physical construct such as a file or a set of printed pages. Instead, a document is a logical construct that contains a *document element*, the top node of a tree of elements that make up the document's *content*. A book, for example, could contain "chapter" elements that in turn contain "paragraph" elements and "picture" elements.

Eventually, the terminal nodes of this document tree are reached and the actual characters or other data are encountered. If paragraphs, for example, were terminal, their content would be characters, rather than other elements. If photographs were terminal they would contain neither elements nor characters, but some noncharacter data that represents an image.

The elements are distinguished from one another by additional information, called *markup*, that is added to the data content. A document thus consists of two kinds of information: data and markup.

B.1.2 Document Type Definitions

An element's markup consists of a *start-tag* at its beginning and an *end-tag* at its end. The tags describe the characteristic qualities of the element.

One of these characteristics is the *generic identifier*, which identifies the "type" of the element (manual, paragraph, figure, list, etc.). In addition, there can be other characteristics, called "attributes", that further qualify the generic identifier.

An individual document's markup tags describe its structure of elements. That is, they indicate which elements occur in the document's content, and in what order. That structure must conform to rules that define the permitted structures for all documents of a given type; that is, those documents having the same generic identifier.

The rules that define the possible structures are part of a *document type definition* of that type of document. A document type definition specifies:

- a) The generic identifiers (GIs) of elements that are permissible in a document of this type.
- b) For each GI, the possible attributes, their range of values, and defaults.
- c) For each GI, the structure of its content, including
 - i) which subelement GIs can occur and in what order;
 - ii) whether text characters can occur;
 - iii) whether noncharacter data can occur.

A document type definition does *not* specify:

- a) The delimiters that are used to indicate markup.
- b) Anything about the ways in which the document can be formatted or otherwise processed.

B.1.3 Procedures

Markup tags describe a document's structure of elements; they do not say how to process that structure. Many kinds of processing are possible, one of which is to *format* the text.

Formatting can be thought of as mapping the element structure onto paper or a display screen with graphic arts conventions. For example, the element "paragraph" could be displayed by setting the text of the element off from surrounding text with blank lines. Alternatively, it could be displayed by indenting its first line.

Processing is handled by *procedures*, which are written in the language of a formatter or other processing system. When a document is processed, a procedure is associated with each generic identifier (that is, with each type of element). The procedure then processes the content of the element. In the case of formatting, for example, the procedure performs the actions that render an element into printed text or another display form.

Thus, production of a document begins when a user creates the text, marking it up as a particular document type. One of the facilities that can process that document is a formatter, which could have more than one set of procedures available.

For example, a document called "mybook", marked up as a "TechManual" document type, could be formatted in a number of ways by using a different *procedure set* each time. One set could produce output in single column CRT display style, another set in two column printed report style, and a third set in still another style.

When developing a completely new text application, then, a designer would create document type definitions, using the Standard Generalized Markup Language. Probably, he would also implement one or more procedure sets, using the languages of the systems that are to process the documents.

B.2 Markup

Markup is text that is added to the data of a document in order to convey information about it. In SGML, the markup in a document falls into four categories:

- a) Descriptive Markup ("Tags")

Tags are the most frequent and the most important kind of markup. They define the structure of the document, as described above.

- b) Entity Reference

Within a system, a single document can be stored in several parts, each in a separate unit of system storage, called an *entity*. (Depending on the system, an entity could be a file, a data set, a variable, a data stream object, a library member, etc.)

Separate entities are connected by *entity references* that can occur in a document's markup. An entity reference is a request for text—the entity—to be imbedded in the document at the point of the reference. The entity could have been defined either earlier within the document or externally.

The entity reference capability includes the functions commonly called *symbol substitution* and *file imbedding*.

- c) Markup Declaration

Declarations are statements that control how the markup is interpreted. They can be used to define entities and to create document type definitions.

- d) Processing Instructions

These are instructions to the processing system, in its own language, to take some specific action. Unlike the other kinds of markup, processing instructions are system-dependent, and are usually application-dependent as well. They normally need to be changed if the document is processed differently (for example, formatted in a different style), or on a different system.

An SGML system must recognize these four kinds of markup and handle them properly: that is, it must have an "SGML parser". The parser need not be a single dedicated program; as long as a system can perform the parsing process, it can be said to have an SGML parser.

Markup occurs in a document according to a rigid set of rules. Some of the rules are dictated by SGML; they apply to all types of document. Other rules are defined by the document type definition for the type of document being processed.

Employing the rules of SGML, the markup parser must:

- a) Scan the text of each element's content to distinguish the four kinds of markup from one another and from the data. (Noncharacter content data is not scanned by the parser.)
- b) Replace entity references by their entities.
- c) Interpret the markup declarations.
- d) Give control to the processing system to execute processing instructions.
- e) Interpret the descriptive markup tags to recognize the generic identifiers ("GIs") and attributes, and, following the rules of the document type:
 - i) Determine whether each GI and its attributes are valid.
 - ii) Track the location in the document structure.
- f) Give control to the processing system to execute the procedure associated with the GI. (Once again, there is no actual requirement for separate programs. "Giving control" means only that the ensuing processing is not defined by this International Standard.)

B.3 Distinguishing Markup from Text

The markup discussed in this section applies to all document types. The delimiter characters used are the delimiter set of the *reference concrete syntax*. (They will be discussed as if there were only one concrete syntax, although SGML allows variant concrete syntaxes to be defined.)

B.3.1 Descriptive Markup Tags

Descriptive markup tags identify the start and end of elements. There are three special character strings that are important (see figure 9):

STAGO Start-TAG Open

This is a delimiter that indicates the beginning of a start-tag. In the figure, "<" is the **stago**.

TAGC TAG Close

The string from the **stago** to the **tagc** is called the *start-tag*. In it the generic identifier ("GI") and all the attributes are given. In the figure, "quote" was the GI and ">" is used for the **tagc**.

ETAGO End-TAG Open

This is a two-character delimiter that indicates the beginning of an end-tag. In the figure, "</" is the **etago**. Between the **tagc** of the start-tag and the **etago** of the end-tag is the *content* of the element, which can include data characters and subordinate elements. (Noncharacter data is kept separately; it will be discussed later.) The end-tag contains a repetition of the GI to make the markup easier to read.

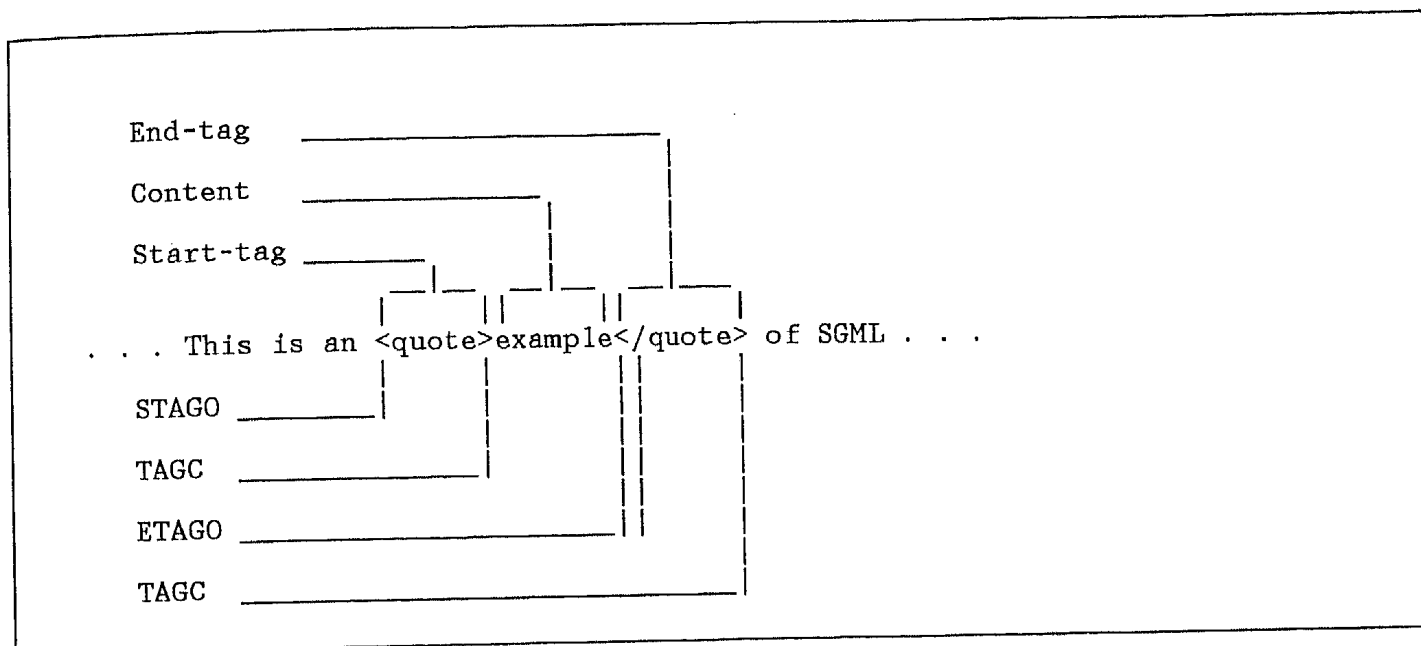


Figure 9 — Element Markup

The scheme just described is the most general way of delimiting an element. SGML, though, allows a number of techniques of *markup minimization* that allow the shortening of tags, and even their omission. These techniques, which are available as optional features, will be described later.

B.3.2 Other Markup

An entity reference begins with an "entity reference open" (*ero*) delimiter and ends with a "reference close" (*refc*). These are the ampersand and semicolon, respectively, in the following example:

The &SGML; supports publishing and office systems.

A markup declaration is delimited by "markup declaration open" (*mdo*) and "markup declaration close" (*mdc*) delimiters, and a processing instruction by a "processing instruction open" (*pio*) and a "processing instruction close" (*pic*).

here is an imbedded <!markup declaration> example
and an imbedded <?processing instruction> example

To summarize:

String	Name	Meaning
&	ERO	Opens a named entity reference.
;	REFC	Closes a reference.
<!	MDO	Opens a markup declaration.
>	MDC	Closes a markup declaration.
<?	PIO	Opens a processing instruction.
>	PIC	Closes a processing instruction.

B.3.3 Record Boundaries

Not every text processing system breaks its storage entities into records. In those that do, the record boundaries are represented by function characters known as the "record start" (*RS*) and "record end" (*RE*). The record boundaries could be used as general delimiter characters in a variant concrete syntax, or as a special form of delimiter that serves as a "short entity reference". If a record boundary is not a delimiter, its treatment depends on where it occurs.

B.3.3.1 Record Boundaries in Data

In attribute values (discussed later) and in the data content of an element, record starts are ignored. The record ends, though, are treated as part of the data because they might be significant to a processor of the document. A formatter, for example, normally interprets a record end as a space.

However, record ends are ignored when they are caused by markup. That is:

- Record ends are ignored at the start or end of the content. For example,

```
<p>
Short paragraph data.
</p>
```

is the same as

```
<p>Short paragraph data.</p>
```

- Record ends are ignored after a record that contains only processing instructions or markup declarations. As a result,

```
<p>
Starting data
<?instruction 1>
<?instruction 2>
ending data.
</p>
```

and

```
<p>Starting data
<?instruction 1><?instruction 2>ending data.</p>
```

are equivalent. In other words, as far as the flow of data characters is concerned, declarations and processing instructions are simply ignored.

B.3.3.2 Record Boundaries in Markup

In tags or declarations, both record starts and record ends are treated as spaces. They serve as internal separators within the markup (as do horizontal tabs, incidentally).

The meaning of record boundaries within processing instructions depends on the processing system.

B.4 Document Structure

SGML tags serve two purposes:

- They show the structural relationships among the elements of the document.
- They identify each element's generic identifier (GI) and attributes.

The rules for specifying structure and attributes are defined by SGML for all documents. (Some rules have already been introduced; the others will be discussed later.) The *particular* elements and attributes allowed in a document, though, are defined by that document's type definition.

B.4.1 Document Type Definitions

A generic identifier (GI) identifies an element as a member of a class, or "type". A *document type definition* is a set of markup declarations that apply to all documents of a particular type.

The three most important kinds of declaration that can occur in a document type definition are:

- a) An *element declaration*, which defines the GIs that can occur in each element, and in what order.
- b) An *attribute definition list declaration*, which defines the attributes that can be specified for an element, and their possible values.
- c) An *entity declaration*, which defines the entities that can be referred to in documents of this type. For example, entity references can simplify the keying of frequently used lengthy phrases:

```
<!ENTITY SGML "Standard Generalized Markup Language">
```

To avoid repetitive keying, the document type definition is usually stored as a separate entity. It is then incorporated in each document by means of a *document type declaration* that identifies the document type and serves as a reference to the external entity.

B.4.2 Element Declarations

Elements can occur in a document only according to the rules of the document type definition. For example, unless the definition allows a paragraph inside a figure, it would be an error to put one there. The element declaration is used to define these rules.

B.4.2.1 Content Models

For each element in the document, the application designer specifies two element declaration parameters: the element's GI and a *content model* of its content. The model parameter defines which subelements and character strings can occur in the content.

For example, the declaration for a textbook might look like this:

```
<!ELEMENT textbook (front, body, rear) >
```

Here, "textbook" is the GI whose content is being defined, and "(front, body, rear)" is the model that defines it. The example says that a textbook contains the GIs "front", "body", and "rear". (The GIs probably stand for "front matter", "body matter", and "rear matter", but this is of interest only to humans, not to the SGML parser.)

A model is a kind of *group*, which is a collection of connected members, called *tokens*. A group is bounded by parentheses, the "group open" (*grpo*) and "group close" (*grpc*) delimiters. The parentheses are required even when the model group contains but a single token.

The tokens in a model group are GIs. There are also delimiters called *connectors* that put the GIs in order, and other delimiters, called *occurrence indicators*, that show how many times each GI can occur.

B.4.2.2 Connectors and Occurrence Indicators

A connector is used *between* GIs, to show how they are connected. The textbook model uses the "sequence" connector (*seq*), the comma. It means that the elements must follow one another in the document in the same sequence as their GIs occur in the model.

An occurrence indicator is used *after* the GI to which it applies. There are none in the textbook example: each element must therefore occur once and only once. To make the front matter and rear matter optional, the question mark, which is the optional occurrence indicator (*opt*), would be used.

```
<!ELEMENT textbook (front?, body, rear?) >
```

So far only the top level of a textbook has been defined. The type definition must also have structure declarations for "front", "body", and "rear", then for the elements contained in "front", "body", and "rear", and so on down to the data characters.

For the purposes of a simple example, the body can be assumed to be just a sequence of many paragraphs. That is, the only GI allowed in the body is "p" (for paragraph), but it can occur many times. To indicate multiple paragraphs, the GI is followed by a plus sign, which is the "required and repeatable" occurrence indicator (*plus*).

```
<!ELEMENT body (p+) >
```

The plus sign indicates that there must be at least one paragraph in the body. If, for some reason, it were desirable to allow a body to have no paragraphs at all, the added symbol would be an asterisk, which is the "optional and repeatable" occurrence indicator (*rep*).

```
<!ELEMENT body (p*) >
```

Suppose a textbook could have examples in the body, as well as paragraphs. If the GI for an example were "xmp", "many paragraphs or examples" would be indicated like this:

```
<!ELEMENT body (p | xmp)+ >
```

The vertical bar is the "or" connector (*or*). The expression "p | xmp" means "either a paragraph or an example".

Although a model group contains tokens, it is itself a single token to which an occurrence indicator can apply. The grouping is needed in the example because the occurrence indicators ("?", "+", and "*") have higher precedence than the connectors ("|" and "&").

Therefore, it would not be effective to say

```
<!ELEMENT body (p+ | xmp+) >
```

because it would mean "either many paragraphs or many examples" rather than the desired "many intermixed paragraphs or examples".

There is one more kind of connector to consider. Suppose the front matter of the textbook had a title page that contained a title, an author's name, and a publisher, but in *any* order. The *seq* connector cannot be used because that requires a specific order. Nor can the *or* connector, because that chooses only one of the three elements.

Instead, the ampersand ("&"), which is the "and" connector (*and*) should be used. It indicates that all of the GIs in the model group must occur, but in any order.

```
<!ELEMENT titlepage (title & author & publisher) >
```

B.4.2.3 Entity References in Models

Suppose two elements have almost the same content model, but not quite.

```
<!ELEMENT body (p | xmp | h1 | h2 | h3 | h4)+ >
<!ELEMENT rear (p | h1 | h2 | h3 | h4)+ >
```

Here, the body and rear matter both have paragraphs and headings, but only the body can have examples.

Repetitive parts of markup declaration parameters can be handled with entity references, just like repetitive text in a document. The only difference is that entity references used in declaration parameters ("parameter entity references") begin with a special character, the percent sign ("%"), called the "parameter entity reference open" delimiter (*pero*). The *pero* must also be used in the entity declaration to show that the entity being defined is a parameter entity (but as a separate parameter so it won't be misinterpreted as a reference).

```
<!ENTITY % h1to4 "h1 | h2 | h3 | h4" >
<!ELEMENT body (p | xmp | %h1to4;)+ >
<!ELEMENT rear (p | %h1to4;)+ >
```

B.4.2.4 Name Groups

There is another use for groups. The body matter and rear matter might have the same structure declaration.

```
<!ELEMENT body (p | xmp)+ >
<!ELEMENT rear (p | xmp)+ >
```


Keying effort could be saved and the similarity emphasized by letting the declaration apply to a group of elements.

```
<!ELEMENT (body | rear) (p | xmp)+ >
```

B.4.2.5 Data Characters

Up to now, all of the elements discussed contained only other elements. Eventually, though, an application must deal with the actual data, that is, the point where there are no more tags.

Data can be referred to in a model with the reserved name "#PCDATA", which means "zero or more parsed data characters". As it has, in effect, a built-in *rep* occurrence indicator, none can be added to it explicitly. The declaration

```
<!ELEMENT p (#PCDATA) >
```

says that a paragraph is a string of zero or more characters (including record ends and spaces).

Incidentally, the reason "#PCDATA" is in upper-case is simply as a reminder that it is defined by the markup parser. In the reference concrete syntax, the markup parser ignores the case of all names, except those of entities.

In most documents, elements that contain data characters can also contain other tagged elements. Such elements normally include short quotations, footnote and figure references, various types of highlighted phrases, and specialized references or citations defined for a particular document type.

For example, the structure of a paragraph might be defined as:

```
<!ENTITY % phrase "quote | citation | reference" >
<!ELEMENT p (#PCDATA | %phrase;)* >
```

These declarations indicate that a paragraph contains characters mixed with "phrase" elements. There can be none or many of them.

The "#", incidentally, is a delimiter called the "reserved name indicator" (*rni*) that is used whenever a reserved name is specified in a context where a user-created name could also occur. The *rni* makes it clear that "#PCDATA" is not a GI.

B.4.2.6 Empty Content

An element can be defined for which the user never enters the content: for example, a figure reference for which a procedure will always generate the content during processing. To show an empty element, a keyword is used to declare the content instead of the usual parenthesized model group:

```
<!ELEMENT figref EMPTY >
```

An element that is declared to be empty cannot have an end-tag. (None is needed, because there is no content to be ended by it.)

B.4.2.7 Non-SGML Data

If the body of the textbook contained photographs, the element declaration could be

```
<!ELEMENT body (p | photo)+ >
```

A photo is typically represented by a string of bits that stand for the colors of the various points in the picture. These bit combinations do not have the same meaning as the characters in text and in markup; they have to be interpreted as a unique notation that is not defined by SGML.

As the markup parser does not scan non-SGML data, it must be stored in a separate entity whose name is given by a special attribute (discussed later). The element content will be empty.

<!ELEMENT photo EMPTY >

B.4.2.8 Summary of Model Delimiters

The following list summarizes the delimiters used in models and their character strings in the reference delimiter set:

- Grouping:

String	Name	Meaning
(GRPO	Opens a group. The expression within the group is treated as a unit for other operations.
)	GRPC	Closes a group.

- Occurrence Indicators:

String	Name	Meaning
?	OPT	Optional: can occur 0 or 1 time.
+	PLUS	Required and repeatable: must occur 1 or more times.
*	REP	Optional and repeatable: can occur 0 or more times.

- Connectors:

String	Name	Meaning
,	SEQ	All of the connected elements must occur in the document in the same sequence as in the model group.
	OR	One and only one of the connected elements must occur.
&	AND	All of the connected elements must occur in the document, but in any order.

- Other:

String	Name	Meaning
#	RNI	Identifies a reserved name to distinguish it from a user-specified name.

B.5 Attributes

A descriptive tag normally includes the element's generic identifier (GI) and may include attributes as well. The GI is normally a noun; the attributes are nouns or adjectives that describe significant characteristics of the GI. (The use of verbs or formatting parameters, which are procedural rather than descriptive, is strongly discouraged because it defeats the purpose of generalized markup.)

The *particular* attributes allowed for a given element are defined by the type definition, which also determines the range of values that an attribute can have and what the default values are.

B.5.1 Specifying Attributes

A sample tag with two attributes is shown in figure 10.

The attributes follow the GI in the start-tag. Each attribute is specified by giving its *name*, the value indicator delimiter (*vi*), and the attribute *value*. In the example, the attribute named "security" was given the value "Internal Use", and the attribute "sender" was given the value "LTG".

B.5.1.1 Names

Attribute names, such as "security" and "sender" in the example, share certain properties with other kinds of markup language names already encountered, such as entity names and GIs. A name must consist only of characters that have been designated as "name characters", and it must start with one of a subset of the name characters called the "name start" characters.

Normally (that is, in the reference concrete syntax), the name characters are the letters, digits, period, and hyphen, and the name start characters are the letters only. Lower-case letters in a name are normally treated as though they were upper-case, so it makes no difference in which case a name is keyed. In entity names, though, the case is significant.

A name normally has a maximum length of eight characters, but a system could define a variant *quantity set* in which name length and other quantitative characteristics of the language could differ from the reference concrete syntax.

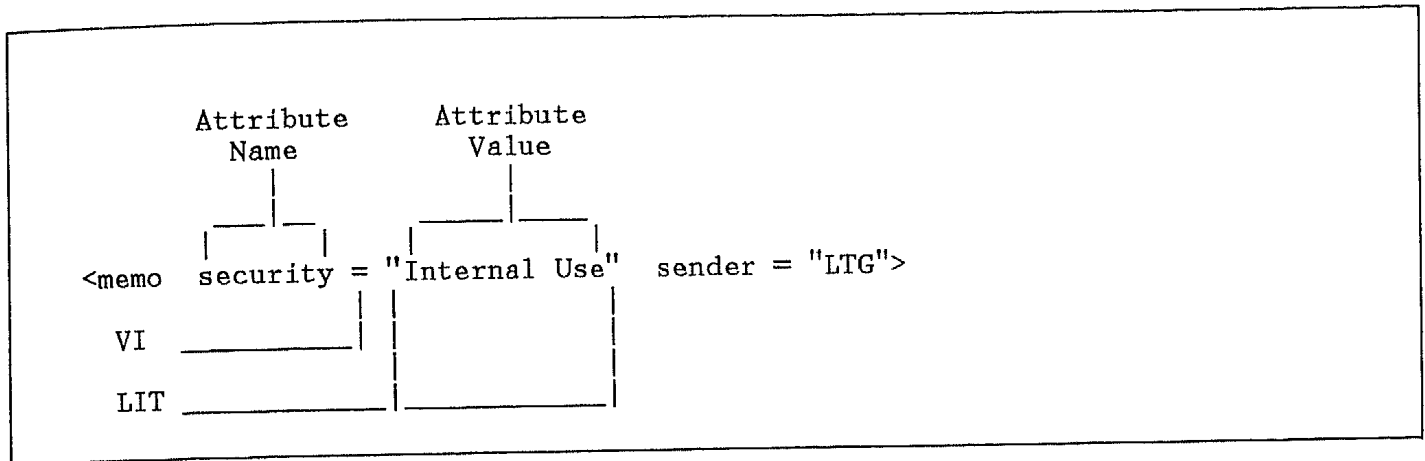


Figure 10 — Start-tag with 2 Attributes

B.5.1.2 Attribute Values

The value of an attribute consists of data characters and entity references, bounded by delimiters called "literal delimiters" (*lit*), which are normally quotation marks ("). Alternative literal delimiters (*lita*), normally apostrophes ('), can also be used, but the two types cannot be paired with one another.

An empty attribute value is indicated by two *lit* delimiters in succession:

```
<listing name=Jones phone="555-1234" altphone="">
```

Record ends and tabs in an attribute value are replaced by spaces. Record start characters are ignored (that is, removed).

The following list summarizes the delimiter roles and their string assignments in the reference delimiter set:

String	Name	Meaning
=	VI	Value Indicator
"	LIT	Literal Delimiter
'	LITA	Literal Delimiter (Alternative)

B.5.2 Declaring Attributes

For every element, the document type definition must contain information that establishes the element's attributes. This is done with an attribute definition list declaration. If there is no attribute definition list for an element, then the element simply has no attributes.

B.5.2.1 Attribute Definition Syntax

The attribute definition list declaration begins with the *associated element type* to which the attribute definition list applies. The declaration can specify a single GI or a group of them, in which case the same attributes apply to all members of the group.

The declaration also includes, for each attribute, an attribute definition consisting of

- the attribute name,
- its allowable values (*declared value*), and
- a default value that will be used if the attribute is not specified in the document and omitted tag markup minimization is in effect (described later).

The attribute list has more parameters than the declarations that have been shown up to now. When dealing with lengthy declarations, it is helpful to add explanatory comments to them. In a markup declaration, comments can occur between any parameters, or a declaration could consist solely of comments.

Comments begin and end with two hyphens, the "comment delimiter" (*com*). One use for comments is to put a heading over the parameters:

```
<!--      ELEMENTS NAME      VALUE      DEFAULT  -->
```

The attribute definition list requires that some of the parameters be repeated for each attribute of the element. As declarations can span record boundaries, a tabular form of entry can be used if desired. The following declarations for the memo element in figure 10 are in tabular form:

```
<!--      ELEMENTS      CONTENT      -->
<!ELEMENT memo      (from, to, subject, body, sig, cc?)>
<!--      ELEMENTS NAME      VALUE      DEFAULT  -->
<!ATTLIST memo      status      (final|draft)"final"
                security CDATA      #REQUIRED
                version NUMBER      "01"
                sender NAME      #IMPLIED
>
```

The meaning of the attribute definition list is as follows:

- status** The "status" attribute must have a value of "final" or "draft". As the attribute was not specified in figure 10, the parser will act as though the default value of "final" was entered.
- security** The "security" attribute has a string of zero or more characters as its value. The keyword "REQUIRED" in the default parameter indicates that the attribute must always be specified in the document.
- version** The value of the "version" attribute must be a string of 1 or more digits. The default value is the string "01".
- sender** The "sender" attribute must have a syntactically valid SGML name as a value. The keyword "IMPLIED" indicates that the attribute is optional, and that the value will be supplied by the application if the attribute is not specified in the document. (In figure 10 it was specified as "LTG".)

Note that delimiters can be omitted from the default value when it is composed entirely of name characters. (The default value parameter keywords begin with the *rni*, so they cannot be confused with application-defined names.) In the above example, the default values "final" and "01" could have been entered without delimiters.

Since the topic of comments was introduced, it should also be noted that an empty markup declaration ("`<!>`") is also a comment. It can be used to separate parts of the source document with no danger of being misinterpreted as a use of the "short reference" feature (discussed later), as a blank record might be.

B.5.2.2 Complex Attribute Values

An attribute value might logically consist of a number of elements. For example, an illustration of output displayed by a computer could have two colors associated with it: green and black. As an attribute can be specified only once in a tag,

```
<display color=black color=green>
```

could not be entered, as it would be an error.

However, by declaring the value "NAMES" for the "color" attribute, both colors can be specified in a single attribute value:

```
<!ELEMENT display (p+)>
<!ATTLIST display color NAMES "white black">
<!>
<display color="black green">
```

The "NAMES" keyword means "a list of one or more SGML names, separated by spaces, record ends, record starts, or horizontal tab characters". Some other declared value keywords that allow lists are:

NUMBERS a list of one or more numbers.
NMTOKENS a list of one or more name tokens (like names, but they need not start with a name start character: for example, "-abc 123 12.3 123a .123").
NUTOKENS a list of one or more number tokens (like name tokens, but the first character must be a digit: for example, "123 12.3 123a 0.123", but not ".123 456").

The singular forms "NMTOKEN" and "NUTOKEN" can be used when only a single token is permitted. (Note that an *rni* is not needed for the declared value parameter keywords, as a user-defined name cannot be specified for that parameter.)

A complex attribute could be avoided altogether in this case by defining two separate attributes:

```
<!ELEMENT display (p+)>
<!ATTLIST display bgcolor NAME "white" fgcolor NAME "black">
<!>
<display bgcolor=black fgcolor=green>
```

B.5.2.3 Name Token Groups

An attribute value can be restricted to a member of a group of unique names or name tokens, called a *name token group*:

```
<!-- ELEMENTS CONTENT -->
<!ELEMENT memo (from, to, subject, body, sig, cc?)>
<!-- ELEMENTS NAME VALUE DEFAULT -->
<!ATTLIST memo status (final|draft)"final"
>
```

Given the above declaration, either

```
<memo status="draft">
```

or

```
<memo status="final">
```

can be specified. Any other value for the "status" attribute would be incorrect.

A name token can appear only once in the attribute definition list that applies to a single element type. It is translated to upper-case in the same way as a name.

B.5.2.4 Changing Default Values

If the default value is specified as "CURRENT", the default will automatically become the most recently specified value. This allows an attribute value to be "inherited" by default from the previous element of the same type. (This effect should be kept in mind when adding or deleting tags that specify a current attribute.)

B.6 Entities

Entity references and parameter entity references have figured prominently in some of the examples that have already appeared. Although an entity has a superficial resemblance to a programming language variable, it is actually a portion of the document, and as such, it is a constant. References permit a number of useful techniques:

- a) A short name can be used to refer to a lengthy or text string, or to one that cannot be entered conveniently with the available keyboard.
- b) Parts of the document that are stored in separate system files can be imbedded.
- c) Documents can be exchanged among different systems more easily because references to system-specific objects (such as characters that cannot be keyed directly) can be in the form of entity references that are resolved by the receiving system.
- d) The result of a dynamically executed processing instruction (such as an instruction to retrieve the current date) can be imbedded as part of the document.

B.6.1 Entity Reference Syntax

There are two kinds of named entity reference. A general entity reference can be used anywhere in the content of elements and delimited attribute values. Parameter entity references can be used within markup declaration parameters that are delimited with *lit* or *lita* delimiters. They can also be used to refer to consecutive complete parameters or group tokens, with their intervening separators.

A general entity reference is a name delimited by an "entity reference open" (*ero*), normally an ampersand, and a "reference close" (*refc*), normally a semicolon:

printed at &site; on

If an entity reference is followed by a space or record end, the *refc* can be omitted:

printed at &site on

A parameter entity reference is the same, except that it begins with a "parameter entity reference open" (*pero*), normally a percent sign. (Incidentally, "normally", in the context of delimiter strings, means "in the reference delimiter set".)

The distinction between general and parameter entities is made so that the document preparer can make up entity names without having to know whether the same names were used by the support personnel who created the markup declarations for the document type.

The following list summarizes the delimiters used in entity references and their character strings in the reference concrete syntax:

String	Name	Meaning
&	ERO	Entity Reference Open
%	PERO	Parameter Entity Reference Open
;	REFC	Reference Close

B.6.2 Declaring Entities

Before an entity can be referred to it must be declared with an entity declaration. There are two main parameters: the *entity name* and the *entity text*. The declaration

```
<!ENTITY uta "United Tyopthetae of America">
```

means that a reference to the name "uta" (that is, "&uta;") in the document will be the equivalent of entering the text "United Tyopthetae of America". The entity text is delimited by *lit* (or *lita*) delimiters (like an attribute value), and is known as a "parameter literal".

An entity does not inherently begin with a record start or end with a record end. If record boundaries are wanted around an entity, they should be put around the entity reference. The source

```
<p>The &uta; is a printing organization.</p>
```

resolves to

```
<p>The United Typothetae of America is a printing organization.</p>
```

while the source

```
<p>Printing organizations:
&uta;
Society of Scientific, Technical, and Medical Publishers
</p>
```

resolves to

```
<p>Printing organizations:
United Typothetae of America
Society of Scientific, Technical, and Medical Publishers
</p>
```

However, if a record end, rather than a *refc*, is used to terminate an entity reference, the following record is concatenated to the entity.

```
&uta
, Inc.
```

resolves to

```
United Typothetae of America, Inc.
```

B.6.2.1 Processing Instructions

A processing instruction can be stored as an entity. It will be ignored when the entity is created but executed when a reference to the entity occurs.

```
<!ENTITY page PI "newpage; space 3" >
```

The keyword "PI" indicates that the entity will be interpreted as a processing instruction when referenced.

B.6.2.2 Entities with Entity References

A parameter entity is declared by specifying a *pero* as the first parameter, ahead of the entity name:

```
<!ENTITY % bullet "o" >
```

Parameter entities can be referenced within a parameter literal:

```
<!ENTITY prefix "%bullet; " >
```

The reference to "%bullet;" is resolved when the "prefix" entity is declared. It is not resolved on each reference to the "prefix" entity.

B.6.2.3 External Entities

In many text processing systems, there are multiple classes of storage, such as files, library members, macro definitions, and symbols for text strings. Such system dependencies can be kept out of the body of the document by referencing external storage objects as entities:

```
<!ENTITY part2 SYSTEM>
```

If the entity name is not sufficient to enable the system to identify the storage object, additional information (called the "system identifier") can be specified:

```
<!ENTITY part2 SYSTEM "user.sectionX3.textfile" >
```

The system identifier is delimited in the same manner as a parameter literal. The nature and syntax of the system identifier depends on a component of an SGML system called the *entity manager*, whose job it is to convert entity references into real system addresses.

B.6.2.4 Public Entities

An external entity that is known beyond the context of an individual document or system environment is called a "public entity". It is given a "public identifier" by an international, national, or industry standard, or simply by a community of users who wish to share it.

One application of public entities would be shared document type definitions. Another would be shared "entity sets" of entity declarations that support the graphic symbols and terminology of specialized subject areas, such as mathematics or chemistry.

Public entities are declared in a manner similar to other external entities, except that a "public identifier specification" replaces the keyword "SYSTEM":

```
<!ENTITY % ISOgrk1
PUBLIC "ISO 8879-1986//ENTITIES Greek Letters//EN">
```

The specification consists of the keyword "PUBLIC", the public identifier, which is delimited like a literal, and an optional system identifier (omitted in the example). The public identifier can contain only letters, digits, space, record ends and starts, and a few special characters; they are collectively known as the "minimum data" characters.

B.7 Characters

Each character in a document occupies a position in the document's *character set*. The total number of positions depends on the size of the *code set*; that is, on the number of binary digits ("bits") used to represent each character.

For example, the character set known as ISO 646 International Reference Version (ISO 646 IRV) is a 7-bit set. There are 128 *bit combinations* possible with 7 bits, ranging from the values 0 through 127 in the decimal number base. In 8-bit sets, 256 bit combinations are possible. The position number, or *character number*, is the base-10 integer equivalent of the bit combination that represents the character.

It is also possible to employ "code extension techniques", in which a bit combination can represent more than one character. Use of such techniques with SGML is discussed in clause E.3.

B.7.1 Character Classification

Many character sets have been defined, to accommodate a variety of national alphabets, scientific notations, keyboards, display devices, and processing systems. In each, the sequence of bit combinations is mapped to a different repertoire of digits, letters, and other characters. Any character set large enough to represent the markup characters (name characters, delimiters, and function characters) and the minimum data characters, can be used in an SGML document.

SGML classifies the characters as follows:

function characters The record end and record start, which have already been explained, are function characters, as is the space. The reference concrete syntax adds the horizontal tab (**TAB**), which is used to separate tokens in markup declarations and tags (along with the space, **RS**, and **RE** characters). Function characters can also serve as data characters, and can occur in short reference delimiters (explained later).

<i>name characters</i>	These are characters that can be used in a name. They always include the upper-case and lower-case letters A through Z and the digits 0 through 9; the reference concrete syntax adds the period and hyphen. Each name character (other than the digits and upper-case letters) has an associated upper-case form that is used for case substitution in names (except for entity names, in the reference concrete syntax). A subset of the name characters, called the <i>name start characters</i> , consists of the lower-case and upper-case letters, plus any other characters that a concrete syntax allows to start a name.
<i>delimiter set</i>	These are characters that, in varying contexts, will cause the text to be construed as markup, rather than as data.
<i>non-SGML characters</i>	These are characters that a document character set identifies as not occurring in SGML entities, chosen in part from candidates specified by the concrete syntax. The reference concrete syntax, for example, classifies the control characters in this way (except for the few that are used as function characters). Non-SGML characters occur in non-SGML data (such as images) that are in external entities, and in the "envelope" of the file systems, data streams, etc., that contain or transmit the document. A system can also use them for its own purposes, such as padding or delimiting during processing, as there is no possibility of confusing them with markup or data characters.
<i>data characters</i>	All other characters, such as punctuation and mathematical symbols that are not used as delimiters, are data characters. (Markup characters can also be data, when they occur in a context in which they are not recognized as markup. Such data is called "parsed character data".)

B.7.2 Character References

It is rarely convenient, or even possible, to enter every character directly:

- There may be no key for it on the entry device.
- It may not be displayable.
- It may be a non-SGML character that cannot occur directly as a markup or data character.
- It may be a function character that you want treated as data, rather than given its SGML function.

For such situations, a technique called a "character reference" is available to enter the character indirectly. (For visibility, the following illustrations will use a character that could have been keyed, the hyphen.) The two declarations in the following example are equivalent in any character set in which the hyphen is character number 45:

```
<!ENTITY hyphen "-" >
<!ENTITY hyphen "&#45;" >
```

In the entity declarations illustrated so far, the literals contained only *character data* as the entity text. In the above example, the second declaration contains a character reference. The character reference begins with a "character reference open" delimiter (&#) and ends with a *refc* delimiter, but instead of a name it contains a character number.

A literal can have a mix of character data and character references. The following declarations are also equivalent:

```
<!ENTITY finis "-|- " >
<!ENTITY finis "&#45;|#45;" >
```

Character references can also be entered directly in attribute values and data content, just as entity references can.

The function characters can also be referenced by named character references: &#RS;, &#RE;, &#SPACE;, and &#TAB;. This form of reference is used when the character's function is wanted; the character number form is used to avoid the function and enter the character as data.

The following list summarizes the delimiters used in character references and their character strings in the reference concrete syntax:

String	Name	Meaning
&#	CRO	Character Reference Open
;	REFC	Reference Close

B.7.3 Using Delimiter Characters as Data

The Standard Generalized Markup Language does not compel the use of particular characters as delimiters. Instead, it defines delimiter *roles* as part of an "abstract syntax" and allows character strings to be assigned to them as part of a concrete syntax definition. Although there are many such roles, the user's ability to enter data characters freely is essentially unimpeded because:

- Most of the delimiters occur only within markup declarations or tags; only a few occur in the content of elements.
- The same characters are used for more than one role.
- The delimiter roles that are meaningful in content are contextual; they will only be recognized when followed by an appropriate contextual sequence (or are otherwise enabled). For example, the *ero* is only recognized when it is followed by a name start character.
- Most delimiters are multicharacter strings, which reduces the chance of their occurring as data.
- A multicharacter delimiter or a "delimiter-in-context" will not be recognized if an entity starts or ends within it.

Because of the last point, ambiguity can always be avoided by using a reference to enter the data character. Only two entities are needed for most situations in the reference delimiter set, and three more will handle the special cases:

```
<!ENTITY amp "&" >
<!ENTITY lt "<" >
```

The entity references "&#" and "<" can be used freely in text whenever the ampersand or less-than sign are wanted, as the use of the reference terminates a delimiter-in-context.

```
<!ENTITY rsqb "]" >
```

The right square bracket entity can be used similarly to avoid recognition of a marked section end (discussed later).

```
<!ENTITY sol CDATA "/" >
```

The solidus is a valid delimiter only when the SHORTTAG feature is used (explained later), and even then it must specifically be enabled for an element. As the delimiter is a single character and requires no contextual sequence, the entity reference alone is not enough to assure that it will be treated as data. The "CDATA" keyword is therefore specified; it causes an entity's text to be treated as character data, even though it may look like a delimiter.

```
<!ENTITY quot "'" >
```

The """ (quotation mark) entity is needed only for the rare instance in which both the *lit* and *lita* delimiter characters occur as data in the same literal. Normally, if a literal contained the *lit* character, it would be delimited with *lita* delimiters, and vice versa.

B.8 Marked Sections

A *marked section* is a section of a document that is entered as a parameter of a *marked section declaration* in order to label it for a special purpose, such as disabling delimiters within it, or ignoring the section during certain processing runs.

B.8.1 Ignoring a Marked Section

If a document is processed on two different systems, a processing instruction that applies to one will not be understood by the other. The markup parser can be made to ignore one of the instructions if the section of the document that contains it is marked as a section to be ignored:

```
<![ IGNORE [ <?instruction for System A> ] ]>
```

The marked section declaration in the example consists of five parts:

- a) the *marked section start*, which consists of the *mdo* delimiter followed by the "declaration subset open" delimiter (*dso*), normally a left square bracket;

```
<![
```

- b) the *status keywords*, in this case, the single keyword "IGNORE";

```
IGNORE
```

- c) another "declaration subset open" delimiter (*dso*) to indicate the start of the marked section content;

- d) the content;

```
<?instruction for System A>
```

- e) and the *marked section end*, consisting of the "marked section close" delimiter (*msc*), normally two right square brackets (to balance the two *dso* delimiters) followed by the *mdc*.

```
]]>
```

The processing instruction for the other system would be marked as one to be included:

```
<![ INCLUDE [
<?instruction for System B>
]]>
```

Sending the document to system A requires exchanging the status keywords for the two sections. This can be done most easily by using two parameter entities, one for each processing system. One entity would contain the character string "IGNORE" and the other would contain "INCLUDE":

```
<!ENTITY % systema "IGNORE" >
<!ENTITY % systemb "INCLUDE" >
```

The "IGNORE" keyword would not be used directly in any marked section declaration. Instead, there would be a reference to one of the two system-dependent entities. Given the previous declarations, the instruction for "System A" in the following example will be ignored, while the one for "System B" will be executed:

```
<![%systema;[<?instruction for System A>]]>
<![%systemb;[<?instruction for System B>]]>
```

Every other marked section in the document that refers to "%systema;" or "%systemb;" will be affected similarly.

Now, if the two entity declarations are reversed, as follows,

```
<!ENTITY % systema "INCLUDE" >
<!ENTITY % systemb "IGNORE" >
```

every marked section in the document that refers to "%systemb;" will be ignored.

Note that even though the section content is ignored, enough parsing is done to recognize nested marked section starts and ends, so the correct end will be used for the section.

B.8.2 Versions of a Single Document

A document could be published in multiple versions whose text differs slightly. SGML allows all versions of such a document to be processed without duplicating the text of the common portions. The version-dependent text is entered in marked sections, using the technique just described, while the common text is not:

```
<![ %v1; [text for version 1]]>
<![ %v2; [text for 2nd version]]>
common text for both versions
<![ %v1; [more text for version 1]]>
<![ %v2; [more text for 2nd version]]>
```

Now, if the following entity declarations are defined:

```
<!ENTITY % v1 "INCLUDE" >
<!ENTITY % v2 "IGNORE" >
```

version 1 will be processed, as follows:

```
text for version 1
common text for both versions
more text for version 1
```

If the entity declarations are reversed:

```
<!ENTITY % v1 "IGNORE" >
<!ENTITY % v2 "INCLUDE" >
```

version 2 will be processed, as follows:

```
text for 2nd version
common text for both versions
more text for 2nd version
```

B.8.3 Unparsable Sections

A marked section can be labeled as one that is not to be parsed:

```
<![ CDATA [
<?instruction>
<p>A paragraph with an &entityx;
reference that is not recognized.</p>
<?instruction>
]]>
```

The content of the section is treated as character data, so the two processing instructions and the entity reference will not be recognized or processed as such.

If it is necessary to resolve entity references and character references while ignoring other delimiters, the content can be treated as *replaceable character data* like this:

```
<![ RCDATA [
<?instruction>
<p>A paragraph with an &entityx;
reference that is recognized.</p>
<?instruction>
]]>
```

CDATA and RCDATA marked sections are not nestable, as are IGNORE marked sections. The first marked section end will terminate them.

B.8.4 Temporary Sections

A marked section can be flagged as temporary for easy identification and removal:

```
<![TEMP[<?newpage>]]>
```

Such sections are useful for temporary "fixes" when a processor does not get things quite right.

B.8.5 Keyword Specification

To facilitate keyword entry with entity references, the four status keywords and "TEMP" can be used concurrently, and duplicates are permitted. This allows multiple entity references to be used in a single marked section declaration with no possibility of an error being caused by their resolving to conflicting or duplicate keywords.

The status keywords are prioritized as follows:

```
IGNORE
CDATA
RCDATA
INCLUDE
```

If no status keyword is specified, "INCLUDE" is assumed.

B.8.6 Defining a Marked Section as an Entity

A marked section can be defined as an entity so it can be incorporated at many points in the document:

```
<!ENTITY phrasel MS
"RCDATA[
a repeated phrase with
a <tag> example
" >
```

Given this declaration, the input

```
This is &phrasel; in it.
```

will resolve to

```
This is <![RCDATA[
a repeated phrase with
a <tag> example
]]> in it.
```

The "<tag>" was not recognized as markup because of the "RCDATA" keyword on the marked section declaration.

Note that there was no record start before the marked section nor a record end after it. The following example would have produced them:

This is
&phrasel;
in it.

A marked section is not parsed or processed as such when the entity is defined. The marked section start and marked section end are added automatically.

B.9 Unique Identifier Attributes

A *unique identifier* ("ID") is an attribute that names an element to distinguish it from all other elements. An SGML markup parser can perform common processing for ID attributes, thereby minimizing the implementation effort for procedures.

The purpose of IDs is to allow one element to refer to another: for example, to allow a figure reference to refer to a figure. Normally, the procedure for the figure would associate some data with the ID (such as the figure number). The figure reference procedure would retrieve the data and print it.

Although the markup parser is normally unaware of the meaning of particular attributes, it can be told when an attribute is a unique identifier:

```
<!--      ELEMENT          CONTENT          -->
<!ELEMENT figure          (figbody, figcap)>
<!--      ELEMENT  NAME    VALUE          DEFAULT -->
<!ATTLIST figure  id      ID              #IMPLIED>
```

Only one ID attribute is allowed for an element.

The value of a unique identifier attribute must be a name that is different from the value of any other ID attribute in the document. As with most names, the upper-case form is used, regardless of how it was entered.

The element that does the referencing must have a "unique identifier reference" attribute, indicated in the declared value by the "IDREF" keyword:

```
<!--      ELEMENT          CONTENT          -->
<!ELEMENT figref          EMPTY>
<!--      ELEMENT  NAME    VALUE          DEFAULT -->
<!ATTLIST figref  refid   IDREF          #IMPLIED>
```

The value of an ID reference attribute must be a name that is the same as that of some element's ID attribute. As usual, the upper-case form of the name is employed.

B.10 Content Reference Attributes

Some documents are formatted and printed as separate chapters. Separate formatting prevents automatic figure references across chapter boundaries, although they would still be possible within a chapter. An element definition could support the two types of figure reference by specifying that the content could sometimes be empty (the intra-chapter case), and that at other times it will be entered explicitly (the cross-chapter case).

The condition for emptiness is the specification of an attribute that is designated in the attribute definition as a "content reference" attribute. (Everything else about the attribute behaves in its usual manner.) The designation is made by entering the keyword "#CONREF" as the default value:

```
<!--      ELEMENTS          CONTENT          -->
<!ELEMENT figref          (fignum, #PCDATA)>
<!--      ELEMENTS  NAME    VALUE          DEFAULT -->
<!ATTLIST figref  refid   IDREF          #CONREF>
```

The keyword means that the attribute is a content reference attribute, and also that it is an impliable attribute (the same as if the default value were "#IMPLIED").

In the following example, the first "figref" has empty content, while the second has both a "fignum" and a character string:

```
Here is text with a generated figure reference to
<figref refid=figdavis>and a user-entered
reference to <figref><fignum>A-1</fignum>in the
Appendix</figref> as well.
```

The first "figref" did not (and could not) have an end-tag because the element was identified as empty by the explicit content reference.

An element that just happens to be empty because its content model is optional and no content is entered is not treated in this way. Such an incidentally empty element must have an end-tag (unless markup minimization is used, as explained later), because it is impossible to tell from the start-tag whether an instance of the element is actually empty.

It would be pointless (and is therefore prohibited) to designate a content reference attribute for an element that is declared to be empty.

To summarize (and expand slightly): content reference attributes can be designated for any element type that is not declared empty. When one or more such attributes has an explicit value specified on the start-tag, that instance of the element is considered empty, and no end-tag is permitted for it.

B.11 Content Model Exceptions

The content model specifies the elements that occur at the top level of the content (the subelements). However, there are instances when it may be necessary to refer to elements that are further down. An optional parameter of the element declaration, called the "exceptions" parameter, is used for this purpose.

B.11.1 Included Elements

In an indexed book, entry elements for the index could be interspersed anywhere in the source. During formatting, the procedures would collect, sort, and merge them, along with their page numbers, and print the index.

It is cumbersome to express the relationship of the book to its index entries in the usual way, as the entries would have to be included in almost every model group. Instead, the exceptions parameter can be employed:

```
<!--      ELEMENTS  CONTENT (EXCEPTIONS)? -->
<!ELEMENT textbook (front?, body, rear?) +(entry)>
```

The plus sign is the *plus* delimiter. Here it means that index entries can occur anywhere in a textbook, even among the data characters. This portion of an exceptions parameter is called an "inclusion" group.

(Incidentally, the question mark on the heading comment is just a reminder that the exceptions parameter is optional.)

B.11.2 Excluded Elements

It might be desirable to keep some element from showing up at any level of an element being defined. For example, figures could be kept from nesting with the following declaration:

```
<!--      ELEMENTS  CONTENT (EXCEPTIONS)? -->
<!ELEMENT fig      (figbody, figcap?) -(fig)>
<!ELEMENT figbody  (artwork | p+)      >
<!ELEMENT p        (#PCDATA | fig)     >
>
```

The content model clearly does not allow a figure to occur at the top level of another figure, but the figure body could contain a paragraph that could contain a figure. The exceptions parameter with the *minus* prefix (hyphen) prevents such occurrences; it is called an "exclusion" group.

A GI can be in an exclusion group only if its token in all affected model groups has an *opt* or *rep* occurrence indicator, or is in an *or* group or an applicable inclusion group. In other words, you cannot exclude anything with an exclusion group that the model group requires to be in the document. It follows from this that you cannot use an exclusion group to change the required or optional status of a token; for example, you cannot exclude all the members of a required *or* group, thereby rendering it no longer required.

It is possible to specify both exclusion and inclusion exception groups, in that order.

```
<!--      ELEMENTS  CONTENT (EXCEPTIONS)? -->
<!ELEMENT fig      (figbody, figcap?) -(fig|xmp) +(gloss)>
```

If the same GI is in both an exclusion and an inclusion group, whether in the same content model or in the content models of different open elements, its presence in the exclusion group governs.

B.12 Document Type Declaration

The document type of an SGML document is identified by a "document type declaration", which occurs in the "prolog" of the document, before any data. The element, attribute list, and other declarations that have been discussed, which constitute the document type definition, are grouped in a parameter called the "declaration subset":

```
<!DOCTYPE manual [
  <!ELEMENT manual (front?, body, rear?) +(entry)>
  <!-- Remainder of declarations constituting the
        document type definition go here. -->
]>
```

The left and right square brackets are the "declaration subset open" (*dso*) and "declaration subset close" (*dsc*) delimiters, respectively.

The part of an SGML document that occurs after the prolog, and which contains the data and descriptive markup, is called an "instance" of the document type (or just "document instance").

If, as is usual, a number of documents conform to the same document type definition, a single copy of the definition can be kept in an external entity and referenced from the documents. The entity can simultaneously be declared and referenced by specifying an external identifier on the document type declaration:

```
<!DOCTYPE manual PUBLIC "-//Cave Press//DTD Manual//EN">
```

Where the entire definition is external, as in the above example, no declaration subset is needed. Normally, an external definition and a subset are used together, with the subset containing things like entity declarations that apply only to the one document.

```
<!DOCTYPE manual PUBLIC "-//Stutely Press//DTD Manual//EN" [
  <!ENTITY title "AIBOHPHOBIA: Fear of Palindromes">
  <!-- Remainder of local declarations supplementing
        the document type definition go here. -->
]>
```

The external entity is technically considered part of the subset, as if a reference to it occurred just before the *dsc*. This allows the declarations in the document to be executed first, which gives them priority over those in the external entity.

B.13 Data Content

The data content of a document is the portion that is not markup. It has two major characteristics:

- a) Its *representation* determines whether the markup parser can scan it.

There are two main classes: character data, in which the bit combinations represent characters, and bit data, in which the bit combinations (singly or collectively) usually represent binary values.

- b) Its *notation* determines how the character or bit strings will be interpreted by the procedures.

In a natural language notation, for example, the character string "delta" might be interpreted as an English word, while in a scientific notation it could be interpreted as a single graphic, a Greek letter.

B.13.1 Data Content Representations

The Standard recognizes two data representations: character data that conforms to the Standard, and non-SGML character or bit data that does not.

B.13.1.1 Character Data (PCDATA, CDATA, and RCDATA)

In character data, each bit combination represents a character in the document character set.

Before a character can be considered character data, it normally must be parsed to determine whether it is markup. Such characters are represented in a model group by the keyword "PCDATA".

In a paragraph with the following structure, a character could either be data or part of a "phrase" or "quote" element tag:

```
<!ELEMENT p (#PCDATA | phrase | quote)* >
```

A character could also be part of a markup declaration, processing instruction, entity reference, or other markup that is allowed in the content of an element. Only if it is not a tag or other markup would it be treated as data and passed to a procedure for processing.

A character used for markup is not normally passed to a procedure, but when the optional "DATATAG" feature (discussed later) is used, a character could be both markup *and* data. A space, for example, could serve as the end-tag for a word and still be part of the data of the sentence in which the word occurs.

It is also possible to enter character data directly, without it being parsed for markup in the usual way. An element declaration can declare its content to contain character data by specifying a keyword, rather than a content model:

```
<!ELEMENT formula CDATA >
```

Note that no *rni* was required, because a user-defined name cannot be specified for this parameter (except within model group delimiters).

If an element contains declared character data, it cannot contain anything else. The markup parser scans it only to locate an *etago* or *net*; other markup is ignored. Only the correct end-tag (or that of an element in which this element is nested) will be recognized.

A variation of CDATA, called *replaceable character data*, is specified with the keyword "RCDATA". It is like CDATA except that entity references and character references are recognized.

B.13.1.2 Non-SGML Data (NDATA)

Non-SGML data is data that is not parsable in accordance with this Standard. It is either data in an undefined character set, bit data, or some mix of the two. In undefined character set data, the bit combinations represent characters, but not in the document character set. In bit data, the bit combinations, although they can be managed as characters, do not represent a character repertoire in the usual way.

As non-SGML data cannot be scanned by the markup parser, and may contain bit combinations that could, for example, erroneously cause the operating system to terminate the file, it must be stored in an external entity. Its location is made known to the parser by an entity declaration, in the usual manner, except for additional parameters identifying it as non-SGML data:

```
<!ENTITY japan86 SYSTEM NDATA kanji>
```

Non-SGML data can be entered only in general entities whose declaration specifies the NDATA keyword and the name of a data content notation (explained later). Such an entity can be referenced with a general entity reference anywhere in the content that a reference is recognized and a data character could occur.

If it is desired to associate attributes with the non-SGML data, a dedicated element type can be defined for it. An NDATA element must have empty content and an attribute definition for an "ENTITY" ("general entity name") attribute whose value is the name of the external entity.

```
<!ELEMENT japanese EMPTY>
<!ATTLIST japanese file ENTITY #REQUIRED
                subject (poetry|prose) prose
>
```

The markup for a "japanese" element includes the entity name as the value of the "file" attribute:

```
<japanese file="japan86">
```

An external entity attribute can be defined for any element, even one with a content model. The application determines, as with all attributes, how its value relates to the element content for the processing being performed.

B.13.2 Data Content Notations

The difference between one type of non-SGML data and another (or one kind of character data and another, for that matter) lies in the data content notation. The notation is not significant to the markup parser, but it is quite significant to humans and procedures.

An enormous number of data content notations are possible. However, they tend to fall into a few distinct classes.

B.13.2.1 Notations for Character Data

Some common classes of notation for character data are natural languages, scientific notations, and formatted text.

Natural Languages:

When a natural language notation is used, the procedures interpret the characters as implicitly marked text elements. For example, a sequence of characters bounded by interword spaces could be recognized as a "word" element, a sequence of words terminated by suitable punctuation as a "phrase" or "sentence" element, and so on. In such notations, an **RE** is usually interpreted as an interword space.

For additional flexibility, a natural language text notation can be supplemented by explicit markup for specialized variants of elements that are normally implicit (for example, quoted phrases, programming keywords, emphasized phrases).

In conventional text processing systems, implicit markup conventions and the trade-offs between explicit and implicit markup are built in. In SGML, the data tag markup minimization feature (discussed later) allows a user to specify the extent to which such elements will be recognized by the markup parser and the extent to which they will be interpreted by the procedures as part of the data content notation.

Natural language notations occur in elements such as paragraphs, list items, and headings. The content is usually *mixed content*, in which data characters are intermixed with subelements.

Scientific Notations:

These notations look like natural language notations, but the words and phrases are meaningful to the application. In a mathematical notation, for example, the phrase "3 over 4" could be interpreted as the fraction "3/4".

Scientific notations occur in elements such as formulas, equations, chemical structures, formal grammars, music, and so on. The element content is usually CDATA or RCDATA, which allows systems that cannot interpret the scientific notation to process the element as if a natural language notation had been used.

Formatted Text:

Formatted text notations are similar to natural language notations, and features of both might be incorporated in a single notation. Their purpose is to identify elements of the "layout structure" produced by a previous formatting application. Formatted text notations include character sequences that identify formatted line endings, spaces and hyphens introduced for alignment purposes, font change codes, superscripts and subscripts, etc.

These notations are found in the same element types as natural language notations (paragraphs, headings, etc.) and, when the optional concurrent document type feature is used (discussed later), in elements of the layout structure of the formatted document. The content is normally mixed content.

B.13.2.2 Notations for Non-SGML Data

In NDATA entities, the bit combinations (singly or collectively) can represent undefined characters, binary values, or a mixture of binary values and characters.

Undefined Characters:

Natural language, scientific, and formatted text notations are found in NDATA just as in CDATA, but in other than the document character set. The data could, for example, employ code extension techniques that assign multiple bit combinations to a single character, while the document character set does not. Such a scheme is used for languages that require more characters than there are bit combinations in the document character set.

Binary Values:

Binary values can be interpreted as grey scale or color values for pixels in an image, digitized audio, musical wave forms, or as other sets of numeric or logical values. The principal application of binary value notations in text processing is in the representation of illustration elements: half-tones, photographs, etc.

Record boundaries are frequently ignored in binary notations, but need not be.

Mixed Binary and Character:

A scientific or formatted text data notation could use a mixture of characters and binary fields. Such notations are treated as unparsable NDATA notations because bit combinations in the binary fields could erroneously be interpreted as markup delimiters.

B.13.2.3 Specifying Data Content Notations

The set of data content notations used in the document must be declared with *notation declarations*. Each declaration specifies the name of a data content notation used in the document, together with descriptive information about it:

```
<!NOTATION eqn PUBLIC "-//local//NOTATION EQN Formula//EN">
<!NOTATION tex PUBLIC "-//local//NOTATION TeX Formula//EN">
<!NOTATION lowres SYSTEM "SCAN.MODULE" -- Low resolution scan -->
```

An element's data content notation is specified with a notation attribute. The attribute's declared value is the keyword "NOTATION" followed by an additional parameter, a name group:

```
<!-- ELEMENTS CONTENT -->
<!ELEMENT formula RCDATA>
<!-- ELEMENTS NAME VALUE DEFAULT -->
<!ATTLIST formula data NOTATION(eqn|tex) #REQUIRED>
<!--
<formula data="eqn">3 over 4</formula>
```

The name group contains the valid values of the attribute.

B.14 Customizing

Many of the characteristics of the Standard Generalized Markup Language can be tailored to meet special needs.

B.14.1 The SGML Declaration

The tailoring of a document is described in its *SGML declaration*, a markup declaration that appears as the first thing in a document. The SGML declaration is normally provided automatically by the markup parser, but if a document's tailoring differs from what a processing system expects, the SGML declaration must be entered explicitly.

There are two main categories of tailoring: using optional features of SGML and defining an variant concrete syntax.

B.14.1.1 Optional Features

There are eleven optional features that can be used:

SHORTREF	Short entity reference delimiters
CONCUR	Concurrent document type instances
DATATAG	Data tag minimization
OMITTAG	Omitted tag minimization
RANK	Omitted rank suffix minimization
SHORTTAG	Short tag minimization
SUBDOC	Nested subdocuments
FORMAL	Formal public identifiers
SIMPLE	Simple link process
IMPLICIT	Implicit link process
EXPLICIT	Explicit link process

They are described in annex C.

B.14.1.2 Variant Concrete Syntax

The heart of SGML is the "abstract syntax" that defines the manner in which such markup constructs as generic identifiers, attributes, and entity references are used. The delimiter characters, declaration names and keywords, length restrictions, etc., that have been discussed in this Annex constitute a particular mapping of the abstract syntax to a real set of characters and quantities, known as the "reference concrete syntax".

SGML allows a document to employ a variant concrete syntax to meet the needs of system environments, national languages, keyboards, and so on. The characteristics of the concrete syntax are declared on the SGML declaration in the following categories:

- a) Delimiter assignments, including short entity reference delimiters.
- b) Character use, including identification of function characters and candidates for non-SGML characters.
- c) Naming rules, including name character alphabet and case translation.
- d) Definition of substitute declaration names, keywords, and other reserved names.
- e) Quantitative characteristics, such as the maximum length of names and attribute values.

B.14.2 Impact of Customization

An SGML document that uses the reference concrete syntax and no features (known as a "minimal SGML document") will be interchangeable among all SGML systems. Over time, though, it is expected that other combinations of features and variant concrete syntaxes will come into wide use. Some possibilities are:

- a) Documents that are keyed directly by humans for publishing applications will probably use the SHORTREF, SHORTTAG, and OMITTAG features. (Those that use only these features and the reference concrete syntax are known as "basic SGML documents".)
- b) Documents that will be used for linguistic analysis or in connection with structured data bases will probably use the DATATAG feature.
- c) Documents produced by intelligent word processors will probably use little minimization. Such systems will also employ the concurrent document type feature so that unformatted "logical structures" and formatted "layout structures" can be represented simultaneously.
- d) User organizations will define feature menus to meet their special requirements.

B.15 Conformance

A document that complies with this International Standard in every respect is known as a "conforming SGML document". A system that can process such a document is known as a "conforming SGML system". This International Standard sets no requirements on the architecture, the method of implementation, or the handling of markup errors, employed by conforming systems.

Annex C

Additional Concepts

(This annex does not form an integral part of this International Standard.)

This annex introduces the optional features that can be used in an SGML document. There are three categories: markup minimization, link type, and other features.

— Markup minimization features

These features allow markup to be minimized by shortening or omitting tags, or shortening entity references. Markup minimization features do not affect the document type definition, so a minimized document can be sent to a system that does not support these features by first restoring the omitted markup.

The features are SHORTTAG, OMITTAG, SHORTREF, DATATAG, and RANK.

— Link type features

These features allow the use of "link process definitions", which specify how a source document should be processed to produce a result document of another type (such as a formatted document).

Link processes are specified in *link type declarations*, which are independent of document type declarations or any other markup. However, they must be removed before sending a document to a system that does not support these features.

The link type features are SIMPLE, IMPLICIT, and EXPLICIT, which refer to the degree of control that can be exercised in specifying the result document.

— Other features

These features allow elements and entities to be redefined for different parts of the document, and public identifiers to be interpreted for automatic processing. They do affect the document type definition, so a document using these features may require modification before sending it to a system that does not support them.

The features are CONCUR, SUBDOC, and FORMAL.

Use of the optional features is indicated on the feature use parameter of the SGML declaration (except for SHORTREF, whose use is indicated by the concrete syntax, and by its own "short reference mapping" declarations).

C.1 Markup Minimization Features

The markup minimization features are:

SHORTTAG	means short tags with omitted delimiters, attribute specifications, or generic identifiers may be used.
OMITTAG	means some tags may be omitted altogether.
SHORTREF	means short reference delimiters may be used instead of complete entity references.
DATATAG	means data characters may serve simultaneously as tags.
RANK	means element ranks may be omitted from tags.

C.1.1 SHORTTAG: Tags With Omitted Markup

A short tag is one from which part or all of the usual markup has been omitted.

C.1.1.1 Unclosed Short Tags

The **tagc** can be omitted from a tag that is immediately followed by another one.

For example, this markup:

```
<chapter><p>A short chapter.</p></chapter>
```

can be abbreviated to this:

```
<chapter<p>A short chapter.</p</chapter>
```

by omitting the **tagc** from the "chapter" start-tag and the "p" end-tag.

C.1.1.2 Empty Tags

An empty short tag is one in which no GI or attributes are specified; the tag consists solely of its delimiters. The parser assumes, for an empty end-tag, that the GI is the same as that of the most recent open element. For example, the following would be equivalent with short tag minimization:

```
This is a <q>quoted</q> word.
This is a <q>quoted</> word.
```

For empty start-tags, when the omitted tag feature is not also enabled, the parser uses the GI of the most recently ended element and the default values of the attributes. Using both empty start- and end-tags, a list could be marked up as follows:

```
<!ELEMENT -- CONTENT                EXCEPTIONS? --
 1 list      (item+)
 2 item      (p | list)*
 >
<list>
<item>This is the first item (what else ?)</>
<>This is the second item.</>
<>This is the third and last item.</>
</list>
```

(See C.1.2.6 for use of the short tag feature when the omitted tag feature is enabled.)

Markup can be reduced further by using the single character "null end tag" (*net*) delimiter (normally "/") that is enabled by the short tag feature. A *net* is interpreted as an empty end-tag only for an element in which it was also used as (that is, in place of) the **tagc** delimiter.

```
<p>This paragraph has
a <q/quotation/ in it and
a solidus (/) that is data.</p>
```

The following list summarizes the delimiters used with the short tag feature and their character strings in the reference delimiter set:

String	Name	Meaning
/	NET	Null end-tag.

C.1.1.3 Attribute Minimization

All or part of an attribute specification list can be omitted under the following circumstances:

Value Delimiters:

The delimiters can be omitted from the specification of an attribute value if the value is limited to name characters.

```
<standard security=public>
```

Note that entity references are not permitted in such attribute values.

Defaulting:

If an attribute was declared with an actual default value, or the keywords "#IMPLIED" or "#CONREF", the complete specification for it can be omitted. The attribute will be treated as though the default value had been specified for it. (This rule also applies to current attributes after they have once been specified.)

Names:

An attribute's name and *vi* delimiter can be omitted if its declared value included a *name group* or *name token group*.

This form of minimization is useful when the attribute values imply the attribute name. A memo, for example, might have a "status" attribute whose value was either "draft" or "final".

```
<!--      ELEMENTS          CONTENT          -->
<!ELEMENT memo
<!--      ELEMENTS NAME    VALUE          DEFAULT -->
<!ATTLIST memo      status (final|draft) final >
```

The usual markup for the attribute:

```
<memo status="draft">
```

would be cumbersome in this instance, since "draft" implies "status". With SHORTTAG minimization, however, either

```
<memo status="draft">
```

or

```
<memo status=draft>
```

or

```
<memo draft>
```

could be entered in the document.

Omitting attribute names tends to make the document markup more ambiguous. This effect can be ameliorated if the groups are kept small and the name tokens chosen are descriptive adjectives that imply the attribute name (for example, "NEW | REVISED", "SECRET | INTERNAL | PUBLIC"). In the following example, the "compact" attribute is better from this standpoint than is "emphasis":

```
<!--      ELEMENTS          CONTENT          -->
<!ELEMENT list
<!--      ELEMENTS NAME    VALUE          DEFAULT -->
<!ATTLIST list      compact (compact) #IMPLIED
                  emphasis (0|1|2|3) 0
>
```

C.1.2 OMITTAG: Tags May be Omitted

A type definition establishes the possible variations in structure among documents of its type. An individual document, therefore, need not contain as much markup.

C.1.2.1 Tag Omission Concepts

Assume that a class of magazine article documents, with a GI of "article", has the following type definition:

```

<!--      ELEMENTS  CONTENT                                >
<!ELEMENT article  (title, body)                          >
<!ELEMENT title    (#PCDATA)                              >
<!ELEMENT body     (p*)                                    >
<!ELEMENT p        (#PCDATA | list)*                       >
<!ELEMENT list     (item+)                                 >
<!ELEMENT item     (#PCDATA, (p | list)*)                 >

```

The full markup for an instance of an article might look something like this:

```

<article>
<title>The Cat</title>
<body>
<p>A cat can:
<list>
<item>jump</item>
<item>meow</item>
</list>
</p>
<p>It has 9 lives.
</p>
</body>
</article>

```

Note that the type definition says that a paragraph cannot immediately contain another paragraph; it can contain only text characters and lists. Similarly, a list item cannot immediately contain another list item (even though it could contain another list). As a result, the markup can be minimized by omitting many of the end-tags:

```

<article>
<title>The Cat</title>
<body>
<p>A cat can:
<list>
<item>jump
<item>meow
</list>
<p>It has 9 lives.
</article>

```

It is possible to omit the item end-tag: the occurrence of another item indicates the end of the previous one (because an item cannot contain an item). The paragraph end-tag is omissible by the same reasoning (a paragraph cannot contain another paragraph).

Finally, it is logical that the end of an element should also be the end of everything it contains. In this way, the article end-tag ends the body and the last paragraph as well as the article.

(The markup could be minimized still further, as the reader will no doubt realize.)

C.1.2.2 Specifying Minimization

Markup minimization is a good thing, but not if it makes it harder to detect markup errors. In the last example, had the list end-tag been omitted, it would have been implied by the article end-tag, just as the body end-tag was.

```

<article>
<title>The Cat</title>
<body>
<p>A cat can:
<list>
<item>jump
<item>meow
<p>It has 9 lives.
</article>

```

This would not have been the author's intention, though, as the last paragraph would erroneously have been made part of the last item in the list.

To prevent such misinterpretations, there are two parameters on the element declaration that specify the omitted tag minimization that is allowed for an element. When "OMITTAG YES" is specified on the SGML declaration, the omitted tag feature is enabled, and the two minimization parameters are then required in all element declarations.

C.1.2.3 End-tag Omission: Intruding Start-tag

An end-tag is omissible when its element's content is followed by the start-tag of an element that cannot occur within it. This was the case for the paragraph and item end-tags in the article example. The element declarations would look like this:

```

<!--      ELEMENTS  MIN  CONTENT                >
<!ELEMENT p      - 0  (#PCDATA | list)*         >
<!ELEMENT list   - -  (item+)                  >
<!ELEMENT item   - 0  (#PCDATA, (p | list)*)    >

```

and have the following meaning:

- The "MIN" heading identifies a pair of parameters for start-tag and end-tag minimization. Both parameters must be specified.
- The "0" indicates that omitted tag minimization is allowed for the end-tag of the "p" and "item" elements.
- The hyphen is the *minus* delimiter; it indicates that no minimization is allowed for the start-tags.

Recall that an end-tag must always be omitted if an element has empty content, because anything that follows the start-tag must then be part of the containing element. Although this rule has nothing to do with markup minimization, it is helpful to mark the "0" as a reminder that no end-tags will be found in the document.

```
<!ELEMENT figref - 0 EMPTY>
```

C.1.2.4 End-tag Omission: End-tag of Containing Element

A contained element's end-tag is omissible when it is followed by the end-tag of an element that contains it.

```

<!--      ELEMENTS  MIN  CONTENT                >
<!ELEMENT list   - -  (item+)                  >
<!ELEMENT item   - 0  (#PCDATA)                >

```

The above declaration allows the end-tag of the third item to be omitted from the following list, because it is implied by the list end-tag:

```

<list>
<item>This is the first item (what else ?)</item>
<item>This is the second item.</item>
<item>This is the third and last item.
</list>

```

C.1.2.5 Start-tag Omission: Contextually Required Element

A start-tag is omissible when the element type is contextually required and any other element types that could occur are contextually optional.

Combined with the other minimization discussed previously, the element declaration would be:

```
<!--      ELEMENTS  MIN  CONTENT      >
<!ELEMENT list    - -  (item+)      >
<!ELEMENT item    0 0  (#PCDATA)    >
```

and the list could be marked up like this:

```
<list>
This is the first item (what else ?)
<item>This is the second item.
<item>This is the third and last item.
</list>
```

The start-tag was omissible for the first item because it was required; it could not be omitted for the subsequent items because they were optional.

Even when an element is contextually required, its start-tag cannot be omitted if the element type has required attributes or a declared content, or if the instance of the element is empty.

C.1.2.6 Combination with Short Tag Minimization

When short tag and omitted tag minimization are both enabled, empty start- and end-tags are treated uniformly: they are given the GI of the most recent open element. The two forms of minimization can be used together, as in the following example:

```
<!--      ELEMENTS  MIN  CONTENT      >
<!ELEMENT p      - 0  (#PCDATA | list)* >
<!ELEMENT list   - -  (item+)          >
<!ELEMENT item   0 0  (#PCDATA, (p | list)*) >
<list>
<item>This is the first item (what else ?)
<>This is the second item.
<>This is the third and last item.
</list>
```

Note that it was necessary to say "</list>" instead of "</>" at the end, because the latter would have meant "item end-tag", rather than "list end-tag". Alternatively, "</> </>" could have been entered to mean "end the item, then end the list".

Now consider what happens when the markup is minimized further by removing the first item start-tag:

```
<list>
This is the first item (what else ?)
<>This is the second item.
<>This is the third and last item.
</list>
```

The identical results are achieved because when the first empty tag was encountered, "item" and not "list" was the open element, even though "item" was implied by "O" minimization rather than entered explicitly.

C.1.2.7 Markup Minimization Considerations

Short tag minimization requires the user (and the markup parser) to know the current location in the document's structure, and to understand attribute list declarations. Omitted tag minimization, though, also requires knowledge of the element declarations.

This difference should be considered in deciding what kind of minimization the user can be expected to handle properly, as omitting a tag could result in a document that, while free of SGML errors, is not what the user intended.

C.1.3 SHORTREF: Short Reference Delimiters May Replace Complete Entity References

Short references are single characters or short strings that can replace complete delimited entity references. They can be used to emulate common typewriter keyboarding and to simplify the entry of elements with repetitive structures.

C.1.3.1 Typewriter Keyboarding: Generalized WYSIWYG

Some word processors offer text entry operators an interface similar to that of the typewriters on which many operators were trained. On typewriters, each function key produces an immediate formatting result as it is struck: a carriage return starts a new line, a tab key generates horizontal space, and so on. Word processors that emulate this characteristic of typewriters are sometimes known as "WYSIWYG" systems—for "what you see is what you get".

The characters produced by function keys are specific processing instructions. Like all processing instructions, they limit a document to a single formatting style, executable only on machines that understand the instructions.

SGML, though, can offer the benefit of familiar typewriter keyboarding while still maintaining the generality of the document. With short references, typewriter function key characters can be interpreted as descriptive markup. For example, the declarations

```
<!ENTITY ptag STARTTAG "p" >
<!SHORTREF wysiwyg "&#TAB;" ptag
                  "&#RS;&#RE;" ptag >
```

map both the tab and the line feed, carriage return sequence (empty record) to the start-tag for a paragraph element. The actual formatting for a paragraph depends, as always, on the application procedure, just as if the start-tag had been entered explicitly. But the entry device still produces the tabbing or extra line called for by the function characters, thereby giving the user the immediate visual feedback that is such an important aspect of WYSIWYG systems.

The markup declarations have effectively created "generalized WYSIWYG", in which typewriter function characters are interpreted as generalized markup while retaining their visual effect. Moreover, the user can freely intermix generalized WYSIWYG with explicit tags, using whichever is most convenient for a particular part of the document. This ability can be particularly helpful for complex elements, such as multipage tables with running headings, where typewriter functions do not offer a convenient and generally accepted entry convention.

C.1.3.2 Typewriter Keyboarding Example: Defining a Short Reference Map

With short references, a user can create SGML documents with common word processing entry conventions, rather than conscious entry of markup. A large number of character strings are defined as short reference delimiters in the reference concrete syntax. Those containing "invisible" function characters and the quotation mark are particularly useful for supporting common keyboarding; they are:

String	Description
&#TAB;	Horizontal tab
&#RE;	Record end
&#RS;	Record start
&#RS;B	Leading blanks (record start, one or more spaces and/or tabs)
&#RS;&#RE;	Empty record (record start, record end)
&#RS;B&#RE;	Blank record (record start, one or more spaces and/or tabs, record end)
B&#RE;	Trailing blanks (one or more spaces and/or tabs, record end)
&#SPACE;	Space
BB	Two or more blanks (two or more spaces and/or tabs)
"	Quotation mark

Each short reference delimiter can be associated with an entity name in a table called a "short reference map". A delimiter that is not "mapped" to an entity is treated as data. Entity definition is done in the usual manner, with an entity declaration. The mapping is done with a "short reference mapping declaration". The following example defines an empty record as a reference to the paragraph start-tag:

```
<!ENTITY ptag "<p>">
<!SHORTREF map1 "&#RS;&#RE;" ptag>
```

The "SHORTREF" declaration defines a map named "map1". The map contains only one explicit mapping: the empty record short reference is mapped to the entity "ptag". Whenever this map is current (explained later), an empty record will be replaced by the entity reference. For example,

Last paragraph text.

Next paragraph text.

will be interpreted as

```
Last paragraph text.
&ptag;
Next paragraph text.
```

which will instantaneously, upon resolution of the entity reference, be reinterpreted as

```
Last paragraph text.
<p>
Next paragraph text.
```

As no other short reference strings were mapped, they will be treated as data while this map is current.

C.1.3.3 Typewriter Keyboarding Example: Activating a Short Reference Map

Normally, a map is made current by associating its name with an element type in a "short reference use" declaration. The following example causes "map1" to become the current map whenever a "chapter" begins:

```
<!USEMAP map1 chapter>
```

Whenever a chapter begins, map1 will become current and will remain current except within any nested subelements that are themselves associated with maps.

A short reference map need not be associated with every element type. An element that has none will simply use whichever map is current at its start. In the following example, the quote and chapter elements have maps, but the paragraph element does not:

```
<!ENTITY ptag "<p>" -- paragraph start-tag -- >
<!ENTITY qtag "<quote>" >
<!ENTITY qendtag "</quote>" >
<!SHORTREF chapmap "&#RS;&#RE;" ptag
' "' qtag >
<!SHORTREF qmap "' qendtag>
<!USEMAP chapmap chapter>
<!USEMAP qmap q>
<!ELEMENT chapter (p*) >
<!ELEMENT p (q|/#PCDATA)* >
<!ELEMENT q (/#PCDATA) >
```

When a paragraph element begins, "chapmap" will remain current; it maps the quotation mark to the "qtag" entity, which contains the quote start-tag. Once the quote element begins, "qmap" becomes the current map, and the quotation mark will be replaced by a reference to the "qendtag" entity, which contains the quote end-tag. At the end of the quote, the paragraph element resumes, and with it the "chapmap" short reference map.

The markup

```
<chapter<p>Here is "a quotation" in the text.</p>
```

is now the equivalent of

```
<chapter<p>Here is <quote>a quotation</quote> in the text.</p>
```

The declarations allow the quotation mark to serve as the start-tag and end-tag of quotation elements, rather than being treated as data. Formatting procedures could therefore use opening and closing curved quotation marks to distinguish the start and end of the quotation, which would not otherwise be possible with normal typing conventions.

Incidentally, when declaring an entity whose replacement text is a tag, the following forms of entity declaration can be used:

```
<!ENTITY qtag STARTTAG "quote" >
<!ENTITY qendtag ENDTAG "quote" >
```

The "STARTTAG" and "ENDTAG" keywords allow the tag delimiters to be omitted. They also allow a system to optimize the handling of the entity because it knows it will most likely be used as a tag rather than as data.

Short entity references can be used only in elements whose content was defined by a model (that is, not in CDATA or RCDATA). They cannot be used in attribute values or declaration parameters.

C.1.3.4 Tabular Matter Example

Many printable characters are defined as short reference delimiters in the reference concrete syntax (see figure 4). These characters can be used as substitutes for the more lengthy general entity references, which allows a more concise and visual style of markup when appropriate, as in tables:

```
<!ENTITY row "<row><col>" >
<!ENTITY col "</col><col>" >
<!ENTITY endrow "</col></row>" >
<!SHORTREF tablemap "(" row
                    "|" col
                    ")" endrow >
<!USEMAP tablemap table>
<!ELEMENT table (row*)>
<!ATTLIST table columns NUMBER #REQUIRED>
<!ELEMENT row (col+)>
<!ELEMENT col (#PCDATA)>
<|>
<table columns=3>
(row1,col1|row1,col2|row1,col3)
(row2,col1|row2,col2|row2,col3)
(row3,col1|row3,col2|row3,col3)
(row4,col1|row4,col2|row4,col3)
</table>
<|>
```

The example allows the parentheses and the vertical bar (|) to be used as entity references. (As short references are only recognized in content, there is no danger of the vertical bar being construed as an *or* connector.) The text will resolve to the following:

```
<table columns=3>
<row><col>row1,col1</col><col>row1,col2</col><col>row1,col3</col></row>
<row><col>row2,col1</col><col>row2,col2</col><col>row2,col3</col></row>
<row><col>row3,col1</col><col>row3,col2</col><col>row3,col3</col></row>
<row><col>row4,col1</col><col>row4,col2</col><col>row4,col3</col></row>
</table>
```

The "tablemap" is current only during the table so that the short reference delimiters can be used as data in the rest of the document.

C.1.3.5 Special Requirements

Although short reference maps are normally associated with specific element types, it is possible to use a short reference use declaration to select one arbitrarily:

```
<figure>
Opening text of figure (uses normal figure map).
<!USEMAP graphics -- Enable character graphics short refs -->
Remaining text of figure (uses "graphics" map).
</figure>
```

The map named in the declaration (here "graphics") replaces the current map for the most recently started element (here "figure"), just as if it had been named on the "figure" element declaration. However, it applies only to this instance of a figure, not to any other. If the normal figure map is required later in this figure, it must be activated with a short reference use declaration, but for later figures it will become current automatically.

It is possible to cancel all mappings by using the reserved map name "#EMPTY" instead of a normal map name. The "empty" map, which causes all short reference delimiters to be treated as data (or separators), will be current under the same circumstances as a normal map would have been.

Short references, though powerful, are not adequate for interpreting arbitrary existing documents as if they had been marked up with SGML. They are intended to let a user supplement normal SGML markup with familiar word processing entry conventions. In conjunction with the other markup minimization techniques, short references make it possible to eliminate most conscious markup, even without an "intelligent" word processor.

C.1.4 DATATAG: Data May Also be a Tag

The data tag minimization feature allows a content model to define data characters that will be interpreted as tags while remaining part of the data content.

The techniques of markup minimization discussed so far go a long way toward creating text that appears almost free of markup. The following list, for example, has no visible explicit markup within it:

```

<!ENTITY   itemtag   STARTTAG jobitem --JOBITEM start-tag-->
<!SHORTREF listmap  "&#RS;"  itemtag >
<!USEMAP   listmap  joblist>
<!--      ELEMENTS  MIN      CONTENT  -->
<!ELEMENT  joblist  - -      (jobitem+)>
<!ELEMENT  jobitem  - 0      (PCDATA)>
<joblist>
Sharon Adler,      Vice Chairman
Larry Beck,        Secretary
Anders Berglund,   Publisher
Aaron Bigman,      Past Member
Jim Cox,           Past Member
Bill Davis,        Chairman
Joe Gangemi,       Member
Charles Goldfarb,  Editor
Mike Goodfellow,   Consultant
Randy Groves,      Member
Charles Lightfoot, Past Member
Sperling Martin,   Past Member
Bettie McDavid Mason, Consultant
Jim Mason,         Member
Lynn Price,        Theoretician
Stanley Rice,      Pioneer
Norm Scharpf,      Observer
Craig Smith,       Theoretician
Joan Smith,        Publicist
Ed Smura,          Member
Bill Tunncliffe,   Member
Kit von Suck,      Member
</joblist>

```

The end-tag for each "jobitem" but the last is omissible because it is followed by a jobitem start-tag. The last is implied by the end of the list. The start-tags are present explicitly, but not visible, because they are in entities referenced by a non-printing short reference delimiter (the record start). The list thus appears completely marked up with only two tags consciously entered by the user, but there is more that could be done.

The element declaration states that a "jobitem" is merely a sequence of characters. A reader, however, sees it as containing separate "name" and "job" elements because the comma and spaces identify the job title as clearly as a start-tag would have. Such a situation, in which the conventions used in the data can unambiguously identify elements within it, is known as *data tag minimization*.

The SGML data tag feature allows these conventions to be expressed in an element declaration through the use of a *data tag pattern*:

```

<!--      ELEMENTS  MIN      CONTENT  -->
<!ELEMENT  jobitem  - 0      ([name, ", " " "], job)>
<!ELEMENT  name     0 0      (PCDATA)>
<!ELEMENT  job      0 0      (PCDATA)>

```

The declaration states (among other things) that:

- a) The start-tag for a "name" is omissible because it must be the first thing in a "jobitem".
- b) The "name" end-tag is omissible when it occurs in a "jobitem", because it is implied by the comma and spaces of the data tag pattern.
- c) The "job" start-tag is omissible because a "job" element is not allowed in a "name".
- d) The "job" end-tag is omissible because it is implied by the end of the "jobitem".

The complete declaration for the "joblist" would appear as follows:


```

<!ENTITY    itemtag    STARTTAG jobitem --JOBITEM start-tag-->
<!SHORTREF  listmap    "&#RS;"  itemtag >
<!USEMAP    listmap    joblist>
<!--       ELEMENTS  MIN      CONTENT  -->
<!ELEMENT  jobitem    - 0      ([name, ", ", " "], job)>
<!ELEMENT  name        0 0      (#PCDATA)>
<!ELEMENT  job          0 0      (#PCDATA)>

```

Characters are normally either data or markup, but not both. The essence of data tag minimization is that characters are both data and a tag at the same time. A data tag is an end-tag that conforms to a *data tag pattern* that follows the data tag's element in a *data tag group* in its containing element's model. In the above example, the data tag group is

```
[name, ", ", " " ]
```

The group is a *seq* group, bracketed by the "data tag group open" (*dtgo*) and "data tag group close" (*dtgc*) delimiters (normally "[" and "]"), instead of the usual group delimiters, to indicate its special nature. There are three tokens in the group:

- a) The GI of the minimizable element:

```
name
```

- b) The *data tag template*, which in this case is a single literal, but could also be an *or* group made up of literals:

```
", "
```

The literal means "a comma followed by a space".

- c) A *data tag padding template* (which is optional):

```
" "
```

It means that zero or more spaces could follow the required comma and space to constitute the data tag.

Thus, any string consisting of a comma and one or more spaces that occurs after a "name" element begins in a "jobitem" will be construed as the "name" end-tag. It will also, however, be considered part of the data of the "jobitem".

Note the differences between a data tag and a short reference whose entity is an end-tag:

- The short reference string is markup, not data.
- The short reference is recognized in any element whose map has it mapped to an entity. The data tag is recognized only when its element is open and the containing element is that in whose model the data tag group occurred.
- The short reference is a constant string; the data tag can be any of a number of strings that conform to the data tag pattern.

Data tag minimization is useful for applications that analyze text. The following example uses data tags to identify sentences and words within a paragraph:

```

<!ENTITY % stop '( ".&#RE;" | ". " | ".)&#RE;" | ".) " |
                  "?&#RE;" | "? " | "?)&#RE;" | "?)" " |
                  "!&#RE;" | "! " | "!)&#RE;" | "!)" " )' >
<!ENTITY % pause '( " " | "&#RE;" | ", " | ",&#RE;" |
                   "; " | ";&#RE;" | ": " | ":&#RE;" |
                   ") " | "&#RE;" | ",)" | ",)&#RE;" |
                   "); " | ");&#RE;" | ":)" | ":)&#RE;" |
                   "); " | ");&#RE;" | ");" | ");&#RE;" |
                   "): " | "):&#RE;" )' >
<!ELEMENT p - 0 ([sentence, %stop;]+)>
<!ELEMENT sentence 0 0 ([word, %pause;, " "]+)>
<!ELEMENT word 0 0 (#PCDATA)>
<p>The first sentence ends here.
The second sentence ends
here.
This is the third sentence. The
fourth sentence ends, not here!, but here!
</p>

```

In the example, a word end-tag is a "pause" character string followed by zero or more spaces. All words but the last in each sentence have a data tag that conforms to this pattern.

The sentence end-tag is a "stop" character string that ends with either a record end or two spaces. When the tag is recognized, an omitted end-tag for the last word is implied by the usual "end of containing element" rule.

Care must be taken with text entry when using data tag minimization. In the following example, an abbreviation will erroneously be treated as a sentence end-tag:

```

I wonder whether Mrs. G.
will read this.

```

The following list summarizes the delimiters enabled by the data tag feature and their character strings in the reference delimiter set:

Char	Name	Meaning
[DTGO	Data tag group open.
]	DTGC	Data tag group close.

C.1.5 RANK: Ranks May be Omitted from Tags

The rank of an element is its level of nesting. In many document types, rank is only implied by the beginning and ending of nested elements, such as lists, and is never specified explicitly in the document markup.

Some markup designers, though, prefer to use explicit rank designations for some elements, such as headings and paragraphs (for example, p1, p2). Such elements tend to have declarations like:

```

<!-- ELEMENTS MIN CONTENT -->
<!ELEMENT p1 - 0 (#PCDATA, p2*)>
<!ELEMENT p2 - 0 (#PCDATA, p3*)>
<!ELEMENT p3 - 0 (#PCDATA, p4*)>
<!ELEMENT p4 - 0 (#PCDATA)>

```

and document markup like:

```

<p1>Text of 1st level paragraph.
<p1>Another 1st level paragraph.
<p2>Nested 2nd level paragraph.
<p2>Another 2nd level paragraph.
<p1>Back to 1st level.

```

The SGML RANK feature offers a more convenient way of specifying rank explicitly. An element can be designated a *ranked element* by dividing its GI into a *rank stem* and a *rank suffix*, which must be a *number*.

```

<!--      ELEMENTS  MIN CONTENT  -->
<!ELEMENT p 1      - 0 (#PCDATA, p2*)>
<!ELEMENT p 2      - 0 (#PCDATA, p3*)>
<!ELEMENT p 3      - 0 (#PCDATA, p4*)>
<!ELEMENT p 4      - 0 (#PCDATA)>

```

When the rank feature is used, a rank stem can be entered in a tag instead of the complete GI. The complete GI will be derived from the stem and the last rank suffix specified for an element with that stem.

```

<p1>Text of 1st level paragraph.
<p>Another 1st level paragraph.
<p2>Nested 2nd level paragraph.
<p>Another 2nd level paragraph.
<p1>Back to 1st level.

```

A group of element types can share the same rank if they have identical content models. Such a group is called a *ranked group*. For example, if a document had normal paragraphs, numbered paragraphs, and bulleted paragraphs, each might contain any of the three at the next level down. The declaration

```

<!--      ELEMENTS  MIN CONTENT  -->
<!ELEMENT (p|n|b) 1 - 0 (#PCDATA, (p2|n2|b2)*)>
<!ELEMENT (p|n|b) 2 - 0 (#PCDATA, (p3|n3|b3)*)>
<!ELEMENT (p|n|b) 3 - 0 (#PCDATA, (p4|n4|b4)*)>
<!ELEMENT (p|n|b) 4 - 0 (#PCDATA)>

```

lets a document contain:

```

<p1>Text of 1st level paragraph.
<n>Numbered 1st level paragraph.
<p2>Nested 2nd level paragraph.
<b>Bulleted 2nd level paragraph.
<p1>Back to 1st level.

```

C.2 LINK Features: SIMPLE, IMPLICIT, and EXPLICIT

The discussion thus far has been confined to markup for a single document type: the logical, or abstract, structure of a source document that is to be processed. However, the result of processing a document is also a document, albeit one that might have a radically different document type definition.

For example, a document that conforms to a one-dimensional source document type with a logical structure composed of chapters, sections, and paragraphs, will, after formatting, also conform to a two-dimensional result document type with a "layout" structure whose elements are pages, columns, text blocks, and lines.

The two document types will coincide at certain points, certainly at the highest (document) level and possibly at others. A chapter in the logical structure, for instance, might correspond to a "page set" in the layout structure.

SGML supports multiple document types in two different ways:

- a) Link process definitions: document type definitions can be linked to specify how a document can be transformed from one type (the "source") to another (the "result"); for example, how the markup that would describe the data in terms of the result layout structure should be generated from the source logical markup.
- b) Concurrent document instances: the markup for instances of multiple document types can exist concurrently in a single document.

C.2.1 Link Process Definitions

Link set declarations can be used in applications such as formatting to specify how logical elements in the source (for example, paragraphs or list items) should be transformed into layout elements in the result (for example, text blocks).

For example, if "para" and "item" elements were defined in the source, and a "block" element were defined in the result with an "indent" attribute, then

```
<!LINK docset para block [ indent=3 ]
                    item block [ indent=5 ]
>
```

would cause a paragraph to be formatted as a text block with an indent of 3. List items would also be formatted as text blocks, but with an indentation of 5. The source text:

```
<item>Text of list item.</item>
```

would become the result text:

```
<block indent=5>Text of list item.</block>
```

For all other cases (assuming SHORTTAG minimization), all other attributes of the block would have their default values, as defined in the block's element declaration.

The LINK features are described in detail in clause 12.

C.3 Other Features

The remaining features are:

- | | |
|--------|--|
| CONCUR | means that instances of the specified number of document types (1 or more) may occur concurrently with the base document type. |
| SUBDOC | means the specified number of open subdocument entities (1 or more) may be nested in the SGML document. |
| FORMAL | means that public identifiers are to be interpreted formally. |

C.3.1 CONCUR: Document Instances May Occur Concurrently

It is sometimes useful to maintain information about a source and a result document type simultaneously in the same document, as in "what you see is what you get" (WYSIWYG) word processors. There, the user appears to interact with the formatted output, but the editorial changes are actually made in the source, which is then reformatted for display.

There are also cases in which even more than two such "views" of the document can be useful, such as maintaining multiple formatted results for instant display on both a CRT and a printer while still having the logical document type available for other applications.

The concurrent document instance feature supports multiple concurrent structural views in addition to the abstract view. It allows the user to associate element, entity, and notation declarations with particular document type names, via multiple document type declarations.

The document type names are then prefixed to tags and entity references, thus permitting multiple alternative sets of start-tags, end-tags, and entities to be used in a document in addition to the base set. Other markup and data can be associated with an instance of a particular document type by means of marked sections whose "INCLUDE" or "IGNORE" status is set by a qualified keyword associated with that type.

In the previous example, if the layout document type were called "layout", the concurrent markup for the formatted list item would be (without markup minimization):

```
<item>
<(layout)block indent=5>Text of list item.
</item>
</(layout)block>
```

C.3.2 SUBDOC: Nested Subdocument Entities May Occur

A document in SGML is made up of one or more entities. The one in which the document begins is called an "SGML document entity"; it is the one that contains the SGML declaration that identifies the features and concrete syntax used throughout the document. The SGML document entity also contains one or more document type definitions, and is marked up to conform to one or more of those definitions.

An entity that conforms to SGML markup is called an "SGML entity". An SGML entity can contain references to "non-SGML data entities" that contain only data that cannot be parsed, or to other SGML entities that don't contain their own document type definitions, called "SGML text entities".

When the subdocument feature is used, an SGML entity can also contain references to "SGML subdocument entities", which do contain their own document type definitions. An SGML subdocument entity must conform to the SGML declaration of the SGML document entity, but in other respects it establishes its own environment. The document types and entity declarations of the entity referencing a subdocument are suspended while the subdocument entity is open, and restored when it ends. Current rank begins anew in the subdocument, as do unique identifiers, so there can be no ID references between the SGML document and its subdocuments.

Subdocuments are referenced in the same manner as non-SGML data entities. A general entity reference can be used anywhere in content that it can be recognized, and where a data character could occur (that is, in mixed content or in replaceable character data). Alternatively, an element can be declared to have a general entity name attribute that locates the subdocument entity:

```
<!ENTITY art1 SYSTEM SUBDOC>
<!ELEMENT article - - EMPTY>
<!ATTLIST article file ENTITY #REQUIRED>
<!>
<p>This topic is treated in the next article.</p>
<article file=art1>
```

Note that the element type need not be the same as the document type of the subdocument entity. The latter is specified by the document type declaration within it.

This feature allows separately created documents of various types to be incorporated into a single document, such as an anthology.

C.3.3 FORMAL: Public Identifiers are Formal

When this feature is used, public identifiers have a formal structure with a number of components:

- a) An owner identifier, which can be an ISO publication number, an identifier that conforms to a registration standard to guarantee uniqueness, or a private ("unregistered") identifier.
- b) A public text class, which identifies the kind of text being registered: SGML document, entity set, document type definition, and so on.
- c) A public text identifier which names the registered text.
- d) A designation of the natural language used, in the form of a standard two-character name.
- e) An optional version, which identifies the output devices supported for device-dependent public text that is available in versions for more than one device. A system can automatically substitute the best version for the device in use during a given process.

Annex D

Public Text

(This annex does not form an integral part of this International Standard.)

SGML specifies how markup such as generic identifiers, attributes, and entity references is recognized, but no *specific* GIs or other names are part of the language. The vocabulary is made up by users to meet their needs, and is defined in the document type and link process definitions.

Substantial benefit can be derived from individual use of SGML (as was the case with earlier generic coding and generalized markup language designs). However, trade organizations, technical societies, and similar groups desiring to interchange documents could benefit further by sharing document type definitions and other markup constructs.

To this end, SGML includes a syntax for referencing text with public identifiers. This annex describes some applications for public text, and defines some public entity sets for immediate use.

D.1 Element Sets

Sets of element declarations can be created for elements that normally do not exist as independent documents, but which can occur in a variety of document types.

D.1.1 Common Element Types

There are certain elements that have well-recognized common forms that can occur in a variety of documents. Some involve specialized data content notations as well (see below).

Some examples from the United States, with sources of existing specifications, are:

- a) Legal citations (Harvard Law Review)
- b) Mathematical formulas (Association of American Publishers)
- c) Chemical formulas (American Chemical Society)
- d) Bibliography entries (Library of Congress)
- e) Name and address (direct mail organizations, directory publishers, telephone companies)

D.1.2 Pro Forma Element Types

There are a number of element configurations that occur in a variety of documents and elements, but usually with differences in the GIs, or other variations. Public *pro forma* descriptions of such configurations would serve as guides for constructing specific descriptions that a user might require.

Examples of such elements are:

- a) Paragraph (for typical formatting applications)
- b) Paragraph (for detailed syntactic or other analysis)
- c) Tables
- d) Nested ranked paragraph structures
- e) Lists

D.2 Data Content Notations

There are commonly used data content notations that could be adapted for use with SGML and given public identifiers.

For example, the EQN mathematical notation could be adapted as follows:

- a) The commands that indicate the start and end of an EQN statement are not needed, as the tags for a formula element would serve that function.
- b) The remainder of EQN could be used unmodified as the data content notation (possibly supplemented by descriptive markup for some of the mathematical elements).

```
<p>The formula,
<q><formula notation=EQN>E equals m
times c squared</formula></q>
should provide speedy enlightenment.</p>
```

D.3 Variant Concrete Syntaxes

The *shunned character identification* and *function character identification* parameters of the reference concrete syntax were chosen to maximize the chance of successful interchange with the widest possible set of SGML systems. Unlike dedicated word processors, text processing applications frequently reside in operating system environments over which they have no control, and which do not necessarily conform to ISO standards governing system architecture and communications. In such cases, a bit combination that SGML would treat as data might be interpreted as a control character by the operating system, resulting in abnormal behavior. To prevent such errors, the reference concrete syntax prohibits direct occurrence in the document of any bit combinations that might be construed as controls, except for four universally recognized function characters.

For some national languages, however, additional function characters are needed so that code extension techniques can be used to allow keyboards and displays to respond to changes in the character repertoire as text is entered or revised. This sub-clause defines two public variant concrete syntaxes that allow function characters for code extension to occur in SGML entities in a manner that prevents them, or the additional graphic characters, from mistakenly being interpreted as markup.

D.3.1 Multicode Concrete Syntaxes

The multicode basic concrete syntax is described by the SGML declaration *concrete syntax* parameter shown in figure 11. Its *public identifier* is:

```
"ISO 8879-1986//SYNTAX Multicode Basic//EN"
```

The multicode core concrete syntax is the same as the multicode basic concrete syntax, except that "NONE" is specified for the "SHORTREF" parameter. Its *public identifier* is:

```
"ISO 8879-1986//SYNTAX Multicode Core//EN"
```

These syntaxes allow markup to be recognized only in the G0 set because a shift to G1, G2, or G3 begins with a function character that suppresses markup recognition.

The LSO function restores markup recognition while shifting back to G0. It must be entered after an escape sequence occurs to allow further markup recognition.

NOTE — Techniques for device-independent code extension that allow mixed use of ISO 2022 and non-ISO 2022 devices are discussed in clause E.3.

D.4 Entity Sets

Tens of thousands of graphic characters are used in the publishing of text, of which relatively few have been incorporated into standard coded character sets. Even where standard coded representations exist, however, there may be situations in which they cannot be keyboarded conveniently, or in which it is not possible to display the desired visual depiction of the characters.

To help overcome these barriers to successful interchange of SGML documents, this sub-clause defines character entity sets for some of the widely-used special graphic characters. The entity repertoires are based on applicable published and proposed International Standards for coded character sets, and current industry and professional society practice.

SYNTAX	
SHUNCHAR	CONTROLS 0 1 2 3 4 5 6 7 8 9 10 11 12 13 14 15 16 17 18 19 20 21 22 23 24 25 26 27 28 29 30 31 127 255
BASESET	"ISO 646-1983//CHARSET International Reference Version (IRV)//ESC 2/5 4/0"
DESCSET	0 14 0 14 1 "LS0 in ISO 2022" 15 1 "LS1 in ISO 2022" 16 112 16 128 14 UNUSED 142 1 "SS2 in ISO 2022" 143 1 "SS3 in ISO 2022" 144 112 UNUSED
FUNCTION	RE 13 RS 10 SPACE 32 TAB SEPCHAR 9 -- Functions for graphic repertoire code extension -- -- Markup is recognized only in the G0 set. -- ESC MSOCHAR 27 -- Escape -- LS0 MSICCHAR 15 -- Locking-shift zero (G0 set) -- LS1 MSOCHAR 14 -- Locking-shift one (G1 set) -- -- LS1R, LS2, LS2R, LS3, and -- LS3R are ESC sequences -- SS2 MSSCHAR 142 -- Single-shift two (G2 set) -- SS3 MSSCHAR 143 -- Single-shift three (G3 set) --
NAMING	LCNMSTRT "" UCNMSTRT "" LCNMCHAR "-." -- Lower-case hyphen, period are -- UCNMCHAR "-." -- same as upper-case (45 46). -- NAMECASE GENERAL YES ENTITY NO
DELIM	GENERAL SGMLREF SHORTREF SGMLREF
NAMES	SGMLREF
QUANTITY	SGMLREF

Figure 11 — Multicode Basic Concrete Syntax

NOTE — Entity repertoires are necessarily larger and more repetitious than character sets, as they deal in general with higher-level constructs. For example, unique entities have been defined for each accented Latin alphabetic character, while a character set might represent such characters as combinations of letters and diacritical mark characters. These public entity sets should therefore not be construed as requirements for new standard coded character sets.

D.4.1 General Considerations

This sub-sub-clause discusses design criteria applicable to the public entity sets included in this annex.

D.4.1.1 Format of Declarations

The entity sets published here are definitional; the entity text simply consists of the entity name in square brackets, and there is a comment describing the symbol, rather than a (possibly) device-dependent coded representation of it:


```
<!ENTITY frac78 SDATA "[frac78]"--=fraction seven-eighths-->
```

If, as in the above example, the comment contains an equals sign, the description is essentially that given the character in ISO 6937, which also contains a visual depiction of the character.

If, as in the following example, the comment includes a name (of any length) preceded by a solidus, the name is an identifier of a visual depiction of the character in *MathSci, an expansion of mathfile*, 26-Apr-85, published by the American Mathematical Society, 201 Charles St., Providence, RI 02940, U.S.A..

```
<!ENTITY frown SDATA "[frown ]"--/frown R: down curve-->
```

A comment can include an ISO 6937 description, one or more MathSci identifiers, or none or all of them.

NOTE — In the MathSci document, an identifier is preceded by a reverse solidus, rather than a solidus.

A comment can include a single upper-case letter, followed by a colon, as in the previous example. The letter indicates that in conventional mathematical typesetting, the character is treated differently from an ordinary character, as follows:

Letter	Treated as:
A	Relation (arrow)
B	Binary operator
C	Closing delimiter
L	Large operator
N	Relation (negated)
O	Opening delimiter
P	Punctuation
R	Relation

D.4.1.2 Corresponding Display Entity Sets

A system will need to provide corresponding display entity sets for the output devices it supports, in which the entity text is replaced by processing instructions or character sequences that will produce the desired visual depiction. The entity name and descriptive comment would, of course, remain the same. For example, the declaration

```
<!ENTITY frac78 SDATA "7/8"--=fraction seven-eighths-->
```

might be used in a display character entity set for output devices that did not support ISO 6937/2, while

```
<!ENTITY frac78 SDATA "&#223;"--=fraction seven-eighths-->
```

might be used in an entity set for 8-bit coded devices that did. For a text formatter driving a photocomposer, a declaration like the following might be used:

```
<!ENTITY frac78 SDATA "?bf pi;&#14;?pf"--=fraction 7/8-->
```

NOTE — All of the entity declarations use the "SDATA" keyword as a reminder that the entity text could be system-specific character data that might require modification for different output devices and applications.

D.4.1.3 Entity Names

The entity names are derived from the English language. They were chosen for maximum mnemonic value, consistent with the logical and systematic use of abbreviations.

NOTE — Translations may be desired for other languages.

The entity names are case-sensitive, so the case of letters within the name can identify the case of the character, indicate the doubling of a line, or be used for some other convention.

The entity names are limited to six characters in length, and employ only letters and numerals, so they can be used with a variety of concrete syntaxes.

NOTE — If shorter names are desired for frequently used entities, they can be defined in the documents where the frequent use occurs.

Some characters have different semantic connotations in different application contexts. Multiple entities were defined for some of them.

NOTE — If a different name would be more expressive in the context of a particular document, the entity can be redefined within the document.

D.4.1.4 Organization of Entity Sets

The entity sets were organized principally to reflect the structure of the ISO 6937 character sets, or to group large numbers of similar characters together. This organization is not likely to be optimal for most applications, which will normally require a mix of entities from a number of sets. Permission is granted to copy all or part of the public entity sets in this sub-clause in any form for use with conforming SGML systems and applications, provided the ISO copyright notice (including the permission-to-copy text) is included in all copies. In particular, entities can be copied from a number of public sets to form a new set, provided the ISO copyright notice is included in the new set.

NOTE — If the same entity name occurs in more than one public set, and both are needed in a document, an entity with a different name should be declared for one of them within the document.

D.4.2 Alphabetic Characters

This group of character entity sets uses a consistent naming scheme in which the character, or a transliteration of it, is followed by an abbreviation for the accent, and/or a designator of a non-Latin alphabet. The character is capitalized in the entity name when the entity represents its capital form.

D.4.2.1 Latin

This entity set consists of Latin alphabetic characters used in Western European languages, other than those in *UC Letter* and *LC Letter*.

```
<!-- (C) International Organization for Standardization 1986
  Permission to copy in any form is granted for use with
  conforming SGML systems and applications as defined in
  ISO 8879, provided this notice is included in all copies.
-->
<!-- Character entity set. Typical invocation:
  <!ENTITY % ISolat1 PUBLIC
    "ISO 8879-1986//ENTITIES Added Latin 1//EN">
  %ISolat1;
-->
<!ENTITY aacute SDATA "[aacute]"--=small a, acute accent-->
<!ENTITY Aacute SDATA "[Aacute]"--=capital A, acute accent-->
<!ENTITY acirc SDATA "[acirc]"--=small a, circumflex accent-->
<!ENTITY Acirc SDATA "[Acirc]"--=capital A, circumflex accent-->
<!ENTITY agrave SDATA "[agrave]"--=small a, grave accent-->
<!ENTITY Agrave SDATA "[Agrave]"--=capital A, grave accent-->
<!ENTITY aring SDATA "[aring]"--=small a, ring-->
<!ENTITY Aring SDATA "[Aring]"--=capital A, ring-->
<!ENTITY atilde SDATA "[atilde]"--=small a, tilde-->
<!ENTITY Atilde SDATA "[Atilde]"--=capital A, tilde-->
<!ENTITY auml SDATA "[auml]"--=small a, dieresis or umlaut mark-->
<!ENTITY Auml SDATA "[Auml]"--=capital A, dieresis or umlaut mark-->
<!ENTITY aelig SDATA "[aelig]"--=small ae diphthong (ligature)-->
<!ENTITY Aelig SDATA "[Aelig]"--=capital AE diphthong (ligature)-->
<!ENTITY ccedil SDATA "[ccedil]"--=small c, cedilla-->
<!ENTITY Ccedil SDATA "[Ccedil]"--=capital C, cedilla-->
<!ENTITY eth SDATA "[eth]"--=small eth, Icelandic-->
```

```

<!ENTITY ETH SDATA "[ETH ]"---=capital Eth, Icelandic-->
<!ENTITY eacute SDATA "[eacute]"---=small e, acute accent-->
<!ENTITY Eacute SDATA "[Eacute]"---=capital E, acute accent-->
<!ENTITY ecirc SDATA "[ecirc]"---=small e, circumflex accent-->
<!ENTITY Ecirc SDATA "[Ecirc]"---=capital E, circumflex accent-->
<!ENTITY egrave SDATA "[egrave]"---=small e, grave accent-->
<!ENTITY Egrave SDATA "[Egrave]"---=capital E, grave accent-->
<!ENTITY euml SDATA "[euml]"---=small e, dieresis or umlaut mark-->
<!ENTITY Euml SDATA "[Euml]"---=capital E, dieresis or umlaut mark-->
<!ENTITY iacute SDATA "[iacute]"---=small i, acute accent-->
<!ENTITY Iacute SDATA "[Iacute]"---=capital I, acute accent-->
<!ENTITY icirc SDATA "[icirc]"---=small i, circumflex accent-->
<!ENTITY Icirc SDATA "[Icirc]"---=capital I, circumflex accent-->
<!ENTITY igrave SDATA "[igrave]"---=small i, grave accent-->
<!ENTITY Igrave SDATA "[Igrave]"---=capital I, grave accent-->
<!ENTITY iuml SDATA "[iuml]"---=small i, dieresis or umlaut mark-->
<!ENTITY Iuml SDATA "[Iuml]"---=capital I, dieresis or umlaut mark-->
<!ENTITY ntilde SDATA "[ntilde]"---=small n, tilde-->
<!ENTITY Ntilde SDATA "[Ntilde]"---=capital N, tilde-->
<!ENTITY oacute SDATA "[oacute]"---=small o, acute accent-->
<!ENTITY Oacute SDATA "[Oacute]"---=capital O, acute accent-->
<!ENTITY ocirc SDATA "[ocirc]"---=small o, circumflex accent-->
<!ENTITY Ocirc SDATA "[Ocirc]"---=capital O, circumflex accent-->
<!ENTITY ograve SDATA "[ograve]"---=small o, grave accent-->
<!ENTITY Ograve SDATA "[Ograve]"---=capital O, grave accent-->
<!ENTITY oslash SDATA "[oslash]"---=small o, slash-->
<!ENTITY Oslash SDATA "[Oslash]"---=capital O, slash-->
<!ENTITY otilde SDATA "[otilde]"---=small o, tilde-->
<!ENTITY Otilde SDATA "[Otilde]"---=capital O, tilde-->
<!ENTITY ouml SDATA "[ouml]"---=small o, dieresis or umlaut mark-->
<!ENTITY Ouml SDATA "[Ouml]"---=capital O, dieresis or umlaut mark-->
<!ENTITY szlig SDATA "[szlig]"---=small sharp s, German (sz ligature)-->
<!ENTITY thorn SDATA "[thorn]"---=small thorn, Icelandic-->
<!ENTITY THORN SDATA "[THORN]"---=capital THORN, Icelandic-->
<!ENTITY uacute SDATA "[uacute]"---=small u, acute accent-->
<!ENTITY Uacute SDATA "[Uacute]"---=capital U, acute accent-->
<!ENTITY ucirc SDATA "[ucirc]"---=small u, circumflex accent-->
<!ENTITY Ucirc SDATA "[Ucirc]"---=capital U, circumflex accent-->
<!ENTITY ugrave SDATA "[ugrave]"---=small u, grave accent-->
<!ENTITY Ugrave SDATA "[Ugrave]"---=capital U, grave accent-->
<!ENTITY uuml SDATA "[uuml]"---=small u, dieresis or umlaut mark-->
<!ENTITY Uuml SDATA "[Uuml]"---=capital U, dieresis or umlaut mark-->
<!ENTITY yacute SDATA "[yacute]"---=small y, acute accent-->
<!ENTITY Yacute SDATA "[Yacute]"---=capital Y, acute accent-->
<!ENTITY yuml SDATA "[yuml]"---=small y, dieresis or umlaut mark-->

```

This entity set contains additional Latin alphabetic characters.

```

<!-- (C) International Organization for Standardization 1986
Permission to copy in any form is granted for use with
conforming SGML systems and applications as defined in
ISO 8879, provided this notice is included in all copies.
-->

```

```

<!-- Character entity set. Typical invocation:
<!ENTITY % ISolat2 PUBLIC
"ISO 8879-1986//ENTITIES Added Latin 2//EN">
%ISolat2;
-->

```

```

<!ENTITY abreve SDATA "[abreve]"---=small a, breve-->
<!ENTITY Abreve SDATA "[Abreve]"---=capital A, breve-->
<!ENTITY amacr SDATA "[amacr]"---=small a, macron-->
<!ENTITY Amacr SDATA "[Amacr]"---=capital A, macron-->

```

```

<!ENTITY aogon SDATA "[aogon ]"--=small a, ogonek-->
<!ENTITY Aogon SDATA "[Aogon ]"--=capital A, ogonek-->
<!ENTITY cacute SDATA "[cacute]"--=small c, acute accent-->
<!ENTITY Cacute SDATA "[Cacute]"--=capital C, acute accent-->
<!ENTITY ccaron SDATA "[ccaron]"--=small c, caron-->
<!ENTITY Ccaron SDATA "[Ccaron]"--=capital C, caron-->
<!ENTITY ccirc SDATA "[ccirc]"--=small c, circumflex accent-->
<!ENTITY Ccirc SDATA "[Ccirc]"--=capital C, circumflex accent-->
<!ENTITY cdot SDATA "[cdot]"--=small c, dot above-->
<!ENTITY Cdot SDATA "[Cdot]"--=capital C, dot above-->
<!ENTITY dcaron SDATA "[dcaron]"--=small d, caron-->
<!ENTITY Dcaron SDATA "[Dcaron]"--=capital D, caron-->
<!ENTITY dstrok SDATA "[dstrok]"--=small d, stroke-->
<!ENTITY Dstrok SDATA "[Dstrok]"--=capital D, stroke-->
<!ENTITY ecaron SDATA "[ecaron]"--=small e, caron-->
<!ENTITY Ecaron SDATA "[Ecaron]"--=capital E, caron-->
<!ENTITY edot SDATA "[edot]"--=small e, dot above-->
<!ENTITY Edot SDATA "[Edot]"--=capital E, dot above-->
<!ENTITY emacr SDATA "[emacr]"--=small e, macron-->
<!ENTITY Emacr SDATA "[Emacr]"--=capital E, macron-->
<!ENTITY eogon SDATA "[eogon]"--=small e, ogonek-->
<!ENTITY Eogon SDATA "[Eogon]"--=capital E, ogonek-->
<!ENTITY gacute SDATA "[gacute]"--=small g, acute accent-->
<!ENTITY gbreve SDATA "[gbreve]"--=small g, breve-->
<!ENTITY Gbreve SDATA "[Gbreve]"--=capital G, breve-->
<!ENTITY Gcedil SDATA "[Gcedil]"--=capital G, cedilla-->
<!ENTITY gcirc SDATA "[gcirc]"--=small g, circumflex accent-->
<!ENTITY Gcirc SDATA "[Gcirc]"--=capital G, circumflex accent-->
<!ENTITY gdot SDATA "[gdot]"--=small g, dot above-->
<!ENTITY Gdot SDATA "[Gdot]"--=capital G, dot above-->
<!ENTITY hcirc SDATA "[hcirc]"--=small h, circumflex accent-->
<!ENTITY Hcirc SDATA "[Hcirc]"--=capital H, circumflex accent-->
<!ENTITY hstrok SDATA "[hstrok]"--=small h, stroke-->
<!ENTITY Hstrok SDATA "[Hstrok]"--=capital H, stroke-->
<!ENTITY Idot SDATA "[Idot]"--=capital I, dot above-->
<!ENTITY Imacr SDATA "[Imacr]"--=capital I, macron-->
<!ENTITY imacr SDATA "[imacr]"--=small i, macron-->
<!ENTITY ijlig SDATA "[ijlig]"--=small ij ligature-->
<!ENTITY IJlig SDATA "[IJlig]"--=capital IJ ligature-->
<!ENTITY inodot SDATA "[inodot]"--=small i without dot-->
<!ENTITY iogon SDATA "[iogon]"--=small i, ogonek-->
<!ENTITY Iogon SDATA "[Iogon]"--=capital I, ogonek-->
<!ENTITY itilde SDATA "[itilde]"--=small i, tilde-->
<!ENTITY Itilde SDATA "[Itilde]"--=capital I, tilde-->
<!ENTITY jcirc SDATA "[jcirc]"--=small j, circumflex accent-->
<!ENTITY Jcirc SDATA "[Jcirc]"--=capital J, circumflex accent-->
<!ENTITY kcedil SDATA "[kcedil]"--=small k, cedilla-->
<!ENTITY Kcedil SDATA "[Kcedil]"--=capital K, cedilla-->
<!ENTITY kgreen SDATA "[kgreen]"--=small k, Greenlandic-->
<!ENTITY lacute SDATA "[lacute]"--=small l, acute accent-->
<!ENTITY Lacute SDATA "[Lacute]"--=capital L, acute accent-->
<!ENTITY lcaron SDATA "[lcaron]"--=small l, caron-->
<!ENTITY Lcaron SDATA "[Lcaron]"--=capital L, caron-->
<!ENTITY lcedil SDATA "[lcedil]"--=small l, cedilla-->
<!ENTITY Lcedil SDATA "[Lcedil]"--=capital L, cedilla-->
<!ENTITY lmidot SDATA "[lmidot]"--=small l, middle dot-->
<!ENTITY Lmidot SDATA "[Lmidot]"--=capital L, middle dot-->
<!ENTITY lstrok SDATA "[lstrok]"--=small l, stroke-->
<!ENTITY Lstrok SDATA "[Lstrok]"--=capital L, stroke-->
<!ENTITY nacute SDATA "[nacute]"--=small n, acute accent-->
<!ENTITY Nacute SDATA "[Nacute]"--=capital N, acute accent-->
<!ENTITY eng SDATA "[eng ]"--=small eng, Lapp-->

```

```

<!ENTITY ENG SDATA "[ENG ]" --=capital ENG, Lapp-->
<!ENTITY napos SDATA "[napos]" --=small n, apostrophe-->
<!ENTITY ncaron SDATA "[ncaron]" --=small n, caron-->
<!ENTITY Ncaron SDATA "[Ncaron]" --=capital N, caron-->
<!ENTITY ncedil SDATA "[ncedil]" --=small n, cedilla-->
<!ENTITY Ncedil SDATA "[Ncedil]" --=capital N, cedilla-->
<!ENTITY odblac SDATA "[odblac]" --=small o, double acute accent-->
<!ENTITY Odblac SDATA "[Odblac]" --=capital O, double acute accent-->
<!ENTITY Omacr SDATA "[Omacr]" --=capital O, macron-->
<!ENTITY omacr SDATA "[omacr]" --=small o, macron-->
<!ENTITY oelig SDATA "[oelig]" --=small oe ligature-->
<!ENTITY OElig SDATA "[OElig]" --=capital OE ligature-->
<!ENTITY racute SDATA "[racute]" --=small r, acute accent-->
<!ENTITY Racute SDATA "[Racute]" --=capital R, acute accent-->
<!ENTITY rcaron SDATA "[rcaron]" --=small r, caron-->
<!ENTITY Rcaron SDATA "[Rcaron]" --=capital R, caron-->
<!ENTITY rcedil SDATA "[rcedil]" --=small r, cedilla-->
<!ENTITY Rcedil SDATA "[Rcedil]" --=capital R, cedilla-->
<!ENTITY sacute SDATA "[sacute]" --=small s, acute accent-->
<!ENTITY Sacute SDATA "[Sacute]" --=capital S, acute accent-->
<!ENTITY scaron SDATA "[scaron]" --=small s, caron-->
<!ENTITY Scaron SDATA "[Scaron]" --=capital S, caron-->
<!ENTITY scedil SDATA "[scedil]" --=small s, cedilla-->
<!ENTITY Scedil SDATA "[Scedil]" --=capital S, cedilla-->
<!ENTITY scirc SDATA "[scirc]" --=small s, circumflex accent-->
<!ENTITY Scirc SDATA "[Scirc]" --=capital S, circumflex accent-->
<!ENTITY tcaron SDATA "[tcaron]" --=small t, caron-->
<!ENTITY Tcaron SDATA "[Tcaron]" --=capital T, caron-->
<!ENTITY tcedil SDATA "[tcedil]" --=small t, cedilla-->
<!ENTITY Tcedil SDATA "[Tcedil]" --=capital T, cedilla-->
<!ENTITY tstrok SDATA "[tstrok]" --=small t, stroke-->
<!ENTITY Tstrok SDATA "[Tstrok]" --=capital T, stroke-->
<!ENTITY ubreve SDATA "[ubreve]" --=small u, breve-->
<!ENTITY Ubreve SDATA "[Ubreve]" --=capital U, breve-->
<!ENTITY udblac SDATA "[udblac]" --=small u, double acute accent-->
<!ENTITY Udblac SDATA "[Udblac]" --=capital U, double acute accent-->
<!ENTITY umacr SDATA "[umacr]" --=small u, macron-->
<!ENTITY Umacr SDATA "[Umacr]" --=capital U, macron-->
<!ENTITY uogon SDATA "[uogon]" --=small u, ogonek-->
<!ENTITY Uogon SDATA "[Uogon]" --=capital U, ogonek-->
<!ENTITY uring SDATA "[uring]" --=small u, ring-->
<!ENTITY Uring SDATA "[Uring]" --=capital U, ring-->
<!ENTITY utilde SDATA "[utilde]" --=small u, tilde-->
<!ENTITY Utilde SDATA "[Utilde]" --=capital U, tilde-->
<!ENTITY wcirc SDATA "[wcirc]" --=small w, circumflex accent-->
<!ENTITY Wcirc SDATA "[Wcirc]" --=capital W, circumflex accent-->
<!ENTITY ycirc SDATA "[ycirc]" --=small y, circumflex accent-->
<!ENTITY Ycirc SDATA "[Ycirc]" --=capital Y, circumflex accent-->
<!ENTITY Yuml SDATA "[Yuml]" --=capital Y, dieresis or umlaut mark-->
<!ENTITY zacute SDATA "[zacute]" --=small z, acute accent-->
<!ENTITY Zacute SDATA "[Zacute]" --=capital Z, acute accent-->
<!ENTITY zcaron SDATA "[zcaron]" --=small z, caron-->
<!ENTITY Zcaron SDATA "[Zcaron]" --=capital Z, caron-->
<!ENTITY zdot SDATA "[zdot]" --=small z, dot above-->
<!ENTITY Zdot SDATA "[Zdot]" --=capital Z, dot above-->

```

D.4.2.2 Greek Alphabetic Characters

This entity set consists of the letters of the Greek alphabet. The entity names reflect their intended use as language characters, rather than as symbols in formulas. (Greek character entities for technical use are defined below.)

<!-- (C) International Organization for Standardization 1986
 Permission to copy in any form is granted for use with
 conforming SGML systems and applications as defined in
 ISO 8879, provided this notice is included in all copies.

-->

<!-- Character entity set. Typical invocation:

```
<!ENTITY % ISOgrkl PUBLIC
  "ISO 8879-1986//ENTITIES Greek Letters//EN">
%ISOgrkl;
```

-->

```
<!ENTITY agr SDATA "[agr ]"--=small alpha, Greek-->
<!ENTITY Agr SDATA "[Agr ]"--=capital Alpha, Greek-->
<!ENTITY bgr SDATA "[bgr ]"--=small beta, Greek-->
<!ENTITY Bgr SDATA "[Bgr ]"--=capital Beta, Greek-->
<!ENTITY ggr SDATA "[ggr ]"--=small gamma, Greek-->
<!ENTITY Ggr SDATA "[Ggr ]"--=capital Gamma, Greek-->
<!ENTITY dgr SDATA "[dgr ]"--=small delta, Greek-->
<!ENTITY Dgr SDATA "[Dgr ]"--=capital Delta, Greek-->
<!ENTITY egr SDATA "[egr ]"--=small epsilon, Greek-->
<!ENTITY Egr SDATA "[Egr ]"--=capital Epsilon, Greek-->
<!ENTITY zgr SDATA "[zgr ]"--=small zeta, Greek-->
<!ENTITY Zgr SDATA "[Zgr ]"--=capital Zeta, Greek-->
<!ENTITY eegr SDATA "[eegr ]"--=small eta, Greek-->
<!ENTITY EEgr SDATA "[EEgr ]"--=capital Eta, Greek-->
<!ENTITY thgr SDATA "[thgr ]"--=small theta, Greek-->
<!ENTITY THgr SDATA "[THgr ]"--=capital Theta, Greek-->
<!ENTITY igr SDATA "[igr ]"--=small iota, Greek-->
<!ENTITY Igr SDATA "[Igr ]"--=capital Iota, Greek-->
<!ENTITY kgr SDATA "[kgr ]"--=small kappa, Greek-->
<!ENTITY Kgr SDATA "[Kgr ]"--=capital Kappa, Greek-->
<!ENTITY lgr SDATA "[lgr ]"--=small lambda, Greek-->
<!ENTITY Lgr SDATA "[Lgr ]"--=capital Lambda, Greek-->
<!ENTITY mgr SDATA "[mgr ]"--=small mu, Greek-->
<!ENTITY Mgr SDATA "[Mgr ]"--=capital Mu, Greek-->
<!ENTITY ngr SDATA "[ngr ]"--=small nu, Greek-->
<!ENTITY Ngr SDATA "[Ngr ]"--=capital Nu, Greek-->
<!ENTITY xgr SDATA "[xgr ]"--=small xi, Greek-->
<!ENTITY Xgr SDATA "[Xgr ]"--=capital Xi, Greek-->
<!ENTITY ogr SDATA "[ogr ]"--=small omicron, Greek-->
<!ENTITY Ogr SDATA "[Ogr ]"--=capital Omicron, Greek-->
<!ENTITY pgr SDATA "[pgr ]"--=small pi, Greek-->
<!ENTITY Pgr SDATA "[Pgr ]"--=capital Pi, Greek-->
<!ENTITY rgr SDATA "[rgr ]"--=small rho, Greek-->
<!ENTITY Rgr SDATA "[Rgr ]"--=capital Rho, Greek-->
<!ENTITY sgr SDATA "[sgr ]"--=small sigma, Greek-->
<!ENTITY Sgr SDATA "[Sgr ]"--=capital Sigma, Greek-->
<!ENTITY sfgr SDATA "[sfgr ]"--=final small sigma, Greek-->
<!ENTITY tgr SDATA "[tgr ]"--=small tau, Greek-->
<!ENTITY Tgr SDATA "[Tgr ]"--=capital Tau, Greek-->
<!ENTITY ugr SDATA "[ugr ]"--=small upsilon, Greek-->
<!ENTITY Ugr SDATA "[Ugr ]"--=capital Upsilon, Greek-->
<!ENTITY phgr SDATA "[phgr ]"--=small phi, Greek-->
<!ENTITY PHgr SDATA "[PHgr ]"--=capital Phi, Greek-->
<!ENTITY khgr SDATA "[khgr ]"--=small chi, Greek-->
<!ENTITY KHgr SDATA "[KHgr ]"--=capital Chi, Greek-->
<!ENTITY psgr SDATA "[psgr ]"--=small psi, Greek-->
<!ENTITY PSgr SDATA "[PSgr ]"--=capital Psi, Greek-->
<!ENTITY ohgr SDATA "[ohgr ]"--=small omega, Greek-->
<!ENTITY OHgr SDATA "[OHgr ]"--=capital Omega, Greek-->
```

This entity set contains additional characters needed for Monotoniko Greek.

```
<!-- (C) International Organization for Standardization 1986
Permission to copy in any form is granted for use with
conforming SGML systems and applications as defined in
ISO 8879, provided this notice is included in all copies.
```

```
-->
```

```
<!-- Character entity set. Typical invocation:
```

```
<!ENTITY % ISOgrk2 PUBLIC
"ISO 8879-1986//ENTITIES Monotoniko Greek//EN">
%ISOgrk2;
```

```
-->
```

```
<!ENTITY aacgr SDATA "[aacgr ]"--=small alpha, accent, Greek-->
<!ENTITY Aacgr SDATA "[Aacgr ]"--=capital Alpha, accent, Greek-->
<!ENTITY eacgr SDATA "[eacgr ]"--=small epsilon, accent, Greek-->
<!ENTITY Eacgr SDATA "[Eacgr ]"--=capital Epsilon, accent, Greek-->
<!ENTITY eeacgr SDATA "[eeacgr ]"--=small eta, accent, Greek-->
<!ENTITY EEacgr SDATA "[EEacgr ]"--=capital Eta, accent, Greek-->
<!ENTITY idigr SDATA "[idigr ]"--=small iota, dieresis, Greek-->
<!ENTITY Idigr SDATA "[Idigr ]"--=capital Iota, dieresis, Greek-->
<!ENTITY iacgr SDATA "[iacgr ]"--=small iota, accent, Greek-->
<!ENTITY Iacgr SDATA "[Iacgr ]"--=capital Iota, accent, Greek-->
<!ENTITY idiagr SDATA "[idiagr ]"--=small iota, dieresis, accent, Greek-->
<!ENTITY oacgr SDATA "[oacgr ]"--=small omicron, accent, Greek-->
<!ENTITY Oacgr SDATA "[Oacgr ]"--=capital Omicron, accent, Greek-->
<!ENTITY udigr SDATA "[udigr ]"--=small upsilon, dieresis, Greek-->
<!ENTITY Udigr SDATA "[Udigr ]"--=capital Upsilon, dieresis, Greek-->
<!ENTITY uacgr SDATA "[uacgr ]"--=small upsilon, accent, Greek-->
<!ENTITY Uacgr SDATA "[Uacgr ]"--=capital Upsilon, accent, Greek-->
<!ENTITY udiagr SDATA "[udiagr ]"--=small upsilon, dieresis, accent, Greek-->
<!ENTITY ohacgr SDATA "[ohacgr ]"--=small omega, accent, Greek-->
<!ENTITY OHacgr SDATA "[OHacgr ]"--=capital Omega, accent, Greek-->
```

D.4.2.3 Cyrillic Alphabetic Characters

This entity set consists of Cyrillic characters used in the Russian language.

```
<!-- (C) International Organization for Standardization 1986
Permission to copy in any form is granted for use with
conforming SGML systems and applications as defined in
ISO 8879, provided this notice is included in all copies.
```

```
-->
```

```
<!-- Character entity set. Typical invocation:
```

```
<!ENTITY % ISOcyr1 PUBLIC
"ISO 8879-1986//ENTITIES Russian Cyrillic//EN">
%ISOcyr1;
```

```
-->
```

```
<!ENTITY acy SDATA "[acy ]"--=small a, Cyrillic-->
<!ENTITY Acy SDATA "[Acy ]"--=capital A, Cyrillic-->
<!ENTITY bcy SDATA "[bcy ]"--=small be, Cyrillic-->
<!ENTITY Bcy SDATA "[Bcy ]"--=capital BE, Cyrillic-->
<!ENTITY vcy SDATA "[vcy ]"--=small ve, Cyrillic-->
<!ENTITY Vcy SDATA "[Vcy ]"--=capital VE, Cyrillic-->
<!ENTITY gcy SDATA "[gcy ]"--=small ghe, Cyrillic-->
<!ENTITY Gcy SDATA "[Gcy ]"--=capital GHE, Cyrillic-->
<!ENTITY dcy SDATA "[dcy ]"--=small de, Cyrillic-->
<!ENTITY Dcy SDATA "[Dcy ]"--=capital DE, Cyrillic-->
<!ENTITY iecy SDATA "[iecy ]"--=small ie, Cyrillic-->
<!ENTITY IEcy SDATA "[IEcy ]"--=capital IE, Cyrillic-->
<!ENTITY iocy SDATA "[io cy ]"--=small io, Russian-->
<!ENTITY IOcy SDATA "[IOcy ]"--=capital IO, Russian-->
<!ENTITY zhcy SDATA "[zhcy ]"--=small zhe, Cyrillic-->
<!ENTITY ZHcy SDATA "[ZHcy ]"--=capital ZHE, Cyrillic-->
<!ENTITY zcy SDATA "[zcy ]"--=small ze, Cyrillic-->
```

```

<!ENTITY Zcy SDATA "[Zcy ]"--=capital ZE, Cyrillic-->
<!ENTITY icy SDATA "[icy ]"--=small i, Cyrillic-->
<!ENTITY Icy SDATA "[Icy ]"--=capital I, Cyrillic-->
<!ENTITY jcy SDATA "[jcy ]"--=small short i, Cyrillic-->
<!ENTITY Jcy SDATA "[Jcy ]"--=capital short I, Cyrillic-->
<!ENTITY kcy SDATA "[kcy ]"--=small ka, Cyrillic-->
<!ENTITY Kcy SDATA "[Kcy ]"--=capital KA, Cyrillic-->
<!ENTITY lcy SDATA "[lcy ]"--=small el, Cyrillic-->
<!ENTITY Lcy SDATA "[Lcy ]"--=capital EL, Cyrillic-->
<!ENTITY mcy SDATA "[mcy ]"--=small em, Cyrillic-->
<!ENTITY Mcy SDATA "[Mcy ]"--=capital EM, Cyrillic-->
<!ENTITY ncy SDATA "[ncy ]"--=small en, Cyrillic-->
<!ENTITY Ncy SDATA "[Ncy ]"--=capital EN, Cyrillic-->
<!ENTITY ocy SDATA "[ocy ]"--=small o, Cyrillic-->
<!ENTITY Ocy SDATA "[Ocy ]"--=capital O, Cyrillic-->
<!ENTITY pcy SDATA "[pcy ]"--=small pe, Cyrillic-->
<!ENTITY Pcy SDATA "[Pcy ]"--=capital PE, Cyrillic-->
<!ENTITY rcy SDATA "[rcy ]"--=small er, Cyrillic-->
<!ENTITY Rcy SDATA "[Rcy ]"--=capital ER, Cyrillic-->
<!ENTITY scy SDATA "[scy ]"--=small es, Cyrillic-->
<!ENTITY Scy SDATA "[Scy ]"--=capital ES, Cyrillic-->
<!ENTITY tcy SDATA "[tcy ]"--=small te, Cyrillic-->
<!ENTITY Tcy SDATA "[Tcy ]"--=capital TE, Cyrillic-->
<!ENTITY ucy SDATA "[ucy ]"--=small u, Cyrillic-->
<!ENTITY Ucy SDATA "[Ucy ]"--=capital U, Cyrillic-->
<!ENTITY fcy SDATA "[fcy ]"--=small ef, Cyrillic-->
<!ENTITY Fcy SDATA "[Fcy ]"--=capital EF, Cyrillic-->
<!ENTITY khcy SDATA "[khcy ]"--=small ha, Cyrillic-->
<!ENTITY KHcy SDATA "[KHcy ]"--=capital HA, Cyrillic-->
<!ENTITY tscy SDATA "[tscy ]"--=small tse, Cyrillic-->
<!ENTITY TScy SDATA "[TScy ]"--=capital TSE, Cyrillic-->
<!ENTITY chcy SDATA "[chcy ]"--=small che, Cyrillic-->
<!ENTITY CHcy SDATA "[CHcy ]"--=capital CHE, Cyrillic-->
<!ENTITY shcy SDATA "[shcy ]"--=small sha, Cyrillic-->
<!ENTITY SHcy SDATA "[SHcy ]"--=capital SHA, Cyrillic-->
<!ENTITY shchcy SDATA "[shchcy] "--=small shcha, Cyrillic-->
<!ENTITY SHCHcy SDATA "[SHCHcy] "--=capital SHCHA, Cyrillic-->
<!ENTITY hardcy SDATA "[hardcy] "--=small hard sign, Cyrillic-->
<!ENTITY HARDcy SDATA "[HARDcy] "--=capital HARD sign, Cyrillic-->
<!ENTITY ycy SDATA "[ycy ]"--=small yeru, Cyrillic-->
<!ENTITY Ycy SDATA "[Ycy ]"--=capital YERU, Cyrillic-->
<!ENTITY softcy SDATA "[softcy] "--=small soft sign, Cyrillic-->
<!ENTITY SOFTcy SDATA "[SOFTcy] "--=capital SOFT sign, Cyrillic-->
<!ENTITY ecy SDATA "[ecy ]"--=small e, Cyrillic-->
<!ENTITY Ecy SDATA "[Ecy ]"--=capital E, Cyrillic-->
<!ENTITY yucy SDATA "[yucy ]"--=small yu, Cyrillic-->
<!ENTITY YUcy SDATA "[YUcy ]"--=capital YU, Cyrillic-->
<!ENTITY yacy SDATA "[yacy ]"--=small ya, Cyrillic-->
<!ENTITY YAcy SDATA "[YAcy ]"--=capital YA, Cyrillic-->
<!ENTITY numero SDATA "[numero] "--=numero sign-->

```

This entity set consists of Cyrillic characters that are not used in the Russian language.

```

<!-- (C) International Organization for Standardization 1986
Permission to copy in any form is granted for use with
conforming SGML systems and applications as defined in
ISO 8879, provided this notice is included in all copies.
-->

```

```

<!-- Character entity set. Typical invocation:
<!ENTITY % ISOcyr2 PUBLIC
"ISO 8879-1986//ENTITIES Non-Russian Cyrillic//EN">
%ISOcyr2;

```



```

-->
<!ENTITY djcy SDATA "[djcy ]"--=small dje, Serbian-->
<!ENTITY DJcy SDATA "[DJcy ]"--=capital DJE, Serbian-->
<!ENTITY gjcy SDATA "[gjcy ]"--=small gje, Macedonian-->
<!ENTITY GJcy SDATA "[GJcy ]"--=capital GJE Macedonian-->
<!ENTITY jukcy SDATA "[jukcy ]"--=small je, Ukrainian-->
<!ENTITY Jukcy SDATA "[Jukcy ]"--=capital JE, Ukrainian-->
<!ENTITY dscy SDATA "[dscy ]"--=small dse, Macedonian-->
<!ENTITY DScy SDATA "[DScy ]"--=capital DSE, Macedonian-->
<!ENTITY iukcy SDATA "[iukcy ]"--=small i, Ukrainian-->
<!ENTITY Iukcy SDATA "[Iukcy ]"--=capital I, Ukrainian-->
<!ENTITY yicy SDATA "[yicy ]"--=small yi, Ukrainian-->
<!ENTITY YIcy SDATA "[YIcy ]"--=capital YI, Ukrainian-->
<!ENTITY jsercy SDATA "[jsercy]"--=small je, Serbian-->
<!ENTITY Jsercy SDATA "[Jsercy]"--=capital JE, Serbian-->
<!ENTITY ljcy SDATA "[ljcy ]"--=small lje, Serbian-->
<!ENTITY LJcy SDATA "[LJcy ]"--=capital LJE, Serbian-->
<!ENTITY njcy SDATA "[njcy ]"--=small nje, Serbian-->
<!ENTITY NJcy SDATA "[NJcy ]"--=capital NJE, Serbian-->
<!ENTITY tshcy SDATA "[tshcy ]"--=small tshe, Serbian-->
<!ENTITY TSHcy SDATA "[TSHcy ]"--=capital TSHE, Serbian-->
<!ENTITY kjcy SDATA "[kjcy ]"--=small kje Macedonian-->
<!ENTITY KJcy SDATA "[KJcy ]"--=capital KJE, Macedonian-->
<!ENTITY ubrcy SDATA "[ubrcy ]"--=small u, Byelorussian-->
<!ENTITY Ubrcy SDATA "[Ubrcy ]"--=capital U, Byelorussian-->
<!ENTITY dzcy SDATA "[dzcy ]"--=small dze, Serbian-->
<!ENTITY DZcy SDATA "[DZcy ]"--=capital dze, Serbian-->

```

D.4.3 General Use

D.4.3.1 Numeric and Special Graphic Characters

This set includes, among others, minimum data characters and reference concrete syntax markup characters. Such characters are normally directly keyable, but when they are assigned to delimiter roles, an entity reference may be needed to enter them as data.

```

<!-- (C) International Organization for Standardization 1986
Permission to copy in any form is granted for use with
conforming SGML systems and applications as defined in
ISO 8879, provided this notice is included in all copies.

```

```

-->

```

```

<!-- Character entity set. Typical invocation:

```

```

<!ENTITY % ISOnum PUBLIC
"ISO 8879-1986//ENTITIES Numeric and Special Graphic//EN">
%ISOnum;

```

```

-->

```

```

<!ENTITY half SDATA "[half ]"--=fraction one-half-->
<!ENTITY frac12 SDATA "[frac12]"--=fraction one-half-->
<!ENTITY frac14 SDATA "[frac14]"--=fraction one-quarter-->
<!ENTITY frac34 SDATA "[frac34]"--=fraction three-quarters-->
<!ENTITY frac18 SDATA "[frac18]"--=fraction one-eighth-->
<!ENTITY frac38 SDATA "[frac38]"--=fraction three-eighths-->
<!ENTITY frac58 SDATA "[frac58]"--=fraction five-eighths-->
<!ENTITY frac78 SDATA "[frac78]"--=fraction seven-eighths-->

```

```

<!ENTITY sup1 SDATA "[sup1 ]"--=superscript one-->
<!ENTITY sup2 SDATA "[sup2 ]"--=superscript two-->
<!ENTITY sup3 SDATA "[sup3 ]"--=superscript three-->

```

```

<!ENTITY plus SDATA "[plus ]"--=plus sign B:-->
<!ENTITY plusmn SDATA "[plusmn]"/=plus-or-minus sign-->
<!ENTITY lt SDATA "[lt ]"--=less-than sign R:-->

```

```

<!ENTITY equals SDATA "[equals]"--=equals sign R:-->
<!ENTITY gt SDATA "[gt]"--=greater-than sign R:-->
<!ENTITY divide SDATA "[divide]"--/div B: =divide sign-->
<!ENTITY times SDATA "[times]"--/times B: =multiply sign-->

<!ENTITY curren SDATA "[curren]"--=general currency sign-->
<!ENTITY pound SDATA "[pound]"--=pound sign-->
<!ENTITY dollar SDATA "[dollar]"--=dollar sign-->
<!ENTITY cent SDATA "[cent]"--=cent sign-->
<!ENTITY yen SDATA "[yen]"--/yen =yen sign-->

<!ENTITY num SDATA "[num]"--=number sign-->
<!ENTITY percnt SDATA "[percnt]"--=percent sign-->
<!ENTITY amp SDATA "[amp]"--=ampersand-->
<!ENTITY ast SDATA "[ast]"--/ast B: =asterisk-->
<!ENTITY commat SDATA "[commat]"--=commercial at-->
<!ENTITY lsqb SDATA "[lsqb]"--/lbrack O: =left square bracket-->
<!ENTITY bsol SDATA "[bsol]"--/backslash =reverse solidus-->
<!ENTITY rsqb SDATA "[rsqb]"--/rbrack C: =right square bracket-->
<!ENTITY lcub SDATA "[lcub]"--/lbrace O: =left curly bracket-->
<!ENTITY horbar SDATA "[horbar]"--=horizontal bar-->
<!ENTITY verbar SDATA "[verbar]"--/vert =vertical bar-->
<!ENTITY rcub SDATA "[rcub]"--/rbrace C: =right curly bracket-->
<!ENTITY micro SDATA "[micro]"--=micro sign-->
<!ENTITY ohm SDATA "[ohm]"--=ohm sign-->
<!ENTITY deg SDATA "[deg]"--=degree sign-->
<!ENTITY ordm SDATA "[ordm]"--=ordinal indicator, masculine-->
<!ENTITY ordf SDATA "[ordf]"--=ordinal indicator, feminine-->
<!ENTITY sect SDATA "[sect]"--=section sign-->
<!ENTITY para SDATA "[para]"--=pilcrow (paragraph sign)-->
<!ENTITY middot SDATA "[middot]"--/centerdot B: =middle dot-->
<!ENTITY larr SDATA "[larr]"--/leftarrow /gets A: =leftward arrow-->
<!ENTITY rarr SDATA "[rarr]"--/rightarrow /to A: =rightward arrow-->
<!ENTITY uarr SDATA "[uarr]"--/uparrow A: =upward arrow-->
<!ENTITY darr SDATA "[darr]"--/downarrow A: =downward arrow-->
<!ENTITY copy SDATA "[copy]"--=copyright sign-->
<!ENTITY reg SDATA "[reg]"--/circledR =registered sign-->
<!ENTITY trade SDATA "[trade]"--=trade mark sign-->
<!ENTITY brvbar SDATA "[brvbar]"--=broken (vertical) bar-->
<!ENTITY not SDATA "[not]"--/neg /lnot =not sign-->
<!ENTITY sung SDATA "[sung]"--=music note (sung text sign)-->

<!ENTITY excl SDATA "[excl]"--=exclamation mark-->
<!ENTITY iexcl SDATA "[iexcl]"--=inverted exclamation mark-->
<!ENTITY quot SDATA "[quot]"--=quotation mark-->
<!ENTITY apos SDATA "[apos]"--=apostrophe-->
<!ENTITY lpar SDATA "[lpar]"--O: =left parenthesis-->
<!ENTITY rpar SDATA "[rpar]"--C: =right parenthesis-->
<!ENTITY comma SDATA "[comma]"--P: =comma-->
<!ENTITY lowbar SDATA "[lowbar]"--=low line-->
<!ENTITY hyphen SDATA "[hyphen]"--=hyphen-->
<!ENTITY period SDATA "[period]"--=full stop, period-->
<!ENTITY sol SDATA "[sol]"--=solidus-->
<!ENTITY colon SDATA "[colon]"--/colon P:-->
<!ENTITY semi SDATA "[semi]"--=semicolon P:-->
<!ENTITY quest SDATA "[quest]"--=question mark-->
<!ENTITY iquest SDATA "[iquest]"--=inverted question mark-->
<!ENTITY laquo SDATA "[laquo]"--=angle quotation mark, left-->
<!ENTITY raquo SDATA "[raquo]"--=angle quotation mark, right-->
<!ENTITY lsquo SDATA "[lsquo]"--=single quotation mark, left-->
<!ENTITY rsquo SDATA "[rsquo]"--=single quotation mark, right-->
<!ENTITY ldquo SDATA "[ldquo]"--=double quotation mark, left-->

```

```

<!ENTITY rdquo SDATA "[rdquo ]"--=double quotation mark, right-->
<!ENTITY nbsp SDATA "[nbsp ]"--=no break (required) space-->
<!ENTITY shy SDATA "[shy ]"--=soft hyphen-->

```

D.4.3.2 Diacritical Mark Characters

These entities are considered to represent independent characters.

```

<!-- (C) International Organization for Standardization 1986
Permission to copy in any form is granted for use with
conforming SGML systems and applications as defined in
ISO 8879, provided this notice is included in all copies.
-->

```

```

<!-- Character entity set. Typical invocation:
<!ENTITY % ISODia PUBLIC
"ISO 8879-1986//ENTITIES Diacritical Marks//EN">
%ISODia;
-->

```

```

<!ENTITY acute SDATA "[acute ]"--=acute accent-->
<!ENTITY breve SDATA "[breve ]"--=breve-->
<!ENTITY caron SDATA "[caron ]"--=caron-->
<!ENTITY cedil SDATA "[cedil ]"--=cedilla-->
<!ENTITY circ SDATA "[circ ]"--=circumflex accent-->
<!ENTITY dblac SDATA "[dblac ]"--=double acute accent-->
<!ENTITY die SDATA "[die ]"--=dieresis-->
<!ENTITY dot SDATA "[dot ]"--=dot above-->
<!ENTITY grave SDATA "[grave ]"--=grave accent-->
<!ENTITY macr SDATA "[macr ]"--=macron-->
<!ENTITY ogon SDATA "[ogon ]"--=ogonek-->
<!ENTITY ring SDATA "[ring ]"--=ring-->
<!ENTITY tilde SDATA "[tilde ]"--=tilde-->
<!ENTITY uml SDATA "[uml ]"--=umlaut mark-->

```

D.4.3.3 Publishing Characters

```

<!-- (C) International Organization for Standardization 1986
Permission to copy in any form is granted for use with
conforming SGML systems and applications as defined in
ISO 8879, provided this notice is included in all copies.
-->

```

```

<!-- Character entity set. Typical invocation:
<!ENTITY % ISOpub PUBLIC
"ISO 8879-1986//ENTITIES Publishing//EN">
%ISOpub;
-->

```

```

<!ENTITY emsp SDATA "[emsp ]"--=em space-->
<!ENTITY ensp SDATA "[ensp ]"--=en space (1/2-em)-->
<!ENTITY emsp13 SDATA "[emsp3 ]"--=1/3-em space-->
<!ENTITY emsp14 SDATA "[emsp4 ]"--=1/4-em space-->
<!ENTITY numsp SDATA "[numsp ]"--=digit space (width of a number)-->
<!ENTITY puncsp SDATA "[puncsp ]"--=punctuation space (width of comma)-->
<!ENTITY thinsp SDATA "[thinsp ]"--=thin space (1/6-em)-->
<!ENTITY hairsp SDATA "[hairsp ]"--=hair space-->
<!ENTITY mdash SDATA "[mdash ]"--=em dash-->
<!ENTITY ndash SDATA "[ndash ]"--=en dash-->
<!ENTITY dash SDATA "[dash ]"--=hyphen (true graphic)-->
<!ENTITY blank SDATA "[blank ]"--=significant blank symbol-->
<!ENTITY hellip SDATA "[hellip ]"--=ellipsis (horizontal)-->
<!ENTITY nldr SDATA "[nldr ]"--=double baseline dot (en leader)-->
<!ENTITY frac13 SDATA "[frac13 ]"--=fraction one-third-->
<!ENTITY frac23 SDATA "[frac23 ]"--=fraction two-thirds-->
<!ENTITY frac15 SDATA "[frac15 ]"--=fraction one-fifth-->

```

```

<!ENTITY frac25 SDATA "[frac25]"--=fraction two-fifths-->
<!ENTITY frac35 SDATA "[frac35]"--=fraction three-fifths-->
<!ENTITY frac45 SDATA "[frac45]"--=fraction four-fifths-->
<!ENTITY frac16 SDATA "[frac16]"--=fraction one-sixth-->
<!ENTITY frac56 SDATA "[frac56]"--=fraction five-sixths-->
<!ENTITY incare SDATA "[incare]"--=in-care-of symbol-->
<!ENTITY block SDATA "[block]"--=full block-->
<!ENTITY uhblk SDATA "[uhblk]"--=upper half block-->
<!ENTITY lhblk SDATA "[lhblk]"--=lower half block-->
<!ENTITY blk14 SDATA "[blk14]"--=25% shaded block-->
<!ENTITY blk12 SDATA "[blk12]"--=50% shaded block-->
<!ENTITY blk34 SDATA "[blk34]"--=75% shaded block-->
<!ENTITY marker SDATA "[marker]"--=histogram marker-->
<!ENTITY cir SDATA "[cir]"--/circ B: =circle, open-->
<!ENTITY squ SDATA "[squ]"--=square, open-->
<!ENTITY rect SDATA "[rect]"--=rectangle, open-->
<!ENTITY utri SDATA "[utri]"--/triangle =up triangle, open-->
<!ENTITY dtri SDATA "[dtri]"--/triangledown =down triangle, open-->
<!ENTITY star SDATA "[star]"--=star, open-->
<!ENTITY bull SDATA "[bull]"--/bullet B: =round bullet, filled-->
<!ENTITY squf SDATA "[squf]"--/blacksquare =sq bullet, filled-->
<!ENTITY utrif SDATA "[utrif]"--/blacktriangle =up tri, filled-->
<!ENTITY dtrif SDATA "[dtrif]"--/blacktriangledown =dn tri, filled-->
<!ENTITY ltrif SDATA "[ltrif]"--/blacktriangleleft R: =l tri, filled-->
<!ENTITY rtrif SDATA "[rtrif]"--/blacktriangleright R: =r tri, filled-->
<!ENTITY clubs SDATA "[clubs]"--/clubsuit =club suit symbol-->
<!ENTITY diams SDATA "[diams]"--/diamondsuit =diamond suit symbol-->
<!ENTITY hearts SDATA "[hearts]"--/heartsuit =heart suit symbol-->
<!ENTITY spades SDATA "[spades]"--/spadesuit =spades suit symbol-->
<!ENTITY malt SDATA "[malt]"--/maltese =maltese cross-->
<!ENTITY dagger SDATA "[dagger]"--/dagger B: =dagger-->
<!ENTITY Dagger SDATA "[Dagger]"--/ddagger B: =double dagger-->
<!ENTITY check SDATA "[check]"--/checkmark =tick, check mark-->
<!ENTITY cross SDATA "[ballot]"--=ballot cross-->
<!ENTITY sharp SDATA "[sharp]"--/sharp =musical sharp-->
<!ENTITY flat SDATA "[flat]"--/flat =musical flat-->
<!ENTITY male SDATA "[male]"--=male symbol-->
<!ENTITY female SDATA "[female]"--=female symbol-->
<!ENTITY phone SDATA "[phone]"--=telephone symbol-->
<!ENTITY telrec SDATA "[telrec]"--=telephone recorder symbol-->
<!ENTITY copysr SDATA "[copysr]"--=sound recording copyright sign-->
<!ENTITY caret SDATA "[caret]"--=caret (insertion mark)-->
<!ENTITY lsquor SDATA "[lsquor]"--=rising single quote, left (low)-->
<!ENTITY ldquor SDATA "[ldquor]"--=rising dbl quote, left (low)-->

<!ENTITY fflig SDATA "[fflig]"--small ff ligature-->
<!ENTITY filig SDATA "[filig]"--small fi ligature-->
<!ENTITY fjlig SDATA "[fjlig]"--small fj ligature-->
<!ENTITY ffilig SDATA "[ffilig]"--small ffi ligature-->
<!ENTITY ffllig SDATA "[ffllig]"--small ffl ligature-->
<!ENTITY fllig SDATA "[fllig]"--small fl ligature-->

<!ENTITY mldr SDATA "[mldr]"--em leader-->
<!ENTITY rdquor SDATA "[rdquor]"--rising dbl quote, right (high)-->
<!ENTITY rsquor SDATA "[rsquor]"--rising single quote, right (high)-->
<!ENTITY vellip SDATA "[vellip]"--vertical ellipsis-->

<!ENTITY hybull SDATA "[hybull]"--rectangle, filled (hyphen bullet)-->
<!ENTITY loz SDATA "[loz]"--/lozenge - lozenge or total mark-->
<!ENTITY lozf SDATA "[lozf]"--/blacklozenge - lozenge, filled-->
<!ENTITY ltri SDATA "[ltri]"--/triangleleft B: l triangle, open-->
<!ENTITY rtri SDATA "[rtri]"--/triangleright B: r triangle, open-->

```

```

<!ENTITY starf SDATA "[starf ]"--/bigstar - star, filled-->
<!ENTITY natur SDATA "[natur ]"--/natural - music natural-->
<!ENTITY rx SDATA "[rx ]"--pharmaceutical prescription (Rx)-->
<!ENTITY sext SDATA "[sext ]"--sextile (6-pointed star)-->

<!ENTITY target SDATA "[target]"--register mark or target-->
<!ENTITY dlcrop SDATA "[dlcrop]"--downward left crop mark -->
<!ENTITY drcrop SDATA "[drcrop]"--downward right crop mark -->
<!ENTITY ulcrop SDATA "[ulcrop]"--upward left crop mark -->
<!ENTITY urcrop SDATA "[urcrop]"--upward right crop mark -->

```

D.4.3.4 Box and Line Drawing Characters

```

<!-- (C) International Organization for Standardization 1986
Permission to copy in any form is granted for use with
conforming SGML systems and applications as defined in
ISO 8879, provided this notice is included in all copies.
-->
<!-- Character entity set. Typical invocation:
<!ENTITY % ISObox PUBLIC
"ISO 8879-1986//ENTITIES Box and Line Drawing//EN">
%ISObox;
-->
<!-- All names are in the form: box1234, where:
box = constants that identify a box drawing entity.
1&2 = v, V, u, U, d, D, Ud, or uD, as follows:
v = vertical line for full height.
u = upper half of vertical line.
d = downward (lower) half of vertical line.
3&4 = h, H, l, L, r, R, Lr, or lR, as follows:
h = horizontal line for full width.
l = left half of horizontal line.
r = right half of horizontal line.
In all cases, an upper-case letter means a double or heavy line.
-->
<!ENTITY boxh SDATA "[boxh ]"--horizontal line -->
<!ENTITY boxv SDATA "[boxv ]"--vertical line-->
<!ENTITY boxur SDATA "[boxur ]"--upper right quadrant-->
<!ENTITY boxul SDATA "[boxul ]"--upper left quadrant-->
<!ENTITY boxdl SDATA "[boxdl ]"--lower left quadrant-->
<!ENTITY boxdr SDATA "[boxdr ]"--lower right quadrant-->
<!ENTITY boxvr SDATA "[boxvr ]"--upper and lower right quadrants-->
<!ENTITY boxhu SDATA "[boxhu ]"--upper left and right quadrants-->
<!ENTITY boxvl SDATA "[boxvl ]"--upper and lower left quadrants-->
<!ENTITY boxhd SDATA "[boxhd ]"--lower left and right quadrants-->
<!ENTITY boxvh SDATA "[boxvh ]"--all four quadrants-->
<!ENTITY boxvR SDATA "[boxvR ]"--upper and lower right quadrants-->
<!ENTITY boxhU SDATA "[boxhU ]"--upper left and right quadrants-->
<!ENTITY boxvL SDATA "[boxvL ]"--upper and lower left quadrants-->
<!ENTITY boxhD SDATA "[boxhD ]"--lower left and right quadrants-->
<!ENTITY boxvH SDATA "[boxvH ]"--all four quadrants-->
<!ENTITY boxH SDATA "[boxH ]"--horizontal line-->
<!ENTITY boxV SDATA "[boxV ]"--vertical line-->
<!ENTITY boxUR SDATA "[boxUR ]"--upper right quadrant-->
<!ENTITY boxUL SDATA "[boxUL ]"--upper left quadrant-->
<!ENTITY boxDL SDATA "[boxDL ]"--lower left quadrant-->
<!ENTITY boxDR SDATA "[boxDR ]"--lower right quadrant-->
<!ENTITY boxVR SDATA "[boxVR ]"--upper and lower right quadrants-->
<!ENTITY boxHU SDATA "[boxHU ]"--upper left and right quadrants-->
<!ENTITY boxVL SDATA "[boxVL ]"--upper and lower left quadrants-->
<!ENTITY boxHD SDATA "[boxHD ]"--lower left and right quadrants-->

```

```

<!ENTITY boxVH SDATA "[boxVH ]"--all four quadrants-->
<!ENTITY boxVr SDATA "[boxVr ]"--upper and lower right quadrants-->
<!ENTITY boxHu SDATA "[boxHu ]"--upper left and right quadrants-->
<!ENTITY boxVl SDATA "[boxVl ]"--upper and lower left quadrants-->
<!ENTITY boxHd SDATA "[boxHd ]"--lower left and right quadrants-->
<!ENTITY boxVh SDATA "[boxVh ]"--all four quadrants-->
<!ENTITY boxuR SDATA "[boxuR ]"--upper right quadrant-->
<!ENTITY boxU1 SDATA "[boxU1 ]"--upper left quadrant-->
<!ENTITY boxdL SDATA "[boxdL ]"--lower left quadrant-->
<!ENTITY boxDr SDATA "[boxDr ]"--lower right quadrant-->
<!ENTITY boxUr SDATA "[boxUr ]"--upper right quadrant-->
<!ENTITY boxuL SDATA "[boxuL ]"--upper left quadrant-->
<!ENTITY boxD1 SDATA "[boxD1 ]"--lower left quadrant-->
<!ENTITY boxdR SDATA "[boxdR ]"--lower right quadrant-->

```

D.4.4 Technical Use

As many technical symbols can be used in more than one context, the entity names in this category normally describe the graphic visually, rather than attempting to convey the semantic concept that is usually associated with it.

The following abbreviations are used with substantial consistency:

Prefixes:

l = left; r = right; u = up; d = down; h = horizontal; v = vertical
 b = back, reversed
 cu = curly
 g = greater than; l = less than;
 n = negated;
 o = in circle
 s = small, short;
 sq = square shaped
 thk = thick;
 x = extended, long, big;

Bodies:

ap = approx;
 arr = arrow; har = harpoon
 pr = precedes; sc = succeeds
 sub = subset; sup = superset

Suffixes:

b = boxed;
 f = filled, black, solid
 e = single equals; E = double equals;
 hk = hook
 s = slant
 t = tail
 w = wavy, squiggly;
 2 = two of

Upper-case letter means "doubled" (or sometimes "two of")

NOTE — Visual depictions of most of the technical use entities are identified by their entity names in *Association of American Publishers Electronic Manuscript Series: Markup of Mathematical Formulas*, published by the Association of American Publishers, Inc., 2005 Massachusetts Avenue, N.W., Washington, DC 20036, U.S.A.

D.4.4.1 General

```

<!-- (C) International Organization for Standardization 1986
Permission to copy in any form is granted for use with
conforming SGML systems and applications as defined in
ISO 8879, provided this notice is included in all copies.
-->

```

```

<!-- Character entity set. Typical invocation:

```

```
<!ENTITY % ISOTech PUBLIC
"ISO 8879-1986//ENTITIES General Technical//EN">
%ISOTech;
```

```
-->
<!ENTITY aleph SDATA "[aleph ]"--/aleph =aleph, Hebrew-->
<!ENTITY and SDATA "[and ]"--/wedge /land B: =logical and-->
<!ENTITY ang90 SDATA "[ang90 ]"--=right (90 degree) angle-->
<!ENTITY angsph SDATA "[angsph]"--/sphericalangle =angle-spherical-->
<!ENTITY ap SDATA "[ap ]"--/approx R: =approximate-->
<!ENTITY becaus SDATA "[becaus]"--/because R: =because-->
<!ENTITY bottom SDATA "[bottom]"--/bot B: =perpendicular-->
<!ENTITY cap SDATA "[cap ]"--/cap B: =intersection-->
<!ENTITY cong SDATA "[cong ]"--/cong R: =congruent with-->
<!ENTITY conint SDATA "[conint]"--/oint L: =contour integral operator-->
<!ENTITY cup SDATA "[cup ]"--/cup B: =union or logical sum-->
<!ENTITY equiv SDATA "[equiv ]"--/equiv R: =identical with-->
<!ENTITY exist SDATA "[exist]"--/exists =at least one exists-->
<!ENTITY forall SDATA "[forall]"--/forall =for all-->
<!ENTITY fnof SDATA "[fnof]"--=function of (italic small f)-->
<!ENTITY ge SDATA "[ge ]"--/geq /ge R: =greater-than-or-equal-->
<!ENTITY iff SDATA "[iff ]"--/iff =if and only if-->
<!ENTITY infin SDATA "[infin]"--/infty =infinity-->
<!ENTITY int SDATA "[int ]"--/int L: =integral operator-->
<!ENTITY isin SDATA "[isin ]"--/in R: =set membership-->
<!ENTITY lang SDATA "[lang ]"--/langl O: =left angle bracket-->
<!ENTITY lArr SDATA "[lArr ]"--/Leftarrow A: =is implied by-->
<!ENTITY le SDATA "[le ]"--/leq /le R: =less-than-or-equal-->
<!ENTITY minus SDATA "[minus]"--B: =minus sign-->
<!ENTITY mnplus SDATA "[mnplus]"--/mp B: =minus-or-plus sign-->
<!ENTITY nabla SDATA "[nabla]"--/nabla =del, Hamilton operator-->
<!ENTITY ne SDATA "[ne ]"--/ne /neq R: =not equal-->
<!ENTITY ni SDATA "[ni ]"--/ni /owns R: =contains-->
<!ENTITY or SDATA "[or ]"--/vee /lor B: =logical or-->
<!ENTITY par SDATA "[par ]"--/parallel R: =parallel-->
<!ENTITY part SDATA "[part]"--/partial =partial differential-->
<!ENTITY permil SDATA "[permil]"--=per thousand-->
<!ENTITY perp SDATA "[perp ]"--/perp R: =perpendicular-->
<!ENTITY prime SDATA "[prime]"--/prime =prime or minute-->
<!ENTITY Prime SDATA "[Prime]"--=double prime or second-->
<!ENTITY prop SDATA "[prop]"--/propto R: =is proportional to-->
<!ENTITY radic SDATA "[radic]"--/surd =radical-->
<!ENTITY rang SDATA "[rang ]"--/rangle C: =right angle bracket-->
<!ENTITY rArr SDATA "[rArr ]"--/Rrightarrow A: =implies-->
<!ENTITY sim SDATA "[sim ]"--/sim R: =similar-->
<!ENTITY sime SDATA "[sime]"--/simeq R: =similar, equals-->
<!ENTITY square SDATA "[square]"--/square B: =square-->
<!ENTITY sub SDATA "[sub ]"--/subset R: =subset or is implied by-->
<!ENTITY sube SDATA "[sube]"--/subeteq R: =subset, equals-->
<!ENTITY sup SDATA "[sup ]"--/supset R: =superset or implies-->
<!ENTITY supe SDATA "[supe]"--/supseteq R: =superset, equals-->
<!ENTITY there4 SDATA "[there4]"--/therefore R: =therefore-->
<!ENTITY Verbar SDATA "[Verbar]"--/Vert =dbl vertical bar-->

<!ENTITY angst SDATA "[angst]"--Angstrom =capital A, ring-->
<!ENTITY bernou SDATA "[bernou]"--Bernoulli function (script capital B)-->
<!ENTITY compfn SDATA "[compfn]"--B: composite function (small circle)-->
<!ENTITY Dot SDATA "[Dot]"--=dieresis or umlaut mark-->
<!ENTITY DotDot SDATA "[DotDot]"--four dots above-->
<!ENTITY hamilt SDATA "[hamilt]"--Hamiltonian (script capital H)-->
<!ENTITY lagran SDATA "[lagran]"--Lagrangian (script capital L)-->
<!ENTITY lowast SDATA "[lowast]"--low asterisk-->
<!ENTITY notin SDATA "[notin]"--N: negated set membership-->
```

```

<!ENTITY order SDATA "[order ]"--order of (script small o)-->
<!ENTITY phmmat SDATA "[phmmat]"--physics M-matrix (script capital M)-->
<!ENTITY tdot SDATA "[tdot ]"--three dots above-->
<!ENTITY tprime SDATA "[tprime]"--triple prime-->
<!ENTITY wedgeq SDATA "[wedgeq]"--R: corresponds to (wedge, equals)-->

```

D.4.4.2 Greek Symbols

This entity set defines the Greek character names for use as variable names in technical applications.

```

<!-- (C) International Organization for Standardization 1986
Permission to copy in any form is granted for use with
conforming SGML systems and applications as defined in
ISO 8879, provided this notice is included in all copies.
-->
<!-- Character entity set. Typical invocation:
<!ENTITY % ISOgrk3 PUBLIC
"ISO 8879-1986//ENTITIES Greek Symbols//EN">
%ISOgrk3;
-->
<!ENTITY alpha SDATA "[alpha ]"--=small alpha, Greek-->
<!ENTITY beta SDATA "[beta ]"--=small beta, Greek-->
<!ENTITY gamma SDATA "[gamma ]"--=small gamma, Greek-->
<!ENTITY Gamma SDATA "[Gamma ]"--=capital Gamma, Greek-->
<!ENTITY gammad SDATA "[gammad]"--/digamma-->
<!ENTITY delta SDATA "[delta ]"--=small delta, Greek-->
<!ENTITY Delta SDATA "[Delta ]"--=capital Delta, Greek-->
<!ENTITY epsi SDATA "[epsi ]"--=small epsilon, Greek-->
<!ENTITY epsiv SDATA "[epsiv]"--/varepsilon-->
<!ENTITY epsis SDATA "[epsis]"--/straightepsilon-->
<!ENTITY zeta SDATA "[zeta ]"--=small zeta, Greek-->
<!ENTITY eta SDATA "[eta ]"--=small eta, Greek-->
<!ENTITY thetas SDATA "[thetas]"--straight theta-->
<!ENTITY Theta SDATA "[Theta ]"--=capital Theta, Greek-->
<!ENTITY thetav SDATA "[thetav]"--/vartheta - curly or open theta-->
<!ENTITY iota SDATA "[iota ]"--=small iota, Greek-->
<!ENTITY kappa SDATA "[kappa ]"--=small kappa, Greek-->
<!ENTITY kappav SDATA "[kappav]"--/varkappa-->
<!ENTITY lambda SDATA "[lambda ]"--=small lambda, Greek-->
<!ENTITY Lambda SDATA "[Lambda ]"--=capital Lambda, Greek-->
<!ENTITY mu SDATA "[mu ]"--=small mu, Greek-->
<!ENTITY nu SDATA "[nu ]"--=small nu, Greek-->
<!ENTITY xi SDATA "[xi ]"--=small xi, Greek-->
<!ENTITY Xi SDATA "[Xi ]"--=capital Xi, Greek-->
<!ENTITY pi SDATA "[pi ]"--=small pi, Greek-->
<!ENTITY piv SDATA "[piv]"--/varpi-->
<!ENTITY Pi SDATA "[Pi ]"--=capital Pi, Greek-->
<!ENTITY rho SDATA "[rho ]"--=small rho, Greek-->
<!ENTITY rhov SDATA "[rhov]"--/varrho-->
<!ENTITY sigma SDATA "[sigma ]"--=small sigma, Greek-->
<!ENTITY Sigma SDATA "[Sigma ]"--=capital Sigma, Greek-->
<!ENTITY sigmav SDATA "[sigmav]"--/varsigma-->
<!ENTITY tau SDATA "[tau ]"--=small tau, Greek-->
<!ENTITY upsi SDATA "[upsi ]"--=small upsilon, Greek-->
<!ENTITY Upsi SDATA "[Upsi ]"--=capital Upsilon, Greek-->
<!ENTITY phis SDATA "[phis]"--/straightphi - straight phi-->
<!ENTITY Phi SDATA "[Phi ]"--=capital Phi, Greek-->
<!ENTITY phiv SDATA "[phiv]"--/varphi - curly or open phi-->
<!ENTITY chi SDATA "[chi ]"--=small chi, Greek-->
<!ENTITY psi SDATA "[psi ]"--=small psi, Greek-->
<!ENTITY Psi SDATA "[Psi ]"--=capital Psi, Greek-->
<!ENTITY omega SDATA "[omega ]"--=small omega, Greek-->

```



```
<!ENTITY Omega SDATA "[Omega ]"--=capital Omega, Greek-->
```

D.4.4.3 Alternative Greek Symbols

The characters in this entity set can be used in conjunction with the preceding one when a separate class of variables is required. By convention, they are displayed in a different font or style (usually emboldened).

```
<!-- (C) International Organization for Standardization 1986
Permission to copy in any form is granted for use with
conforming SGML systems and applications as defined in
ISO 8879, provided this notice is included in all copies.
-->
<!-- Character entity set. Typical invocation:
<!ENTITY % ISOgrk4 PUBLIC
"ISO 8879-1986//ENTITIES Alternative Greek Symbols//EN">
%ISOgrk4;
-->
<!ENTITY b.alpha SDATA "[b.alpha ]"--=small alpha, Greek-->
<!ENTITY b.beta SDATA "[b.beta ]"--=small beta, Greek-->
<!ENTITY b.gamma SDATA "[b.gamma ]"--=small gamma, Greek-->
<!ENTITY b.Gamma SDATA "[b.Gamma ]"--=capital Gamma, Greek-->
<!ENTITY b.gammad SDATA "[b.gammad]"--/digamma-->
<!ENTITY b.delta SDATA "[b.delta ]"--=small delta, Greek-->
<!ENTITY b.Delta SDATA "[b.Delta ]"--=capital Delta, Greek-->
<!ENTITY b.epsi SDATA "[b.epsi ]"--=small epsilon, Greek-->
<!ENTITY b.epsiv SDATA "[b.epsiv ]"--/varepsilon-->
<!ENTITY b.epsis SDATA "[b.epsis ]"--/straightepsilon-->
<!ENTITY b.zeta SDATA "[b.zeta ]"--=small zeta, Greek-->
<!ENTITY b.eta SDATA "[b.eta ]"--=small eta, Greek-->
<!ENTITY b.thetas SDATA "[b.thetas]"--straight theta-->
<!ENTITY b.Theta SDATA "[b.Theta ]"--=capital Theta, Greek-->
<!ENTITY b.thetav SDATA "[b.thetav]"--/vartheta - curly or open theta-->
<!ENTITY b.iota SDATA "[b.iota ]"--=small iota, Greek-->
<!ENTITY b.kappa SDATA "[b.kappa ]"--=small kappa, Greek-->
<!ENTITY b.kappav SDATA "[b.kappav]"--/varkappa-->
<!ENTITY b.lambda SDATA "[b.lambda]"--=small lambda, Greek-->
<!ENTITY b.Lambda SDATA "[b.Lambda]"--=capital Lambda, Greek-->
<!ENTITY b.mu SDATA "[b.mu ]"--=small mu, Greek-->
<!ENTITY b.nu SDATA "[b.nu ]"--=small nu, Greek-->
<!ENTITY b.xi SDATA "[b.xi ]"--=small xi, Greek-->
<!ENTITY b.Xi SDATA "[b.Xi ]"--=capital Xi, Greek-->
<!ENTITY b.pi SDATA "[b.pi ]"--=small pi, Greek-->
<!ENTITY b.Pi SDATA "[b.Pi ]"--=capital Pi, Greek-->
<!ENTITY b.piv SDATA "[b.piv ]"--/varpi-->
<!ENTITY b.rho SDATA "[b.rho ]"--=small rho, Greek-->
<!ENTITY b.rhov SDATA "[b.rhov ]"--/varrho-->
<!ENTITY b.sigma SDATA "[b.sigma ]"--=small sigma, Greek-->
<!ENTITY b.Sigma SDATA "[b.Sigma ]"--=capital Sigma, Greek-->
<!ENTITY b.sigmav SDATA "[b.sigmav]"--/varsigma-->
<!ENTITY b.tau SDATA "[b.tau ]"--=small tau, Greek-->
<!ENTITY b.upsilon SDATA "[b.upsilon]"--=small upsilon, Greek-->
<!ENTITY b.Upsilon SDATA "[b.Upsilon]"--=capital Upsilon, Greek-->
<!ENTITY b.phis SDATA "[b.phis ]"--/straightphi - straight phi-->
<!ENTITY b.Phi SDATA "[b.Phi ]"--=capital Phi, Greek-->
<!ENTITY b.phiv SDATA "[b.phiv ]"--/varphi - curly or open phi-->
<!ENTITY b.chi SDATA "[b.chi ]"--=small chi, Greek-->
<!ENTITY b.psi SDATA "[b.psi ]"--=small psi, Greek-->
<!ENTITY b.Psi SDATA "[b.Psi ]"--=capital Psi, Greek-->
<!ENTITY b.omega SDATA "[b.omega ]"--=small omega, Greek-->
<!ENTITY b.Omega SDATA "[b.Omega ]"--=capital Omega, Greek-->
```

D.4.5 Additional Mathematical Symbols

D.4.5.1 Ordinary Symbols

```

<!-- (C) International Organization for Standardization 1986
Permission to copy in any form is granted for use with
conforming SGML systems and applications as defined in
ISO 8879, provided this notice is included in all copies.
-->
<!-- Character entity set. Typical invocation:
<!ENTITY % ISOamso PUBLIC
"ISO 8879-1986//ENTITIES Added Math Symbols: Ordinary//EN">
%ISOamso;
-->
<!ENTITY ang SDATA "[ang ]"--/angle - angle-->
<!ENTITY angmsd SDATA "[angmsd]"--/measuredangle - angle-measured-->
<!ENTITY beth SDATA "[beth ]"--/beth - beth, Hebrew-->
<!ENTITY bprime SDATA "[bprime]"--/backprime - reverse prime-->
<!ENTITY comp SDATA "[comp ]"--/complement - complement sign-->
<!ENTITY daleth SDATA "[daleth]"--/daleth - daleth, Hebrew-->
<!ENTITY ell SDATA "[ell ]"--/ell - cursive small l-->
<!ENTITY empty SDATA "[empty ]"--/emptyset /varnothing =small o, slash-->
<!ENTITY gimel SDATA "[gimel]"--/gimel - gimel, Hebrew-->
<!ENTITY image SDATA "[image]"--/lm - imaginary-->
<!ENTITY inodot SDATA "[inodot]"--/imath =small i, no dot-->
<!ENTITY jnodot SDATA "[jnodot]"--/jmath - small j, no dot-->
<!ENTITY nexist SDATA "[nexist]"--/nexists - negated exists-->
<!ENTITY oS SDATA "[oS ]"--/circledS - capital S in circle-->
<!ENTITY planck SDATA "[planck]"--/hbar /hslash - Planck's over 2pi-->
<!ENTITY real SDATA "[real ]"--/Re - real-->
<!ENTITY sbsol SDATA "[sbsol]"--/sbs - short reverse solidus-->
<!ENTITY vprime SDATA "[vprime]"--/varprime - prime, variant-->
<!ENTITY weierp SDATA "[weierp]"--/wp - Weierstrass p-->

```

D.4.5.2 Binary and Large Operators

```

<!-- (C) International Organization for Standardization 1986
Permission to copy in any form is granted for use with
conforming SGML systems and applications as defined in
ISO 8879, provided this notice is included in all copies.
-->
<!-- Character entity set. Typical invocation:
<!ENTITY % ISOamsb PUBLIC
"ISO 8879-1986//ENTITIES Added Math Symbols: Binary Operators//EN">
%ISOamsb;
-->
<!ENTITY amalg SDATA "[amalg]"--/amalg B: amalgamation or coproduct-->
<!ENTITY Barwed SDATA "[Barwed]"--/doublebarwedged B: log and, dbl bar-->
<!ENTITY barwed SDATA "[barwed]"--/barwedged B: logical and, bar above-->
<!ENTITY Cap SDATA "[Cap ]"--/Cap /doublecap B: dbl intersection-->
<!ENTITY Cup SDATA "[Cup ]"--/Cup /doublecup B: dbl union-->
<!ENTITY cuvee SDATA "[cuvee]"--/curlyvee B: curly logical or-->
<!ENTITY cuwed SDATA "[cuwed]"--/curlywedged B: curly logical and-->
<!ENTITY diam SDATA "[diam ]"--/diamond B: open diamond-->
<!ENTITY divonx SDATA "[divonx]"--/divideontimes B: division on times-->
<!ENTITY intcal SDATA "[intcal]"--/intercal B: intercal-->
<!ENTITY lthree SDATA "[lthree]"--/leftthreetimes B:-->
<!ENTITY ltimes SDATA "[ltimes]"--/ltimes B: times sign, left closed-->
<!ENTITY minusb SDATA "[minusb]"--/boxminus B: minus sign in box-->
<!ENTITY oast SDATA "[oast ]"--/circledast B: asterisk in circle-->
<!ENTITY ocir SDATA "[ocir ]"--/circledcirc B: open dot in circle-->
<!ENTITY odash SDATA "[odash]"--/circleddash B: hyphen in circle-->

```

```

<!ENTITY odot SDATA "[odot ]"--/odot B: middle dot in circle-->
<!ENTITY ominus SDATA "[ominus]"--/ominus B: minus sign in circle-->
<!ENTITY oplus SDATA "[oplus]"--/oplus B: plus sign in circle-->
<!ENTITY osol SDATA "[osol]"--/oslash B: solidus in circle-->
<!ENTITY otimes SDATA "[otimes]"--/otimes B: multiply sign in circle-->
<!ENTITY plusb SDATA "[plusb]"--/boxplus B: plus sign in box-->
<!ENTITY plusdo SDATA "[plusdo]"--/dotplus B: plus sign, dot above-->
<!ENTITY rthree SDATA "[rthree]"--/rightthreetimes B:-->
<!ENTITY rtimes SDATA "[rtimes]"--/rtimes B: times sign, right closed-->
<!ENTITY sdot SDATA "[sdot]"--/cdot B: small middle dot-->
<!ENTITY sdotb SDATA "[sdotb]"--/dotsquare /boxdot B: small dot in box-->
<!ENTITY setmn SDATA "[setmn]"--/setminus B: reverse solidus-->
<!ENTITY sqcap SDATA "[sqcap]"--/sqcap B: square intersection-->
<!ENTITY sqcup SDATA "[sqcup]"--/sqcup B: square union-->
<!ENTITY ssetmn SDATA "[ssetmn]"--/smallsetminus B: sm reverse solidus-->
<!ENTITY sstarf SDATA "[sstarf]"--/star B: small star, filled-->
<!ENTITY timesb SDATA "[timesb]"--/boxtimes B: multiply sign in box-->
<!ENTITY top SDATA "[top]"--/top B: inverted perpendicular-->
<!ENTITY uplus SDATA "[uplus]"--/uplus B: plus sign in union-->
<!ENTITY wreath SDATA "[wreath]"--/wr B: wreath product-->
<!ENTITY xcirc SDATA "[xcirc]"--/bigcirc B: large circle-->
<!ENTITY xdtri SDATA "[xdtri]"--/bigtriangledown B: big dn tri, open-->
<!ENTITY xutri SDATA "[xutri]"--/bigtriangleup B: big up tri, open-->
<!ENTITY coprod SDATA "[coprod]"--/coprod L: coproduct operator-->
<!ENTITY prod SDATA "[prod]"--/prod L: product operator-->
<!ENTITY sum SDATA "[sum]"--/sum L: summation operator-->

```

D.4.5.3 Relations

```

<!-- (C) International Organization for Standardization 1986
Permission to copy in any form is granted for use with
conforming SGML systems and applications as defined in
ISO 8879, provided this notice is included in all copies.
-->
<!-- Character entity set. Typical invocation:
<!ENTITY % ISOamsr PUBLIC
"ISO 8879-1986//ENTITIES Added Math Symbols: Relations//EN"
%ISOamsr;
-->
<!ENTITY ape SDATA "[ape]"--/approxeq R: approximate, equals-->
<!ENTITY asymp SDATA "[asymp]"--/asymp R: asymptotically equal to-->
<!ENTITY bcong SDATA "[bcong]"--/backcong R: reverse congruent-->
<!ENTITY bepsi SDATA "[bepsi]"--/backepsilon R: such that-->
<!ENTITY bowtie SDATA "[bowtie]"--/bowtie R:-->
<!ENTITY bsim SDATA "[bsim]"--/backsim R: reverse similar-->
<!ENTITY bsime SDATA "[bsime]"--/backsimeq R: reverse similar, eq-->
<!ENTITY bump SDATA "[bump]"--/Bumpeq R: bumpy equals-->
<!ENTITY bumpe SDATA "[bumpe]"--/bumpeq R: bumpy equals, equals-->
<!ENTITY cire SDATA "[cire]"--/circeq R: circle, equals-->
<!ENTITY colone SDATA "[colone]"--/coloneq R: colon, equals-->
<!ENTITY cuepr SDATA "[cuepr]"--/curlyeqprec R: curly eq, precedes-->
<!ENTITY cuesc SDATA "[cuesc]"--/curlyeqsucc R: curly eq, succeeds-->
<!ENTITY cupre SDATA "[cupre]"--/curlypreceq R: curly precedes, eq-->
<!ENTITY dashv SDATA "[dashv]"--/dashv R: dash, vertical-->
<!ENTITY ecir SDATA "[ecir]"--/eqcirc R: circle on equals sign-->
<!ENTITY ecolon SDATA "[ecolon]"--/eqcolon R: equals, colon-->
<!ENTITY eDot SDATA "[eDot]"--/doteqdot /Doteq R: eq, even dots-->
<!ENTITY esdot SDATA "[esdot]"--/doteq R: equals, single dot above-->
<!ENTITY efDot SDATA "[efDot]"--/fallingdotseq R: eq, falling dots-->
<!ENTITY egs SDATA "[egs]"--/eqslantgtr R: equal-or-gtr, slanted-->
<!ENTITY els SDATA "[els]"--/eqslantless R: eq-or-less, slanted-->
<!ENTITY erDot SDATA "[erDot]"--/risingdotseq R: eq, rising dots-->

```

```

<!ENTITY fork SDATA "[fork ]"--/pitchfork R: pitchfork-->
<!ENTITY frown SDATA "[frown ]"--/frown R: down curve-->
<!ENTITY gap SDATA "[gap ]"--/gtrapprox R: greater, approximate-->
<!ENTITY gsdot SDATA "[gsdot ]"--/gtrdot R: greater than, single dot-->
<!ENTITY gE SDATA "[gE ]"--/geqq R: greater, double equals-->
<!ENTITY gel SDATA "[gel ]"--/gtreqless R: greater, equals, less-->
<!ENTITY gEl SDATA "[gEl ]"--/gtreqqlless R: gt, dbl equals, less-->
<!ENTITY ges SDATA "[ges ]"--/geqslant R: gt-or-equal, slanted-->
<!ENTITY Gg SDATA "[Gg ]"--/ggg /Gg /gggtr R: triple gtr-than-->
<!ENTITY gl SDATA "[gl ]"--/gtrless R: greater, less-->
<!ENTITY gsim SDATA "[gsim ]"--/gtrsim R: greater, similar-->
<!ENTITY Gt SDATA "[Gt ]"--/gg R: dbl greater-than sign-->
<!ENTITY lap SDATA "[lap ]"--/lessapprox R: less, approximate-->
<!ENTITY ldot SDATA "[ldot ]"--/lessdot R: less than, with dot-->
<!ENTITY lE SDATA "[lE ]"--/leqq R: less, double equals-->
<!ENTITY lEg SDATA "[lEg ]"--/lesseqqgtr R: less, dbl eq, greater-->
<!ENTITY leg SDATA "[leg ]"--/lesseqgtr R: less, eq, greater-->
<!ENTITY les SDATA "[les ]"--/leqslant R: less-than-or-eq, slant-->
<!ENTITY lg SDATA "[lg ]"--/lessgtr R: less, greater-->
<!ENTITY Ll SDATA "[Ll ]"--/Ll /lll /llless R: triple less-than-->
<!ENTITY lsim SDATA "[lsim ]"--/lesssim R: less, similar-->
<!ENTITY Lt SDATA "[Lt ]"--/ll R: double less-than sign-->
<!ENTITY ltrie SDATA "[ltrie ]"--/trianglelefteq R: left triangle, eq-->
<!ENTITY mid SDATA "[mid ]"--/mid R:-->
<!ENTITY models SDATA "[models ]"--/models R:-->
<!ENTITY pr SDATA "[pr ]"--/prec R: precedes-->
<!ENTITY prap SDATA "[prap ]"--/precapprox R: precedes, approximate-->
<!ENTITY pre SDATA "[pre ]"--/preceq R: precedes, equals-->
<!ENTITY prsim SDATA "[prsim ]"--/precsim R: precedes, similar-->
<!ENTITY rtrie SDATA "[rtrie ]"--/trianglerighteq R: right tri, eq-->
<!ENTITY samalg SDATA "[samalg ]"--/smallamalg R: small amalg-->
<!ENTITY sc SDATA "[sc ]"--/succ R: succeeds-->
<!ENTITY scap SDATA "[scap ]"--/succapprox R: succeeds, approximate-->
<!ENTITY sccue SDATA "[sccue ]"--/succurlyeq R: succeeds, curly eq-->
<!ENTITY sce SDATA "[sce ]"--/succeq R: succeeds, equals-->
<!ENTITY scsim SDATA "[scsim ]"--/succsim R: succeeds, similar-->
<!ENTITY sfrown SDATA "[sfrown ]"--/smallfrown R: small down curve-->
<!ENTITY smid SDATA "[smid ]"--/shortmid R:-->
<!ENTITY smile SDATA "[smile ]"--/smile R: up curve-->
<!ENTITY spar SDATA "[spar ]"--/shortparallel R: short parallel-->
<!ENTITY sqsub SDATA "[sqsub ]"--/sqsubset R: square subset-->
<!ENTITY sqsube SDATA "[sqsube ]"--/sqsubseteq R: square subset, equals-->
<!ENTITY sqsup SDATA "[sqsup ]"--/sqsupset R: square superset-->
<!ENTITY sqsupe SDATA "[sqsupe ]"--/sqsupseteq R: square superset, eq-->
<!ENTITY ssmile SDATA "[ssmile ]"--/smallsmile R: small up curve-->
<!ENTITY Sub SDATA "[Sub ]"--/Subset R: double subset-->
<!ENTITY subE SDATA "[subE ]"--/subseteqq R: subset, dbl equals-->
<!ENTITY Sup SDATA "[Sup ]"--/Supset R: dbl superset-->
<!ENTITY supE SDATA "[supE ]"--/supseteqq R: superset, dbl equals-->
<!ENTITY thkap SDATA "[thkap ]"--/thickapprox R: thick approximate-->
<!ENTITY thksim SDATA "[thksim ]"--/thicksim R: thick similar-->
<!ENTITY trie SDATA "[trie ]"--/triangleq R: triangle, equals-->
<!ENTITY twixt SDATA "[twixt ]"--/between R: between-->
<!ENTITY vdash SDATA "[vdash ]"--/vdash R: vertical, dash-->
<!ENTITY Vdash SDATA "[Vdash ]"--/Vdash R: dbl vertical, dash-->
<!ENTITY vDash SDATA "[vDash ]"--/vDash R: vertical, dbl dash-->
<!ENTITY veebar SDATA "[veebar ]"--/veebar R: logical or, bar below-->
<!ENTITY vltri SDATA "[vltri ]"--/vartriangleleft R: l tri, open, var-->
<!ENTITY vprop SDATA "[vprop ]"--/varpropto R: proportional, variant-->
<!ENTITY vrtri SDATA "[vrtri ]"--/vartriangleright R: r tri, open, var-->
<!ENTITY Vvdash SDATA "[Vvdash ]"--/Vvdash R: triple vertical, dash-->

```

D.4.5.4 Negated Relations

```

<!-- (C) International Organization for Standardization 1986
Permission to copy in any form is granted for use with
conforming SGML systems and applications as defined in
ISO 8879, provided this notice is included in all copies.
-->
<!-- Character entity set. Typical invocation:
<!ENTITY % ISOamsn PUBLIC
"ISO 8879-1986//ENTITIES
Added Math Symbols: Negated Relations//EN">
%ISOamsn;
-->
<!ENTITY gnep SDATA "[gnep]"--/gnep N: greater, not equal-->
<!ENTITY gne SDATA "[gne]"--/gneq N: greater, not equals-->
<!ENTITY gnE SDATA "[gnE]"--/gneqq N: greater, not dbl equals-->
<!ENTITY gnsim SDATA "[gnsim]"--/gnsim N: greater, not similar-->
<!ENTITY gvnE SDATA "[gvnE]"--/gvrtneqq N: gt, vert, not dbl eq-->
<!ENTITY lnep SDATA "[lnep]"--/lnep N: less, not approximate-->
<!ENTITY lnE SDATA "[lnE]"--/lneqq N: less, not double equals-->
<!ENTITY lne SDATA "[lne]"--/lneq N: less, not equals-->
<!ENTITY lnsim SDATA "[lnsim]"--/lnsim N: less, not similar-->
<!ENTITY lvnE SDATA "[lvnE]"--/lvertneqq N: less, vert, not dbl eq-->
<!ENTITY nap SDATA "[nap]"--/naprox N: not approximate-->
<!ENTITY ncong SDATA "[ncong]"--/ncong N: not congruent with-->
<!ENTITY nequiv SDATA "[nequiv]"--/nequiv N: not identical with-->
<!ENTITY ngE SDATA "[ngE]"--/ngeqq N: not greater, dbl equals-->
<!ENTITY nge SDATA "[nge]"--/ngeq N: not greater-than-or-equal-->
<!ENTITY nges SDATA "[nges]"--/ngeqslant N: not gt-or-eq, slanted-->
<!ENTITY ngtr SDATA "[ngtr]"--/ngtr N: not greater-than-->
<!ENTITY nle SDATA "[nle]"--/nleq N: not less-than-or-equal-->
<!ENTITY nlE SDATA "[nlE]"--/nleqq N: not less, dbl equals-->
<!ENTITY nles SDATA "[nles]"--/nleqslant N: not less-or-eq, slant-->
<!ENTITY nlt SDATA "[nlt]"--/nless N: not less-than-->
<!ENTITY nltri SDATA "[nltri]"--/ntriangleleft N: not left triangle-->
<!ENTITY nltrie SDATA "[nltrie]"--/ntrianglelefteq N: not l tri, eq-->
<!ENTITY nmid SDATA "[nmid]"--/nmid-->
<!ENTITY npar SDATA "[npar]"--/nparallel N: not parallel-->
<!ENTITY npr SDATA "[npr]"--/nprec N: not precedes-->
<!ENTITY npre SDATA "[npre]"--/npreceq N: not precedes, equals-->
<!ENTITY nrtri SDATA "[nrtri]"--/ntriangleright N: not rt triangle-->
<!ENTITY nrtrie SDATA "[nrtrie]"--/ntrianglerighteq N: not r tri, eq-->
<!ENTITY nsc SDATA "[nsc]"--/nsucc N: not succeeds-->
<!ENTITY nsce SDATA "[nsce]"--/nsucceq N: not succeeds, equals-->
<!ENTITY nsim SDATA "[nsim]"--/nsim N: not similar-->
<!ENTITY nsime SDATA "[nsime]"--/nsimeq N: not similar, equals-->
<!ENTITY nsmid SDATA "[nsmid]"--/nshortmid-->
<!ENTITY nspar SDATA "[nspar]"--/nshortparallel N: not short par-->
<!ENTITY nsub SDATA "[nsub]"--/nsubset N: not subset-->
<!ENTITY nsube SDATA "[nsube]"--/nsubeteq N: not subset, equals-->
<!ENTITY nsubE SDATA "[nsubE]"--/nsubeteqq N: not subset, dbl eq-->
<!ENTITY nsup SDATA "[nsup]"--/nsupset N: not superset-->
<!ENTITY nsupE SDATA "[nsupE]"--/nsupseteqq N: not superset, dbl eq-->
<!ENTITY nsupe SDATA "[nsupe]"--/nsupseteq N: not superset, equals-->
<!ENTITY nvdash SDATA "[nvdash]"--/nvdash N: not vertical, dash-->
<!ENTITY nvDash SDATA "[nvDash]"--/nvDash N: not vertical, dbl dash-->
<!ENTITY nVDash SDATA "[nVDash]"--/nVDash N: not dbl vert, dbl dash-->
<!ENTITY nVdash SDATA "[nVdash]"--/nVdash N: not dbl vertical, dash-->
<!ENTITY prnap SDATA "[prnap]"--/precnapprox N: precedes, not approx-->
<!ENTITY prnE SDATA "[prnE]"--/precneqq N: precedes, not dbl eq-->
<!ENTITY prnsim SDATA "[prnsim]"--/precnsim N: precedes, not similar-->
<!ENTITY scnap SDATA "[scnap]"--/succnapprox N: succeeds, not approx-->

```

```

<!ENTITY scnE SDATA "[scnE ]"--/succneqq N: succeeds, not dbl eq-->
<!ENTITY scnsim SDATA "[scnsim]"--/succnsim N: succeeds, not similar-->
<!ENTITY subne SDATA "[subne ]"--/subsetneq N: subset, not equals-->
<!ENTITY subnE SDATA "[subnE ]"--/subsetneqq N: subset, not dbl eq-->
<!ENTITY supne SDATA "[supne ]"--/supsetneq N: superset, not equals-->
<!ENTITY supnE SDATA "[supnE ]"--/supsetneqq N: superset, not dbl eq-->
<!ENTITY vsubnE SDATA "[vsubnE]"--/subsetneqq N: subset not dbl eq, var-->
<!ENTITY vsubne SDATA "[vsubne]"--/subsetneq N: subset, not eq, var-->
<!ENTITY vsupne SDATA "[vsupne]"--/supsetneq N: superset, not eq, var-->
<!ENTITY vsupnE SDATA "[vsupnE]"--/supsetneqq N: super not dbl eq, var-->

```

D.4.5.5 Arrow Relations

```

<!-- (C) International Organization for Standardization 1986
Permission to copy in any form is granted for use with
conforming SGML systems and applications as defined in
ISO 8879, provided this notice is included in all copies.
-->

```

```

<!-- Character entity set. Typical invocation:

```

```

<!ENTITY % ISOamsa PUBLIC

```

```

"ISO 8879-1986//ENTITIES Added Math Symbols: Arrow Relations//EN">
%ISOamsa;

```

```

-->
<!ENTITY cularr SDATA "[cularr]"--/curvearrowleft A: left curved arrow -->
<!ENTITY curarr SDATA "[curarr]"--/curvearrowright A: rt curved arrow -->
<!ENTITY dArr SDATA "[dArr ]"--/Downarrow A: down dbl arrow -->
<!ENTITY darr2 SDATA "[darr2 ]"--/downdownarrows A: two down arrows -->
<!ENTITY dharl SDATA "[dharl ]"--/downleftharpoon A: dn harpoon-left -->
<!ENTITY dharr SDATA "[dharr ]"--/downrightharpoon A: down harpoon-rt -->
<!ENTITY lAarr SDATA "[lAarr ]"--/Lleftarrow A: left triple arrow -->
<!ENTITY Larr SDATA "[Larr ]"--/twoheadleftarrow A:-->
<!ENTITY larr2 SDATA "[larr2 ]"--/leftleftarrows A: two left arrows -->
<!ENTITY larrhk SDATA "[larrhk]"--/hookleftarrow A: left arrow-hooked -->
<!ENTITY larrrlp SDATA "[larrrlp]"--/looparrowleft A: left arrow-looped -->
<!ENTITY larrrtl SDATA "[larrrtl]"--/leftarrowtail A: left arrow-tailed -->
<!ENTITY lhard SDATA "[lhard ]"--/leftharpoondown A: l harpoon-down -->
<!ENTITY lharu SDATA "[lharu ]"--/leftharpoonup A: left harpoon-up -->
<!ENTITY hArr SDATA "[hArr ]"--/Leftrightarrow A: l&r dbl arrow -->
<!ENTITY harr SDATA "[harr ]"--/leftrightharpoon A: l&r arrow -->
<!ENTITY lrarr2 SDATA "[lrarr2]"--/leftrightharpoons A: l arr over r arr -->
<!ENTITY rlarr2 SDATA "[rlarr2]"--/rightleftarrows A: r arr over l arr -->
<!ENTITY harrw SDATA "[harrw ]"--/leftrightsquigarrow A: l&r arr-wavy -->
<!ENTITY rlhar2 SDATA "[rlhar2]"--/rightleftharpoons A: r harp over l -->
<!ENTITY lrhar2 SDATA "[lrhar2]"--/leftrightharpoons A: l harp over r -->
<!ENTITY lsh SDATA "[lsh ]"--/Lsh A:-->
<!ENTITY map SDATA "[map ]"--/mapsto A:-->
<!ENTITY mumap SDATA "[mumap]"--/multimap A:-->
<!ENTITY nearr SDATA "[nearr ]"--/nearrow A: NE pointing arrow -->
<!ENTITY nlArr SDATA "[nlArr ]"--/nLeftarrow A: not implied by -->
<!ENTITY nlarr SDATA "[nlarr ]"--/nleftarrow A: not left arrow -->
<!ENTITY nhArr SDATA "[nhArr ]"--/nLeftrightarrow A: not l&r dbl arr -->
<!ENTITY nharr SDATA "[nharr ]"--/nleftrightharpoon A: not l&r arrow -->
<!ENTITY nrarr SDATA "[nrarr ]"--/nrightharpoon A: not right arrow -->
<!ENTITY nrArr SDATA "[nrArr ]"--/nrightarrow A: not implies -->
<!ENTITY nwarr SDATA "[nwarr ]"--/nwarrow A: NW pointing arrow -->
<!ENTITY olarr SDATA "[olarr ]"--/circlearrowleft A: l arr in circle -->
<!ENTITY orarr SDATA "[orarr ]"--/circlearrowright A: r arr in circle -->
<!ENTITY rAarr SDATA "[rAarr ]"--/Rrightarrow A: right triple arrow -->
<!ENTITY Rarr SDATA "[Rarr ]"--/twoheadrightarrow A:-->
<!ENTITY rarr2 SDATA "[rarr2]"--/rightrightarrows A: two rt arrows -->
<!ENTITY rarrhk SDATA "[rarrhk]"--/hookrightarrow A: rt arrow-hooked -->
<!ENTITY rarrlp SDATA "[rarrlp]"--/looparrowright A: rt arrow-looped -->

```

```

<!ENTITY rarrtl SDATA "[rarrtl]"--/rightarrowtail A: rt arrow-tailed -->
<!ENTITY rarrw SDATA "[rarrw]"--/squigarrowright A: rt arrow-wavy -->
<!ENTITY rhard SDATA "[rhard]"--/rightharpoondown A: rt harpoon-down -->
<!ENTITY rharu SDATA "[rharu]"--/rightharpoonup A: rt harpoon-up -->
<!ENTITY rsh SDATA "[rsh]"--/Rsh A:-->
<!ENTITY drarr SDATA "[drarr]"--/searrow A: downward rt arrow -->
<!ENTITY dlarr SDATA "[dlarr]"--/swarrow A: downward l arrow -->
<!ENTITY uArr SDATA "[uArr]"--/Uparrow A: up dbl arrow -->
<!ENTITY uarr2 SDATA "[uarr2]"--/upuparrows A: two up arrows -->
<!ENTITY vArr SDATA "[vArr]"--/Updownarrow A: up&down dbl arrow -->
<!ENTITY varr SDATA "[varr]"--/updownarrow A: up&down arrow -->
<!ENTITY uharl SDATA "[uharl]"--/upleftarrow A: up harpoon-left -->
<!ENTITY uharr SDATA "[uharr]"--/uprightharpoon A: up harp-r-->
<!ENTITY xlArr SDATA "[xlArr]"--/Longleftarrow A: long l dbl arrow -->
<!ENTITY xhArr SDATA "[xhArr]"--/Longleftrightarrow A: long l&r dbl arr-->
<!ENTITY xharr SDATA "[xharr]"--/longleftrightarrow A: long l&r arr -->
<!ENTITY xrArr SDATA "[xrArr]"--/Longrightarrow A: long rt dbl arr -->

```

D.4.5.6 Opening and Closing Delimiters

```

<!-- (C) International Organization for Standardization 1986
Permission to copy in any form is granted for use with
conforming SGML systems and applications as defined in
ISO 8879, provided this notice is included in all copies.
-->
<!-- Character entity set. Typical invocation:
<!ENTITY % ISOamsc PUBLIC
"ISO 8879-1986//ENTITIES Added Math Symbols: Delimiters//EN">
%ISOamsc;
-->
<!ENTITY rceil SDATA "[rceil]"--/rceil C: right ceiling-->
<!ENTITY rfloor SDATA "[rfloor]"--/rfloor C: right floor-->
<!ENTITY rpargt SDATA "[rpargt]"--/rightparengtr C: right paren, gt-->
<!ENTITY urcorn SDATA "[urcorn]"--/urcorner C: upper right corner-->
<!ENTITY drcorn SDATA "[drcorn]"--/lrcorner C: downward right corner-->
<!ENTITY lceil SDATA "[lceil]"--/lceil O: left ceiling-->
<!ENTITY lfloor SDATA "[lfloor]"--/lfloor O: left floor-->
<!ENTITY lpargt SDATA "[lpargt]"--/leftparengtr O: left parenthesis, gt-->
<!ENTITY ulcorn SDATA "[ulcorn]"--/ulcorner O: upper left corner-->
<!ENTITY dlcorn SDATA "[dlcorn]"--/llcorner O: downward left corner-->

```

Annex E

Application Examples

(This annex does not form an integral part of this International Standard.)

E.1 Document Type Definition

The following example is supplied as an illustration of a practical document type definition. It is primarily intended to illustrate the correct use of markup declarations, but it follows good design practices as well.

```

<!-- (C) International Organization for Standardization 1986
      Permission to copy in any form is granted for use with
      conforming SGML systems and applications as defined in
      ISO 8879, provided this notice is included in all copies.
-->
<!-- Public document type definition. Typical invocation:
<!DOCTYPE general PUBLIC "ISO 8879-1986//DTD General Document//EN" [
  <!ENTITY % ISOnum PUBLIC
    "ISO 8879-1986//ENTITIES Numeric and Special Graphic//EN">
  <!ENTITY % ISOpub PUBLIC
    "ISO 8879-1986//ENTITIES Publishing//EN">
  %ISOnum; %ISOpub;
  (Parameter entities and additional elements can be defined here.)
]>
-->
<!ENTITY % doctype "general" -- Document type generic identifier -->
<!--This is a document type definition for a "general" document.
It contains the necessary elements for use in many applications, and is
organized so that other elements can be added in the document type
declaration subset. -->

      <!-- Entity Naming Conventions -->
<!--
      Prefix = where used:
p. = in paragraphs (also in phrases if .ph suffix)
s. = in sections (i.e., among paragraphs)
ps. = in paragraphs and sections
i. = where allowed by inclusion exceptions
m. = content model or declared content
a. = attribute definition
NONE= specific use defined in models
      Suffix = allowed content:
.ph = elements whose content is %m.ph
.d = elements whose content has same definition
NONE= elements with unique definitions
-->

      <!-- Element Tokens -->
<!ENTITY % p.em.ph "hp1|hp2|hp3|hp0|cit" -- Emphasized phrases -->
<!ENTITY % p.rf.ph "href|figref" -- Reference phrases -->
<!ENTITY % p.rf.d "fnref|liref" -- References (empty) -->
<!ENTITY % p.zz.ph "(%p.em.ph;)|(%p.rf.ph;)|(%p.rf.d;)" -- All phrases -->
<!ENTITY % ps.ul.d "ol|sl|ul|nl" -- Unit-item lists -->
<!ENTITY % ps.list "%ps.ul.d;|dl|gl" -- All lists -->
<!ENTITY % ps.elem "xmp|lq|lines|tbl|address|artwork" -- Other elements -->
<!ENTITY % ps.zz "(%ps.elem;)|(%ps.list;)" -- Para/sect subelements -->
<!ENTITY % s.p.d "p|note" -- Simple paragraphs -->
<!ENTITY % s.top "top1|top2|top3|top4" -- Topics -->
<!ENTITY % s.zz "(%s.p.d;)|(%ps.zz;)|(%s.top;)" -- Section subelements -->

```



```

<!ENTITY % i.float "fig|fn" -- Floating elements -->
<!ENTITY % fm.d "abstract|preface" --Front matter-->
<!ENTITY % bm.d "glossary|bibliog" -- Back matter -->

<!-- Model Groups -->
<!ENTITY % m.ph "(#PCDATA|(%p.zz.ph;))*" -- Phrase model -->
<!ENTITY % m.p "(#PCDATA|(%p.zz.ph;)|(%ps.zz;))*" -- Paragraph model -->
<!ENTITY % m.pseq "(p, ((%s.p.d;)|(%ps.zz;))*" -- Paragraph sequence -->
<!ENTITY % m.top "(th?, p, (%s.zz;))*" -- Topic model -->

<!-- Document Structure -->
<!-- ELEMENTS MIN CONTENT (EXCEPTIONS) -->
<!ELEMENT %doctype; - - (frontm?, body, appendix?, backm?)
+(ix|i.float;)>
<!ELEMENT frontm - 0 (titlep, (%fm.d;|h1)*, toc?, figlist?)>
<!ELEMENT body - 0 (h0+|h1+)>
<!ELEMENT appendix - 0 (h1+)>
<!ELEMENT backm - 0 ((%bm.d;|h1)*, index?)>
<!ELEMENT (toc|figlist|index) -- Table of contents, figure list, --
- 0 EMPTY -- and index have generated content -->

<!-- Title Page Elements -->
<!-- ELEMENTS MIN CONTENT (EXCEPTIONS) -->
<!ELEMENT titlep - 0 (title & docnum? & date? & abstract? &
(author|address|s.zz;)*)>
<!ELEMENT (docnum|date|author)
- 0 (#PCDATA) -- Document number, etc. -->
<!ELEMENT title - 0 (tline+) -- Document title -->
<!ELEMENT tline 0 0 %m.ph; -- Title line -->

<!-- Headed Sections -->
<!-- ELEMENTS MIN CONTENT (EXCEPTIONS) -->
<!ELEMENT h0 - 0 (h0t, (%s.zz;)*, h1+) -- Part -->
<!ELEMENT (h1|%bm.d;|%fm.d; )
- 0 (h1t, (%s.zz;)*, h2*) -- Chapter -->
<!ELEMENT h2 - 0 (h2t, (%s.zz;)*, h3*) -- Section -->
<!ELEMENT h3 - 0 (h3t, (%s.zz;)*, h4*) -- Subsection -->
<!ELEMENT h4 - 0 (h4t, (%s.zz;)* -- Sub-subsection -->
<!ELEMENT (h0t|h1t|h2t|h3t|h4t)
0 0 %m.ph; -- Headed section titles -->

<!-- Topics (Captioned Subsections) -->
<!-- ELEMENTS MIN CONTENT (EXCEPTIONS) -->
<!ELEMENT top1 - 0 %m.top; -(top1) -- Topic 1 -->
<!ELEMENT top2 - 0 %m.top; -(top2) -- Topic 2 -->
<!ELEMENT top3 - 0 %m.top; -(top3) -- Topic 3 -->
<!ELEMENT top4 - 0 %m.top; -(top4) -- Topic 4 -->
<!ELEMENT th - 0 %m.ph; -- Topic heading -->

<!-- Elements in Sections or Paragraphs -->
<!-- ELEMENTS MIN CONTENT (EXCEPTIONS) -->
<!ELEMENT address - - (aline+)>
<!ELEMENT aline 0 0 %m.ph; -- Address line -->
<!ELEMENT artwork - 0 EMPTY>
<!ELEMENT dl - - ((dthd+, ddhd)?, (dt+, dd)*)>
<!ELEMENT dt - 0 %m.ph; -- Definition term -->
<!ELEMENT (dthd|ddhd)- 0 (#PCDATA) -- Headings for dt and dd -->
<!ELEMENT dd - 0 %m.pseq; -- Definition description -->
<!ELEMENT gl - - (gt, (gd|gdg)*) -- Glossary list -->
<!ELEMENT gt - 0 (#PCDATA) -- Glossary term -->
<!ELEMENT gdg - 0 (gd+) -- Glossary definition group -->
<!ELEMENT gd - 0 %m.pseq; -- Glossary definition -->

```

```

<!ELEMENT (%ps.ul.d;) - - (li*) -- Unit item lists -->
<!ELEMENT li - 0 %m.pseq; -- List item -->
<!ELEMENT lines 0 0 %m.pseq; -- Line elements -->
<!ELEMENT (lq|xmp) - - %m.pseq; -(%i.float;) -- Long quote -->
<!ELEMENT (%s.p.d;) - 0 %m.p; -- Paragraphs -->

<!-- Table -->
<!-- ELEMENTS MIN CONTENT (EXCEPTIONS) -->
<!ELEMENT tbl - - (hr*, fr*, r+)>
<!ELEMENT hr - 0 (h+) -- Heading row -->
<!ELEMENT fr - 0 (f+) -- Footing row -->
<!ELEMENT r 0 0 (c+) -- Row (body of table) -->
<!ELEMENT c 0 0 %m.pseq; -- Cell in body row -->
<!ELEMENT (f|h) 0 0 (#PCDATA) -- Cell in fr or hr -->

<!-- Phrases -->
<!-- ELEMENTS MIN CONTENT (EXCEPTIONS) -->
<!ELEMENT (%p.em.ph;) - - %m.ph; -- Emphasized phrases -->
<!ELEMENT q - - %m.ph; -- Quotation -->
<!ELEMENT (%p.rf.ph;) - - %m.ph; -- Reference phrases -->
<!ELEMENT (%p.rf.d;) - 0 EMPTY -- Generated references -->

<!-- Includable Subelements -->
<!-- ELEMENTS MIN CONTENT (EXCEPTIONS) -->
<!ELEMENT fig - - (figbody, (figcap, figdesc?)) -(%i.float;)>
<!ELEMENT figbody 0 0 %m.pseq; -- Figure body -->
<!ELEMENT figcap - 0 %m.ph; -- Figure caption -->
<!ELEMENT figdesc - 0 %m.pseq; -- Figure description -->
<!ELEMENT fn - - %m.pseq; -(%i.float;) -- Footnote -->
<!ELEMENT ix - 0 (#PCDATA) -- Index entry -->

<!-- Attribute Definition Lists -->
<!-- As this document type definition is intended for basic SGML
documents, in which the LINK features are not supported, it was
necessary to include link attributes in the definitions.
-->
<!-- ELEMENTS NAME VALUE DEFAULT -->
<!ATTLIST %doctype; security CDATA #IMPLIED
status CDATA ""
version CDATA #IMPLIED>
<!ATTLIST title stitle CDATA #IMPLIED>
<!ATTLIST (h0|h1|h2|%bm.d;|%fm.d;)
id ID #IMPLIED
stitle CDATA #IMPLIED>
<!ATTLIST (h3|h4) id ID #IMPLIED>
<!ATTLIST artwork sizeX NMTOKEN textsize
-- Default is current text width in column. --
sizeY NUTOKEN #REQUIRED
-- (Sizes are specified in the units supported by the
application in which this declaration appears;
for sizeX, the keyword "textsize" can be used
to mean "the width at which previous text was set").
-->
<!ATTLIST gl compact (compact) #IMPLIED
termhi NUMBER 2>
<!ATTLIST dl compact (compact) #IMPLIED
headhi NUMBER 2
termhi NUMBER 2
tsize NUMBERS 9
-- The number of dt elements per dd must equal the
number of numbers specified for tsize (here 1).
The number of dthd elements must be the same.

```

```

-->
<!ATTLIST gd          source  CDATA      #IMPLIED>
<!ATTLIST (%ps.ul.d;) compact (compact) #IMPLIED>
<!ATTLIST li          id       ID        #IMPLIED>
<!ATTLIST xmp         depth   NUTOKEN   #IMPLIED
                    keep    NMTOKEN   all
                    lines   (flow|lines) lines>
<!ATTLIST tbl         cols    NUMBERS   #REQUIRED
-- The number of c elements per r must equal
   the number of numbers specified for cols
   (similarly, the number of h per hr and f per fr).
-->
<!ATTLIST c           heading (h)      #IMPLIED
-- If h is specified, cell is row heading.
-->
<!ATTLIST (%p.rf.ph;) refid   IDREF     #CONREF
                    page    (yes|no)  yes>
<!ATTLIST fnref      refid   IDREF     #REQUIRED>
<!ATTLIST liref      refid   IDREF     #REQUIRED
                    page    (yes|no)  yes>
<!ATTLIST fig        id       ID        #IMPLIED
                    frame   (box|rule|none) none
                    place   (top|fixed|bottom) top
                    width   (column|page)   page
                    align   (left|center|right) center
                    lines   (flow|lines)   lines>
<!ATTLIST ix         id       ID        #IMPLIED
                    print   CDATA      #IMPLIED
                    see     CDATA      #IMPLIED
                    seeid   IDREF     #IMPLIED>
<!ATTLIST fn         id       ID        #IMPLIED>

<!-- Entities for Short References -->
<!ENTITY ptag STARTTAG "p" -- Paragraph start-tag -->
<!ENTITY qtag STARTTAG "q" -- Quoted phrase start-tag -->
<!ENTITY qetag ENDTAG "q" -- Quoted phrase end-tag -->
<!ENTITY endtag ENDTAG "" -- Empty end-tag for any element -->

<!SHORTREF docmap
    "&#RS;&#RE;" ptag -- Map for general use --
    "" qtag -- Blank line is <p> --
                    -- " is <q> -->

<!USEMAP docmap %doctype;>
<!SHORTREF qmap
    "" qetag -- Map for quoted phrases --
                    -- " is </q> -->

<!USEMAP qmap q>
<!SHORTREF ixmap
    "&#RE;" endtag -- Map for index entries --
                    -- Record end is </> -->
<!USEMAP ixmap ix>

```

The capacity calculation for this document type definition is as follows:

```

23 entities declared with 732 characters of text.
78 element types declared with 696 model tokens and
 8 exception groups with 13 names.
39 attributes declared with 23 group members and
80 characters of default value text.
 0 IDs and 0 ID references specified.
 0 data content notations with 0 text characters.
 3 short reference maps declared.
8644 capacity points required (24% of 35000 permitted).

```

E.2 Computer Graphics Metafile

Pictures generated by a computer graphics program can be included in an SGML document by the techniques illustrated in figure 12 and figure 13.

The illustrated notations are encodings of the Computer Graphics Metafile (CGM). As SGML delimiters could occur in such a file, it should be incorporated with a content reference so that it will not be scanned by the SGML parser. It can safely be merged into an SGML entity only if it was examined and found not to contain delimiters that would be recognized in replaceable character data, or if it was pre-processed to convert such delimiters to entity references.

Note that the "graphic" element contains no attributes for positioning or referencing it. The element is analogous to formatted text or to white space left for paste-in art (like the "artwork" element in the document type definition in clause E.1), in that it normally is formatted at the same point in the logical document as it is entered. To move it elsewhere, or to frame it, or to give it an ID by which it can be referenced, it is necessary to include it in the body of a figure element.

If the element declaration for "graphic" were stored in the file "graphic.etd", the following declaration would allow graphic metafiles to occur in figures within a "general" document:

```
<!DOCTYPE general PUBLIC "ISO 8879-1986//DTD General Document//EN" [
  <!ENTITY % ps.elem "graphic|xmp|lq|lines|tbl|address|artwork">
  <!ENTITY % graphic SYSTEM "graphic.etd">
  %graphic;
]>
```

E.3 Device-Independent Code Extension

NOTE — This clause is intended only to exemplify approaches to using ISO 2022 graphic repertoire code extension techniques with SGML; not all combinations of the techniques are discussed, nor is a complete design offered for any one of them. The reader is assumed to have a knowledge of ISO 2022, ISO 4873, and ISO 6937.

SGML documents can contain multiple graphic character repertoires by employing the code extension techniques of ISO 2022. Moreover, these techniques can be supplemented with SGML entity references and short references to achieve a degree of freedom from device and code dependencies that is not possible with code extension alone.

The basic principle behind code extension is that a bit combination can represent more than one character: which character depends on the control characters and escape sequences that have preceded it. When using code extension with SGML, then, it is necessary to allow code extension control characters in SGML entities in a manner that precludes confusing delimiters with them, or with the extended characters.

E.3.1 Code Extension Facilities

Those facilities that require the least user effort and parsing overhead to avoid confusion with delimiters when markup suppression is not used, are those in which all graphic markup characters are in the G0 set, which occupies the left (or only) side of the code table, and the code is:

- a) 8-bit, with a G1 set always occupying the right. The G1 character repertoire can be changed as needed with the appropriate designating escape sequence. No locking shifts are used.
- b) 8-bit, with G1, G2, and G3 sets invoked by locking shifts into the right side of the code table. If more than three supplementary sets are needed, the G1, G2, and G3 character repertoires can be changed with the appropriate designating escape sequences.
- c) 7-bit or 8-bit, with characters from the G2 and G3 sets invoked by single shifts into the left (or only) side of the code table. As above, the G2 and G3 character repertoires can be changed as needed. In 8-bit codes, this facility can be combined with either of the other two.

Illustrated in figure 14 is the *function character identification parameter* that should replace that of the multicode basic concrete syntax when using the above code extension facilities.

```

<!NOTATION cgmchar    PUBLIC
            "ISO 8632/2//NOTATION Character encoding//EN" -->
<!NOTATION cgmclear   PUBLIC
            "ISO 8632/4//NOTATION Clear text encoding//EN" -->
<!ELEMENT  graphic    - 0  RCDATA>
<!ATTLIST  graphic
  --      NAME          VALUE          DEFAULT --
         file          ENTITY         #CONREF
  --      The external entity containing the metafile.
         If not specified, the metafile is the syntactic
         content of the element.
  --
         coding        NOTATION (cgmclear|cgmchar) cgmclear
  --      Data content notation when the metafile is not
         external. Ignored if it is external because
         notation is specified on the entity declaration.
  --
         picnum        NUMBER          1
  --      Sequence number of picture if the metafile
         contains more than one.
  --
         x0            CDATA --lower left corner-- #IMPLIED
         x1            CDATA          #IMPLIED
         y0            CDATA --upper right corner-- #IMPLIED
         y1            CDATA          #IMPLIED
  --      Coordinates of view port into picture, in
         virtual device coordinates (a real number in
         the format -n.nEn). Defaults are the numbers
         that refer to the VDC extent.
  --

```

Figure 12 — Graphics Metafile Attributes (1 of 2): Encoding and View

E.3.1.1 Avoiding False Delimiter Recognition

When code extension is done with a single G1 set in conformance with ISO 4873 there is little or no possibility of false delimiter recognition. Other code extension techniques introduce a greater possibility, which can be avoided if the implementor and/or user observe the following practices:

- a) All markup, including short references and entity references, must be done in the G0 set.
- b) If an entity shifts to a supplementary set, it must return to the G0 set (unless the purpose of the entity was to effect the shift).
- c) Escape sequences other than shift functions (for example, designator and announcer sequences) should be entered in comment declarations.

A *com* delimiter string should be assigned that does not appear in any of the non-shifting escape sequences. With the reference delimiter set, for example, all public escape sequences up to five characters long, and private ones of up to three characters, can be entered in comment declarations with no possibility of false delimiter recognition.

```

sizeX      NMTOKEN      #IMPLIED
sizeY      NUTOKEN      #IMPLIED
-- Either sizeX or sizeY can be specified, or both
   (in the units supported by the DTD in
   which this declaration appears; for sizeX, the
   keyword "textsize" can be used to mean "the
   width at which previous text was set").
   If either is specified alone, the scaling,
   alignX, and alignY attributes are ignored,
   as scaling will necessarily be uniform.
--
scaling     (uniform|nonunif)      uniform
alignX     (left|center|right)     center
alignY     (top|middle|bottom)     middle
-- If both sizeX and sizeY are specified, then
   if scaling is nonuniform, alignX and alignY
   are ignored as the actual x and y will equal
   the specified sizeX and sizeY. Else, the
   actual x and y will be such that one will
   equal its specified size and the other will
   be less than its specified size. The alignX
   or alignY attribute will apply to the one
   that is less than its specified size.
--
--*-*-*-*-*-*-*-*-*-*-*-*-*-*-*-*-*-*-*-*-*-
-- The following table summarizes the
   relationship between the size, scaling,
   and alignment attributes:

      SizeX  SizeY  Scaling  AlignX      AlignY
      (yes)  (no)
      (no)   (yes)
      (yes)  (yes)  nonunif
      (yes)  (yes)  uniform  if x<SizeX  if y<SizeY --
--*-*-*-*-*-*-*-*-*-*-*-*-*-*-*-*-*-*-*-*-*-
orient     (0|90|180|270)          0
-- Angle of rotation in degrees. --

```

Figure 13 — Graphics Metafile Attributes (2 of 2): Size and Rotation

Non-shifting escape sequences can also be entered in *mixed content*, but only if they contain no delimiter strings that could be recognized, or if short references are defined to prevent false recognition, as explained below.

- d) Strings that occur in shift functions should not be assigned to delimiter roles recognized in the CON recognition mode unless short references are defined to prevent false recognition.

For example, in the reference delimiter set, the right curly bracket, the tilde, and the vertical bar are short reference delimiters, but they are also found in the LS1R, LS2R, and LS3R shift sequences required when G2 and G3 sets are used. As they are short reference delimiters, they could easily be disabled by simply never mapping them to entities. But if they are needed, they can be kept available by defining the LS2R and LS3R sequences to be short references that are never mapped to entities.

```

FUNCTION RE          13
RS                 10
SPACE              32
TAB                9
SEPCHAR
-- Functions for graphic repertoire code extension --
-- Markup is recognized while they are in use. --
ESC                27 -- Escape --
LSO                15 -- Locking-shift zero (G0 set) --
                   -- LS1R, LS2R, and LS3R
                   -- are ESC sequences --
SS2                142 -- Single-shift two (G2 set) --
SS3                143 -- Single-shift three (G3 set) --

```

Figure 14 — Function Characters for Device-Independent Multicode Concrete Syntaxes

The following parameters would be added to the *short reference delimiters* parameter of the *SGML declaration*:

```

SHORTREF SGMLREF
-- Added SHORTREFs to prevent false recognition of --
-- single-character SHORTREFs when preceded by ESC --
"ESC;" -- LS3R contains SHORTREF ";" --
"ESC;}" -- LS2R contains SHORTREF "}" --
"ESC;~" -- LS2R contains SHORTREF "~" --

```

As a longer delimiter string is always recognized in preference to a shorter one contained in it (even if the longer is a short reference that is mapped to nothing), the vertical bar and right curly bracket will not erroneously be recognized as delimiters when they occur within shift sequences.

- e) If single shifts are used, each sequence comprised of SS2 or SS3 followed by the bit combination of the first character of a delimiter string recognized in CON mode must be defined as a short reference to prevent false recognition of the delimiter, in the manner previously described.

In the reference delimiter set, the affected characters are the ampersand (&), less-than sign (<), right square bracket (]), and solidus (/), plus the first character of the short reference delimiters that begin with a graphic character.

E.3.1.2 Eliminating Device and Code Dependencies

An SGML document that uses ISO 2022 code extension facilities can be submitted to other systems or devices that use the same facilities. In such cases, the concrete syntaxes described in D.3.1 can be used, and the techniques described in this sub-clause are not needed. However, not all systems or devices to which an SGML document might be directed will support all of the ISO 2022 code extension techniques. Many formatters and photocomposers, for example, will require specialized font change and positioning commands to accomplish what code extension achieves with escape sequences and shifts.

The usual SGML technique for achieving output independence is to use an entity reference for any character that is not in both the G0 set and the *translation-reference character set*. While the entity name remains constant, the definition varies depending on the output system, in the manner explained in clause D.4. The public entity sets defined in that clause can be used for this purpose; they contain entity names for the present and proposed character repertoires defined by ISO 6937, among others.

When code extension is used for document creation, the burden of entering entity references can greatly be reduced, as each supplementary set character can be defined as a short reference and mapped to the

appropriate entity. This is not possible, however, when the characters occur in a context in which short references are not recognized, such as a *character data* element or marked section, or where markup recognition has been suppressed by function characters.

Annex F

Implementation Considerations

(This annex does not form an integral part of this International Standard.)

An SGML system presents two faces—one to the marked up document and one to the application programs that process the marked up document.

The requirements and permitted variations for the document interface are specified in the body of this International Standard. The interface to the application programs is not standardized, but this annex identifies some useful markup support functions for SGML systems that allow user-developed programs access to the SGML parser and entity manager.

The discussion is in general terms and does not cover all aspects of implementation. It is intended solely to provide the flavor of some implementation issues, and in no sense should it be considered a specification.

F.1 A Model of SGML Parsing

As a background for the discussion of functions, it is necessary to have in mind a model of the SGML parsing process.

NOTE — This section should not be construed as a requirement for a particular SGML parser architecture or implementation techniques. Any terms that might suggest the contrary (such as, for example, procedure, stack, service routine) are used only as a means of expressing functional capabilities.

Moreover, the model described here is merely one the developers of SGML have found useful during design discussions: it is not the only model possible, may not be the best, is certainly incomplete, and may even be internally inconsistent. It is helpful, though, for understanding how an SGML parser can relate to other components of a system, and is offered for that purpose only.

F.1.1 Physical Input

The SGML parser does not read a physical input stream. All input management is handled by the entity manager. The parser is invoked by the system and given characters to parse.

F.1.1.1 Entities

When the parser recognizes an entity reference it tells the entity manager, which treats the new entity as the physical input source until the entity ends, at which point the entity manager advises the parser (i.e., it generates an **Ee**). The entity manager will then obtain succeeding input from the original entity.

The parser considers entity boundaries to be significant when recognizing multi-character delimiters and delimiters-in-context, and when ensuring that entity references in delimited text do not violate the prescriptions of the language. Otherwise, it sees only a continuous string of characters, without regard to the entities in which they occur.

F.1.1.2 Record Boundaries

If the document contains record boundaries, they are processed as defined in this International Standard. The recognition of delimiter strings that contain record boundaries is done during the initial parse of the input. The determination that a data **RE** should be ignored (as required by 7.6.1), however, cannot be done until all references have been resolved and minimized markup has been normalized.

F.1.2 Recognition Modes

A significant property of SGML is the distinction among delimiter recognition modes, as described in 9.6.1. After the prolog, the document is initially scanned in CON mode, with text characters processed as defined in 7.6, until one of the following occurrences causes a change of mode:

- Descriptive markup (start-tag or end-tag):

Parsing continues in TAG mode.

The GI is identified and the attributes and their values are validated and saved, with defaults supplied for the unspecified attributes. The procedure associated with the GI is then given control, along with a pointer to the attribute names and values.

Depending upon the application, the procedure might need to save all of the element's content before processing it, or it could simply modify the application state and then return control. When an element's procedure saves the content, the procedures for elements nested within it must also process their content and return it to the saved text.

NOTE — It is a violation of this International Standard for a system to save unparsed text and later parse it as though it had occurred at a different place in the document. Instead, the text must be parsed as it is found, and the internal form of the parsed text (including information about GIs, attributes, etc.) is what should be saved for later use.

After the system returns control, parsing resumes in CON mode after the *tagc* (or equivalent).

- Processing instruction:

The instruction is parsed as CDATA (in PI mode) and the resulting character string, after removal of the delimiters, is passed to the application program. The program executes the instruction and returns control. Parsing resumes in CON mode after the *pic*.

- Markup declaration:

The start and name are identified; parsing proceeds in MD mode to identify the individual parameters and the end of the declaration. The individual declaration's semantic routine is then called to execute the declaration, and control is returned.

- References:

The reference is parsed in REF mode to determine the name (or character number) and find the reference close.

If it is a character reference, the parser replaces it with the correct character within the current entity. If the reference is to a non-SGML character or to a function character as data, the character is flagged to keep it from being confused with a normal character.

If it is an entity reference, the entity name is passed to the entity manager, which updates the pointer to the input buffers and returns control. For short references not mapped to an entity, the reference is treated as described in 9.4.6.

- Data: Data characters can be passed to the procedure as they are found, or they can be buffered until some markup occurs. In the latter case, the location and length of the data are passed to the procedure, and parsing continues at the markup.

The passed data string may contain flagged characters from character references, which the system must be able to handle.

F.1.3 Markup Minimization

Markup minimization allows a user to omit all or part of an element's start-tag or end-tag.

For SHORTTAG minimization, a system must keep track of the current location in the element structure, typically by maintaining a record of GIs of open elements. It is also necessary to interpret attribute definitions, but it is not necessary to understand the content models unless validation services are provided.

For the OMITTAG and DATATAG features, however, knowledge of the content models is essential.

NOTE — It is a violation of this International Standard to allow markup minimization support to be handled by user-written application programs, as that introduces the possibility that a document will be parsed differently by different applications.

F.1.4 Translation

SGML assumes that the document character set is the same as the system character set; that is, that the SGML parser need not be cognizant of any translation. Any required translation is done by the system prior to processing, or during processing in a manner that is transparent to the SGML parser.

F.1.5 Command Language Analogy

SGML descriptive tags are the antithesis of procedural language commands, and document type designers, in particular, should be discouraged from thinking of them as similar. Nonetheless, there are analogies that can be drawn between an element's attributes and a command's parameters that might aid an implementor's understanding.

<i>SGML Term</i>	<i>Programming Term</i>
<i>attribute definition list</i>	formal parameter list
<i>attribute definition</i>	formal parameter
<i>attribute specification list</i>	actual parameter list
<i>attribute specification</i>	actual parameter

Note that, unlike many formal parameter lists, the order of the individual attribute definitions does not prescribe an order in which the attribute specifications must occur.

F.2 Initialization

The user must be able to specify certain information to the system at the start of a run, some of which, like the active document types and link types, must be made available to the SGML parser. The manner of passing the information is system-specific.

F.2.1 Initial Procedure Mapping

The user must specify the mappings between element types, on the one hand, and the procedures to be executed for them, on the other.

This could be in the form of the name of a single procedure (for example, the procedure for the document element) which would set up the mappings for the other elements. The parser itself does not need this information, but if it were available the parser could return the appropriate procedure name whenever it returned descriptive tag information.

F.2.2 Link Process Specification

In formatting, the document type of the unformatted document is often called the "logical structure", and the document type of the formatted document is called the "layout structure". An SGML document that is to be formatted will always contain a logical structure (normally the base document type). If an explicit link process is to be used, it will also contain the document type definition for a layout structure ("generic layout structure"), and possibly a fully formatted instance of one.

For a formatting application, the user must specify, when invoking processing, the link type that will generate an instance of the desired layout structure from the logical structure, together with any parameters needed by the application. This information is not maintained as part of the document markup because it varies from one application run to another. However, the markup does contain the link type declarations that specify which elements of the layout structure are produced from the elements of the logical structure.

F.2.3 Concurrent Document Instances

A fully formatted instance is not normally used for a formatting application, as it is the result of such an application. It is more likely to be used in an indexing or cataloging process, where line and page numbers from the layout structure are used in conjunction with information from the logical structure. Here, the linkage between the two structures at the top level and between subelements is a permanent characteristic of the

document, and is expressed by the juxtaposition of tags from the two document types. At initialization time, the user must specify the two document types whose instances are to be processed.

F.3 Dynamic Procedure Mapping

A system should support procedure mapping as a dynamic process available to procedures, since, in some applications, the procedure for an element type might specify the processing of its subelements. For example, in a formatting application, the procedure for an element of the type "body" might specify that elements of the type "heading" are to be set in a Roman font, while the procedure for the generic identifier "appendix" might specify that "heading" elements occurring within it should be set in italics.

In other words, the heading element can be thought of as being qualified by the type of elements within whose bounds it occurs. The model of a surname and personal name suggests itself: the heading shares something in common with all other headings (same personal name), but that is modified by the fact that it is part of a body or an appendix (two different surnames).

F.4 Error Handling

This International Standard requires that a report of a markup error include its nature and location. Implementors are free to decide on the best means of satisfying that requirement, given their unique system environments and user interfaces.

Some general considerations to keep in mind are:

- a) The location in the entity structure can be expressed as an entity name, and a record number and character position within it. The location could also include:
 - i) a list of open entities;
 - ii) the location in the entity structure where each open entity was referenced;
 - iii) for each open entity accessed by a short reference, the map name and short reference string.
- b) The location in the element structure may be just as useful as that in the entity structure. It can be expressed as a list of currently open elements.
- c) When reporting the nature of an error, consideration should be given to markup minimization or other features that may be in use that could affect the user's perception of the error.

Annex G

Conformance Classification and Certification

(This annex does not form an integral part of this International Standard.)

This International Standard offers a variety of conformance options to SGML systems. It is expected that agencies that certify conformance will want to define a meaningful subset of these options for testing. They will also need a simple way to classify certified systems that will precisely identify the features and syntax variations that the systems support.

This annex describes a classification scheme that satisfies both these objectives, and discusses some of the implications for certification agencies.

G.1 Classification Code

The classification scheme is summarized in figure 15. The scheme assigns SGML systems a conformance classification code that consists of three subordinate codes: feature, syntax, and validation. For this reason, the conformance classification code can be called an "FSV".

For example, the FSV "0768RS064" is composed of feature code "0768", syntax code "RS", and validation code "064". It is the classification code for a system that can validate basic SGML documents with no features or validation options.

According to the figure, the classification name is "basic, validating". If the validation code were "000", the validation suffix would change, and the classification name would be "basic, non-validating".

As the features, concrete syntax, and validation options of a conforming system can vary independently of one another, it is not possible to define a single conformance classification hierarchy. Instead, there are two hierarchies, one based on the feature code and one on the validation code, as shown in the figure.

G.1.1 Feature Code

The feature code is determined by summing the factors assigned in the following list to each supported feature:

Feature	Weight
FORMAL	1
CONCUR	2
EXPLICIT	4
IMPLICIT	8
SIMPLE	16
SUBDOC	32
RANK	64
DATATAG	128
OMITTAG	256
SHORTTAG	512

If necessary, the code is padded with high-order zeros to make it the same length as the largest possible code.

The feature numbers are weighted (they are powers of two) so that the feature code will uniquely identify the features that are supported. For example, a feature code of 0384 means that the DATATAG and OMITTAG features are supported, and no others.

NOTE — The method described works when all features are specified independently and each is either supported or unsupported; that is, there are two possible values for each feature, 0 (unsupported) and 1 (supported). In the general case, there are N possible values, V , ranging from $V=0$ through $V=N-1$. For each feature, there is a factor, F , which is the product of N times the previous feature's factor, G (G is 1 for the first feature). The weight for a given value, $W(V)$, is the product of V times G . (To summarize: $F=N*G$ and $W(V)=V*G$, where the asterisk means multiplication.)

CONFORMANCE CLASS NAME	FEATURE CODE: F	SYNTAX CODE: S	VALID. CODE: V	VALIDATION SUFFIX
Minimal	0000	CS	000	non- validating
Minimal with options	0001-0767	CS	000	
Basic	0768	RS	000	
Basic with options	0769-1023	RS	000	
Full	1024	RS	000	
Multicode minimal	0000	MC	000	
Multicode minimal with options	0001-0767	MC	000	
Multicode basic	0768	MB	000	
Multicode basic with options	0769-1023	MB	000	
Multicode full	1024	MB	000	
Minimal	0000	CS	064	validating
Minimal with options	0001-0767	CS	064	
Basic	0768	RS	064	
Basic with options	0769-1023	RS	064	
Full	1024	RS	064	
Multicode minimal	0000	MC	064	
Multicode minimal with options	0001-0767	MC	064	
Multicode basic	0768	MB	064	
Multicode basic with opts	0769-1023	MB	064	
Multicode full	1024	MB	064	
Minimal	0000	CS	065-127	validating with options
Minimal with options	0001-0767	CS	065-127	
Basic	0768	RS	065-127	
Basic with options	0769-1023	RS	065-127	
Full	1024	RS	065-127	
Multicode minimal	0000	MC	065-127	
Multicode minimal with options	0001-0767	MC	065-127	
Multicode basic	0768	MB	065-127	
Multicode basic with opts	0769-1023	MB	065-127	
Multicode full	1024	MB	065-127	

Figure 15 — FSV Conformance Classification

G.1.2 Validation Code

The validation code is determined by summing the factors assigned in the following list to each supported validation feature:

Feature	Weight
CAPACITY	1
EXCLUDE	2
SGML	4
MODEL	8
FORMAL	16
NONSGML	32
GENERAL	64

If necessary, the code is padded with high-order zeros to make it the same length as the largest possible code.

A system that did only general validation would have a validation code of 064. As this International Standard requires general validation as a prerequisite to any of the validation options, the only possible validation codes would be 000, and 064 through 127.

NOTE — If modifying this scheme, GENERAL must have the highest weight, and no validation code can be lower than the weight for GENERAL, unless it is 0.

G.1.3 Syntax Code

The code for the concrete syntax is one of those in the following list:

Code	Concrete Syntax
CS	Core concrete syntax
RS	Reference concrete syntax
MC	Multicode core concrete syntax
MB	Multicode basic concrete syntax

The listed syntaxes are those defined in this document.

The classification scheme assumes that conformance will be tested for a single concrete syntax used in both the prolog and the document element.

G.2 Certification Considerations

It is important to note that a conformance classification scheme is not a constraint on either certification agencies or implementors. Conformance is defined in clause 15 of this International Standard, and is expressed formally in a system declaration, for which a conformance classification code is only an informal partial summary.

An implementor can choose to offer as many features and concrete syntax variations as it thinks its users will require. A certification agency can offer testing for as narrow or wide a group of these as it wishes. As a result, a given certification may not include all of the function that the tested system claims to offer, but that does not mean the system failed to conform to this International Standard. It simply means that, with respect to certain functions of the system, the certification agency offers no opinion on whether it conforms.

Certification agencies should feel free to modify the suggested classification scheme to meet their requirements, or to ignore it altogether. An agency, however, regardless of the classification scheme it adopts, must recognize that it cannot declare a system to be conforming or nonconforming by any criteria other than those specified in this International Standard. In particular, it cannot consider a system to be non-conforming solely because its mix of functions does not fit the agency's classification scheme. The agency must certify (or not, as the testing indicates) as to those functions that it is willing to test, and declare that it has no opinion as to the others.

Annex H

Theoretical Basis for the SGML Content Model

(This annex does not form an integral part of this International Standard.)

The SGML *model group* notation was deliberately designed to resemble the regular expression notation of automata theory, because automata theory provides a theoretical foundation for some aspects of the notion of conformance to a *content model*. This annex defines the relationship between *model group* notation and regular expressions, and discusses some ways in which model groups behave like automata and some ways in which they do not.

H.1 Model Group Notation

The SGML *model group* notation corresponds to the regular expression notation of automata theory, or reduces to it in the following manner:

- a) **and** groups reduce to an **or** group of **seq** group permutations; for example:

(a & b)

is equivalent to the regular expression (or SGML *model group*):

((a, b) | (b, a))

- b) a token with an **opt** occurrence indicator reduces to the same token in an **or** group with the null token; for example:

(a?)

is equivalent to the regular expression:

(a |)

(which, incidentally, is not a valid SGML *model group*).

H.2 Application of Automata Theory

Checking for conformance to a *content model* is essentially equivalent to the problem of recognizing (accepting or rejecting) regular expressions, and regular expressions therefore provide a useful theoretical basis for some aspects of context checking in SGML.

It can be shown (by Kleene's theorem) that a regular expression is equivalent to a deterministic finite automaton (DFA). A parser could in theory, therefore, handle any *model group* by reducing it to a regular expression and constructing a DFA with state transition paths corresponding to the tokens of the *model group*. Practice, however, presents some difficulties.

One problem arises in the reduction of **and** groups. Since the number of required **seq** group permutations is a factorial function, even small **and** groups can lead to an intractably large number of corresponding **seq** groups. An **and** group with six members, for example, would require 6!, or 720, **seq** groups.

Another problem lies with the construction of the DFA. One method is first to construct a nondeterministic finite automaton (NFA) directly from the regular expression, then to derive a deterministic equivalent. Although this and other algorithms for DFA construction are non-polynomial and hardly intractable for the human-readable models envisaged by SGML, they may be too resource-intensive for some implementations.

This International Standard avoids these problems by eliminating the need to construct a DFA. This it does by prohibiting models that are ambiguous or require "look-ahead"; that is, a *model group* is restricted so that, in

any given context, an element (or character string) in the document can correspond to one and only one primitive content token (see 11.2.4.3). In effect, the allowable set of regular expressions is reduced to those whose corresponding NFA can be traversed deterministically, because either:

- a) from a given node there can leave only one arc sequence that contains but a single labeled arc whose label is that of the corresponding content; or
- b) if more than one such arc sequence can leave the node, only one of them can enter it, and this sequence is given priority by the rules of SGML.

As a result, context checking can be done by simplified algorithms that use only NFAs.

The restriction is justifiable in principle because human beings must also perform context checking when creating the document, and they are more likely to do this successfully if the regular expressions are kept simple. The restriction is also justifiable in practice because a desired document structure can always be obtained, despite the restriction, by introducing intermediate elements.

H.3 Divergence from Automata Theory

No assumptions should be made about the general applicability of automata theory to content models. For example, it should be noted that content models that reduce to equivalent regular expressions are not necessarily equivalent for other purposes. In particular, the determination of whether a start-tag is technically omissible depends on the exact form of expression of the content model. Minimization would be permitted for "b" in

(a?, b)

while it would not be permitted in

((a,b)|b)

even though both models reduce to equivalent regular expressions.

Annex I

Nonconforming Variations

(This annex does not form an integral part of this International Standard.)

Historically, many of the benefits of generalized markup have been obtained by using a procedural text processing language as though it were a descriptive language. That approach is necessarily less effective than using the Standard Generalized Markup Language, which was designed specifically for the purpose of describing documents.

This annex discusses some common departures from this International Standard that occur when procedural languages are used for descriptive markup.

I.1 Fixed-length Generic Identifiers

In a fixed-length GI language, no attributes are supported, and there is no *tagc*. The *content* begins with the first character after the start-tag GI.

The following example uses 2-character GIs:

```
<paThis is a paragraph with
  a <sqshort quotation</sqin it.</pa
```

Some drawbacks to fixed-length GIs are:

- The source document can be difficult for a human to read (although machines have no trouble).
- Some "natural" tag mnemonics will be unusable in combination because of their length (e.g., "p" for paragraph and "h1" for head-level-1 cannot be used together).
- Document types that have attributes cannot be processed.

A document created with fixed-length GIs can be converted to an SGML document (provided no other differences exist) by inserting the *tagc* delimiter.

I.2 Single Delimiter

In a single delimiter language, the same character is used for the *stago*, *etago*, *ero*, *mdo*, and *pio* delimiter roles.

This approach introduces a number of restrictions:

- GIs, entity names, declaration names, processing instruction names, and processing macro names must all be different from one another, as there is no other way to distinguish them.
- End-tags can be entered only when the context offers no possibility of confusing them with start-tags, as they look the same.

Some drawbacks to the use of a single delimiter are:

- The structure of the document is no longer apparent to a human reader because descriptive tags cannot easily be distinguished from processing instructions, markup declarations, or entity references.
- Processing instructions, which apply only to a single application and system, cannot easily be located for modification if the document is used in a different application or system.

- A document type designer must be aware of every processing instruction and macro name and cannot use the same names for GIs. Similarly, a text programmer cannot create a new macro without making sure that no GI exists with the same name.
- Document interchange is severely limited because of the difficulty in preventing a document's GIs from conflicting with a receiving system's macro names.

An obvious solution to these problems is to use naming conventions to distinguish the types of name. For example, declaration names could begin with an exclamation mark, processing instruction names with a question mark, and so on.

```
<!ENTITY abc SYSTEM>  
<?NEWPAGE>
```

The SGML reference concrete syntax uses multiple-character strings as delimiters, thereby creating the visual effect of a single delimiter with naming conventions, but with none of the drawbacks.