
**Graphical symbols — Public information
symbols**

Symboles graphiques — Symboles destinés à l'information du public



PDF disclaimer

This PDF file may contain embedded typefaces. In accordance with Adobe's licensing policy, this file may be printed or viewed but shall not be edited unless the typefaces which are embedded are licensed to and installed on the computer performing the editing. In downloading this file, parties accept therein the responsibility of not infringing Adobe's licensing policy. The ISO Central Secretariat accepts no liability in this area.

Adobe is a trademark of Adobe Systems Incorporated.

Details of the software products used to create this PDF file can be found in the General Info relative to the file; the PDF-creation parameters were optimized for printing. Every care has been taken to ensure that the file is suitable for use by ISO member bodies. In the unlikely event that a problem relating to it is found, please inform the Central Secretariat at the address given below.



COPYRIGHT PROTECTED DOCUMENT

© ISO 2007

All rights reserved. Unless otherwise specified, no part of this publication may be reproduced or utilized in any form or by any means, electronic or mechanical, including photocopying and microfilm, without permission in writing from either ISO at the address below or ISO's member body in the country of the requester.

ISO copyright office
Case postale 56 • CH-1211 Geneva 20
Tel. + 41 22 749 01 11
Fax + 41 22 749 09 47
E-mail copyright@iso.org
Web www.iso.org

Published in Switzerland

Contents

Page

Foreword.....	iv
Introduction	v
1 Scope	1
2 Normative references	1
3 Terms and definitions	1
4 General	2
4.1 Size	2
4.2 Text	2
4.3 Arrows	2
4.4 Colour and contrast	4
4.5 Negation	4
5 Meanings and categorization of public information symbols	6
5.1 General	6
5.2 Meaning	6
5.3 Categorization	6
6 Standardized public information symbols	10
Bibliography	56
Table 1 — Summary of meanings by alphabetical order	7
Table 2 — Summary of all public information symbols	11
Table 3 — Public information symbols: Public facilities	16
Table 4 — Public information symbols: Transport facilities	33
Table 5 — Public information symbols: Tourism, culture and heritage	43
Table 6 — Public information symbols: Sporting activities	47
Table 7 — Public information symbols: Commercial facilities	48
Table 8 — Public information symbols: Behaviour of the public (excluding safety signs)	53

Foreword

ISO (the International Organization for Standardization) is a worldwide federation of national standards bodies (ISO member bodies). The work of preparing International Standards is normally carried out through ISO technical committees. Each member body interested in a subject for which a technical committee has been established has the right to be represented on that committee. International organizations, governmental and non-governmental, in liaison with ISO, also take part in the work. ISO collaborates closely with the International Electrotechnical Commission (IEC) on all matters of electrotechnical standardization.

International Standards are drafted in accordance with the rules given in the ISO/IEC Directives, Part 2.

The main task of technical committees is to prepare International Standards. Draft International Standards adopted by the technical committees are circulated to the member bodies for voting. Publication as an International Standard requires approval by at least 75 % of the member bodies casting a vote.

Attention is drawn to the possibility that some of the elements of this document may be the subject of patent rights. ISO shall not be held responsible for identifying any or all such patent rights.

ISO 7001 was prepared by Technical Committee ISO/TC 145, *Graphical symbols*, Subcommittee SC 1, *Public information symbols*.

This third edition cancels and replaces the second edition (ISO 7001:1990), which has been technically revised. It also incorporates the Amendment ISO 7001:1990/Amd.1:1993.

Introduction

The reason for the publication of this International Standard is the increasing use of non-verbal presentation of information in buildings and other places, and for services used by the public. Graphical symbols should be used where text messages might be a barrier to understanding.

Continued growth in international trade, travel and tourism requires a common method of communication and standardization of public information symbols will help both provider and users, including those with disabilities.

Lack of standardization may lead to confusion.

The use of standardized public information symbols does not replace the need for careful consideration and application of wayfinding and signing schemes; it is recognized that public information symbols will often be used with text in signing systems. This may aid education and comprehension particularly for new symbols and those which have less common usage.

ISO 7001 is intended to be used by all Technical Committees within ISO charged with developing specific public information symbols for their industry, to ensure that there is only one symbol for each meaning. It is also intended that this International Standard be revised regularly to include public information symbols as they are standardized by ISO and which conform to the principles for development as developed by ISO/TC 145/SC 1.

Specific acceptance criteria, procedures and application forms can be found on the ISO/TC 145/SC 1 website, <http://www.iso.org/tc145/sc1>.

The public information symbols in this International Standard have been validated by ISO/TC 145/SC 1 according to procedures of standardization current at the time of publication. Future standardization of public information symbols will be facilitated with suitable evaluation techniques such as the testing outlined in ISO 9186. Acceptance criteria for public information symbol qualification ought to be such that there is confidence that a suitable proportion of the intended audience will understand them. Further design criteria will be added as appropriate and will be approved by ISO/TC 145/SC 1.

Public information symbols given in this International Standard are considered to have achieved a satisfactory degree of comprehension as established by independent testing or as a result of their use and application at an international level.

NOTE The public information symbols given in this International Standard can be reproduced as published. However, it is recognized that there may be particular national characteristics and cultural requirements which may require minor variations. This is acceptable providing the key elements and design intent of the standardized symbol is not compromised.

Graphical symbols — Public information symbols

1 Scope

This International Standard specifies graphical symbols for the purposes of public information.

This International Standard is generally applicable to public information symbols in all locations and all sectors where the public has access. However, it is not applicable to safety signs or to those sectors subject to a regulation which may differ with regard to certain points of this International Standard (for example, traffic signs on the public highway).

This International Standard specifies the symbol originals that may be scaled for reproduction and application purposes.

The symbols may be used in conjunction with text to improve comprehension.

2 Normative references

The following referenced documents are indispensable for the application of this document. For dated references, only the edition cited applies. For undated references, the latest edition of the referenced document (including any amendments) applies.

ISO 3864-1, *Graphical symbols — Safety colours and safety signs — Part 1: Design principles for safety signs in workplaces and public areas*

ISO 17724, *Graphical symbols — Vocabulary*

ISO 22727:2007, *Graphical symbols — Creation and design of public information symbols — Requirements*

3 Terms and definitions

For the purposes of this document, the terms and definitions given in ISO 17724 and the following apply.

3.1

graphical symbol

visually perceptible figure with a particular meaning used to transmit information independently of language

3.2

public information symbol

graphical symbol intended to give information to the general public, the understanding of which is independent of specialist or occupational training

3.3

safety sign

sign giving a general safety message, obtained by a combination of a colour and geometric shape and which, by the addition of a graphical symbol, gives a particular safety message

[ISO 7010:2003, 3.7]

3.4

negation

indication of the absence or opposite of something actual or positive

3.5

meaning

message that a public information symbol is intended to convey

3.6

function

written description of the purpose of the information to be conveyed by a graphical symbol

3.7

image content

written description of the elements of a graphical symbol or safety sign and their relative disposition

4 General

4.1 Size

The public information symbols given in this International Standard are designed to be reproduced in a variety of sizes to suit different applications from, for example, small-scale orientation notices to large-scale wayfinding signs.

4.2 Text

The graphical symbols have been designed with the intention that they can be used on their own to convey the information described in the meaning (except the direction arrow, which cannot be used on its own, see 4.3). However, they may be combined with the relevant text on a sign or notice, etc., if considered appropriate. This might be an advantage with less well established symbols to aid understanding.

4.3 Arrows

The direction arrow (symbol number PI PF 030) shall only be used in conjunction with another symbol (or a symbol and text) to indicate movement of a person towards something. An example is shown in Figure 1.

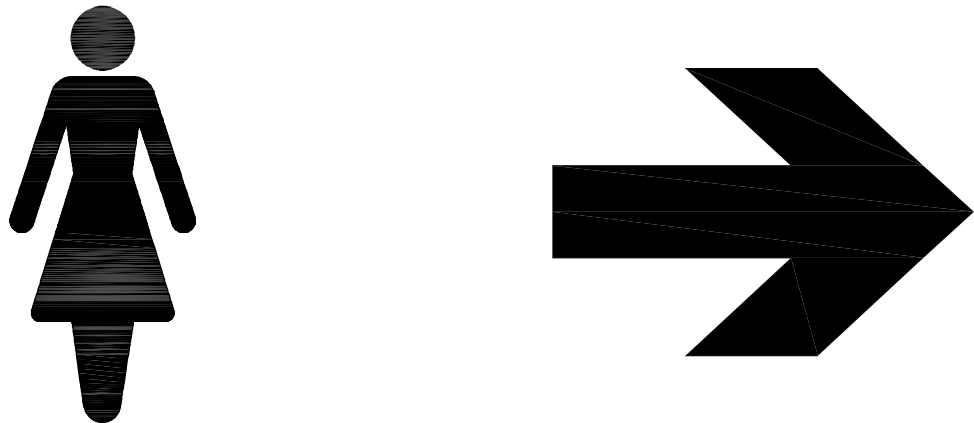


Figure 1 — Use of the direction arrow with the relevant symbol to indicate female toilet to the right

The direction arrow shall be used to indicate direction of a person as shown in Figure 2.









	Progress to the right
	Progress to the left
	Progress forward from here Progress forward and through from here Progress forward and up from here
	Progress up to the right Progress forward and across to the right
	Progress down to the right
	Progress up to the left Progress forward and across to the left
	Progress down to the left
	Progress down from here

Figure 2 — Use of direction arrows

The use of all other arrows is given with the relevant graphical symbol and meaning.

4.4 Colour and contrast

The public information symbols given in this International Standard may be reproduced in any colour. However, the combination of safety colours and shapes specified in ISO 3864-1 shall be avoided to ensure there is no confusion between public information symbols and safety signs. This also applies to arrows where the use of green and white shall be avoided to ensure that there is no confusion with the direction arrow, safe condition, used for evacuation routes.

Adequate contrast between the symbol and its background is essential and the symbol should be given a sufficiently large surrounding area to ensure identifiability. All illustrations of graphical symbols in this International Standard have corner marks to give an indication of the minimum area required.

4.5 Negation

Public information symbols shall be negated only for comfort or convenience reasons.

Where the whole activity is to be negated, the negation element shall be a diagonal bar running from top left to bottom right as shown in Figure 3. In order to ensure that there is no confusion with safety signs, there shall not be a surrounding circle. The negation bar shall be placed over the graphical symbol. The graphical symbol shall be designed in such a way that when placed in the template specified in 7.2 of ISO 22727:2007 the negation bar does not obscure critical details.

Where only a graphical symbol element in a public information symbol is to be negated to indicate a particular forbidden action, the negation element shall be a cross as shown in Figure 4. The negation cross shall be placed over the graphical symbol element which is being negated.

The negation bar and the negation cross should normally be red.



Meaning: No baggage trolleys or carts.

Function: To signify that baggage trolleys or carts are not allowed.

Image content: Side view of piece of baggage on trolley or cart and negation bar.

Figure 3 — Example of the use of a negation bar



Meaning: Do not drop trash or litter or rubbish.

Function: To indicate that people should not drop trash or litter or rubbish.

Image content: Front view of human figure, with four representative articles of trash or litter or rubbish falling from their hand and a negation cross over them.

Figure 4 — Example of the use of a negation cross

5 Meanings and categorization of public information symbols

5.1 General

The following summaries (Tables 1 and 2) are provided to facilitate the search for standardized public information symbols.

This International Standard is to be maintained electronically through the use of a database. The indexes of this database are to be used in these overviews as search engines with each standardized public information symbol having a reference number.

5.2 Meaning

Table 1 gives the list of meanings in alphabetical order and provides the reference number.

5.3 Categorization

For the convenience of users, the public information symbols in ISO 7001 have been grouped according to the areas where they are normally expected to be used. However, these groupings are not intended to be exclusive and the use of the public information symbols in other areas, where this is considered appropriate, is not precluded. The public information symbols are categorized as follows:

- PF public facilities;
- TF transport facilities;
- TC tourism, culture and heritage;
- SA sporting activities;
- CF commercial facilities;
- BP behaviour of the public (excluding public safety).

Table 2 summarizes the standardized public information symbols in terms of these categorizations.

Each public information symbol should normally be used to convey only one public information message, and should normally be placed in one category only.

Table 1 — Summary of meanings by alphabetical order

Meaning	Reference number
Accessible elevator or lift	PI PF 031
Accessible toilet or full accessibility	PI PF 006
Accommodation or hotel	PI CF 003
Airport or aircraft	PI TF 001
Arrow – direction arrow	PI PF 030
ATM (automatic teller machine) or cash service or cash dispenser	PI CF 005
Baby care or nursery	PI PF 023
Baggage lockers or coin lockers	PI PF 013
Baggage check or customs	PI TF 018
Baggage reclaim	PI TF 020
Baggage storage or left baggage	PI PF 012
Baggage trolleys or carts	PI PF 018
Bar	PI CF 008
Bath	PI PF 026
Bicycle or cycle facility	PI TF 010
Bicycle or cycle parking	PI TF 021
Boats or port or ships or ferries	PI TF 004
Buffet or coffee shop or café – refreshments	PI CF 002
Bureau-de-change or money/currency exchange	PI CF 004
Bus station or bus stop or buses	PI TF 006
Cable car	PI TF 011
Cable railway or funicular	PI TF 012
Café or coffee shop or buffet – refreshments	PI CF 002
Campsite or camping	PI TC 002
Caravan park or caravans	PI TC 003
Car parking or parking	PI TF 014
Car rental/hire or rent-a-car	PI TF 009
Carts or baggage trolleys	PI PF 018
Cash service or cash dispenser or ATM (automatic teller machine)	PI CF 005
Chair lift	PI TF 013
Check-in or reception	PI PF 008
Cloakroom	PI PF 024
Coffee shop or café or buffet – refreshments	PI CF 002
Coin lockers or baggage lockers	PI PF 013
Conference facilities	PI CF 010
Currency/money exchange or bureau-de-change	PI CF 004
Customs or baggage check	PI TF 018
Cycle or bicycle facility	PI TF 010
Cycle or bicycle parking	PI TF 021
Direction arrow	PI PF 030
Drinking water	PI PF 007
Elevator or lift	PI PF 019
Elevator or lift accessible	PI PF 031

Table 1 (continued)

Meaning	Reference number
Entrance or way in	PI PF 028
Escalator	PI PF 020
Escalator, down	PI PF 033
Escalator, up	PI PF 034
Exit or way out	PI PF 029
Female toilets	PI PF 005
Ferries or port or ships or boats	PI TF 004
Filling station	PI CF 009
Flight arrivals	PI TF 016
Flight connections	PI TF 017
Flight departures	PI TF 015
Full accessibility or toilets – accessible	PI PF 006
Funicular or cable railway	PI TF 012
General sports or sporting activities	PI SA 001
Heliport or helicopters	PI TF 005
Hospital	PI PF 002
Hotel or accommodation	PI CF 003
Immigration or passport control/inspection	PI TF 019
Information	PI PF 001
Left baggage or baggage storage	PI PF 012
Lift or elevator	PI PF 019
Lift or elevator accessible	PI PF 031
Line up or queue in single file	PI BP 003
Line up or queue in threes	PI BP 005
Line up or queue in twos	PI BP 004
Litter bin or trash box or rubbish bin	PI PF 027
Lockers – baggage lockers or coin lockers	PI PF 013
Lost and found or lost property	PI PF 009
Lounge or waiting area	PI PF 014
Mail box or post or post office	PI PF 016
Male toilets	PI PF 004
Metro or underground railway station or trains	PI TF 003
Money/currency exchange or bureau-de-change	PI CF 004
Moving walkway	PI PF 032
Nursery or baby care	PI PF 023
Panorama or viewpoint	PI TC 001
Park – recreational	PI TC 006
Parking or car parking	PI TF 014
Parking – bicycle or cycle parking	PI TF 021
Passport control/inspection or immigration	PI TF 019
Pharmacy	PI CF 007
Picnic area	PI TC 004

Table 1 (continued)

Meaning	Reference number
Play area	PI TC 005
Port or ships or ferries or boats	PI TF 004
Post or post office or mail box	PI PF 016
Quiet please or silence	PI BP 001
Queue or line up in single file	PI BP 003
Queue or line up in threes	PI BP 005
Queue or line up in twos	PI BP 004
Railway – funicular or cable railway	PI TF 012
Railway – underground or metro station or trains	PI TF 003
Railway station or railways or trains	PI TF 002
Ramped access or slope	PI PF 022
Reception or check-in	PI PF 008
Refreshments – coffee shop or café or buffet	PI CF 002
Rent-a-car or car rental/hire	PI TF 009
Restaurant	PI CF 001
Rubbish bin or trash box or litter bin	PI PF 027
Ships or port or ferries or boats	PI TF 004
Shops or shopping	PI CF 006
Shower	PI PF 025
Silence or quiet please	PI BP 001
Slope or ramped access	PI PF 022
Smoking area or smoking allowed	PI PF 015
Sporting activities or general sports	PI SA 001
Stadium	PI SA 002
Stairs	PI PF 021
Stand on the left (or right)	PI BP 002
Station – underground or metro	PI TF 003
Station – railway or trains	PI TF 002
Streetcar or tram stop or streetcars or trams	PI TF 007
Taxi stop or taxis	PI TF 008
Telephone	PI PF 017
Tickets or ticket sales	PI PF 010
Ticket validation	PI PF 011
Toilets – accessible	PI PF 006
Toilets – female	PI PF 005
Toilets – male	PI PF 004
Toilets – unisex	PI PF 003
Trains or railway station or railways	PI TF 002
Trains – underground or metro	PI TF 003
Tram or streetcar stop or trams or streetcars	PI TF 007
Trash box or litter bin or rubbish bin	PI PF 027
Trolleys – baggage trolleys or carts	PI PF 018

Table 1 (continued)

Meaning	Reference number
Underground or metro railway station or trains	PI TF 003
Unisex toilets	PI PF 003
Viewpoint or panorama	PI TC 001
Waiting area or lounge	PI PF 014
Water – drinking water	PI PF 007
Way in or entrance	PI PF 028
Way out or exit	PI PF 029
Zoo	PI TC 007

6 Standardized public information symbols

Tables 3 to 8 give symbol originals in a uniform 70 mm size with corner marks to enable accurate enlargement and reduction scaling. The symbol illustrations are shown without borders in order to allow for consistent reproduction scaling, though the use of borders is encouraged. The symbols should be reproduced exactly as shown in Tables 3 to 8. However, some degree of graphical modification is permitted when national and cultural differences or special application formats need to be considered, provided comprehension of the sign is maintained. Consistent reproduction and use of these symbols will lead to a progressively improved degree of comprehension at the international level.

Tables 3 to 8 present the public information symbol originals according to their category as follows:

- PF Public facilities see Table 3
- TF Transport facilities see Table 4
- TC Tourism, culture and heritage see Table 5
- SA Sporting activities see Table 6
- CF Commercial facilities see Table 7
- BP Behaviour of the public (excluding safety signs) see Table 8

Tables 3 to 8 also give a meaning, function and image content of each symbol.

In cases where the orientation of the symbol is not essential to its meaning, the orientation may be changed.

A graphical symbol should normally be a filled-in form.

Table 2 — Summary of all public information symbols

Symbol Ref. N° Meaning	Category					
	PF	TF	TC	SA	CF	BP
	Public facilities	Transport facilities	Tourism, culture and heritage	Sporting activities	Commercial activities	Behaviour of the public
Symbol Ref. N° Meaning	 PI PF 001 Information	 PI TF 001 Airport or aircraft	 PI TC 001 Viewpoint or panorama	 PI SA 001 Sporting activities or general sports	 PI CF 001 Restaurant	 PI BP 001 Quiet please or silence
Symbol Ref. N° Meaning	 PI PF 002 Hospital	 PI TF 002 Railway station or railways or trains	 PI TC 002 Campsite or camping	 PI SA 002 Stadium	 PI CF 002 Refreshments – coffee shop or café or buffet	 PI BP 002 Stand on the left (or right)
Symbol Ref. N° Meaning	 PI PF 003 Toilets – unisex	 PI TF 003 Underground or metro railway station or trains	 PI TC 003 Caravan park or caravans		 PI CF 003 Hotel or accommodation	 PI BP 003 Line up or queue in single file
Symbol Ref. N° Meaning	 PI PF 004 Toilets – male	 PI TF 004 Port or ships or ferries or boats	 PI TC 004 Picnic area		 PI CF 004 Money/currency exchange or bureau-de-change	 PI BP 004 Line up or queue in twos
Symbol Ref. N° Meaning	 PI PF 005 Toilets – female	 PI TF 005 Heliport or helicopters	 PI TC 005 Play area		 PI CF 005 Cash service or cash dispenser or ATM (automatic teller machine)	 PI BP 005 Line up or queue in threes
Symbol Ref. N° Meaning	 PI PF 006 Full accessibility or toilets – accessible	 PI TF 006 Bus station or bus stop or buses	 PI TC 006 Park – recreational		 PI CF 006 Shops or shopping	

Table 2 (continued)


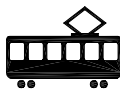

















Symbol Ref. N° Meaning	Category					
	PF	TF	TC	SA	CF	BP
	Public facilities	Transport facilities	Tourism, culture and heritage	Sporting activities	Commercial activities	Behaviour of the public
Symbol Ref. N° Meaning	 PI PF 007 Drinking water	 PI TF 007 Tram or streetcar stop or trams or streetcars	 PI TC 007 Zoo		 PI CF 007 Pharmacy	
Symbol Ref. N° Meaning	 PI PF 008 Check-in or reception	 PI TF 008 Taxi stop or taxis			 PI CF 008 Bar	
Symbol Ref. N° Meaning	 PI PF 009 Lost and found or lost property	 PI TF 009 Rent-a-car or car rental/hire			 PI CF 009 Filling station	
Symbol Ref. N° Meaning	 PI PF 010 Tickets or ticket sales	 PI TF 010 Bicycle or cycle facility			 PI CF 010 Conference facilities	
Symbol Ref. N° Meaning	 PI PF 011 Ticket validation	 PI TF 011 Cable car				
Symbol Ref. N° Meaning	 PI PF 012 Baggage storage or left baggage	 PI TF 012 Funicular or cable railway				
Symbol Ref. N° Meaning	 PI PF 013 Baggage lockers or coin lockers	 PI TF 013 Chair lift				

Table 2 (continued)















Symbol Ref. N° Meaning	Category					
	PF	TF	TC	SA	CF	BP
	Public facilities	Transport facilities	Tourism, culture and heritage	Sporting activities	Commercial activities	Behaviour of the public
Symbol 						
Ref. N° Meaning	PI PF 014 Lounge or waiting area	PI TF 014 Parking or car parking				
Symbol 						
Ref. N° Meaning	PI PF 015 Smoking area or smoking allowed	PI TF 015 Flight departures				
Symbol 						
Ref. N° Meaning	PI PF 016 Post or post office or mail box	PI TF 016 Flight arrivals				
Symbol 						
Ref. N° Meaning	PI PF 017 Telephone	PI TF 017 Flight connections				
Symbol 						
Ref. N° Meaning	PI PF 018 Baggage trolleys or carts	PI TF 018 Customs or baggage check				
Symbol 						
Ref. N° Meaning	PI PF 019 Elevator or lift	PI TF 019 Immigration or passport control/inspection				
Symbol 						
Ref. N° Meaning	PI PF 020 Escalator	PI TF 020 Baggage reclaim				

Table 2 (continued)









Symbol Ref. N° Meaning	Category					
	PF	TF	TC	SA	CF	BP
	Public facilities	Transport facilities	Tourism, culture and heritage	Sporting activities	Commercial activities	Behaviour of the public
Symbol Ref. N° Meaning	 PI PF 021 Stairs	 PI TF 021 Bicycle or cycle parking				
Symbol Ref. N° Meaning	 PI PF 022 Slope or ramped access					
Symbol Ref. N° Meaning	 PI PF 023 Nursery or baby care					
Symbol Ref. N° Meaning	 PI PF 024 Cloakroom					
Symbol Ref. N° Meaning	 PI PF 025 Shower					
Symbol Ref. N° Meaning	 PI PF 026 Bath					
Symbol Ref. N° Meaning	 PI PF 027 Trash box or litter bin or rubbish bin					

Table 2 (continued)


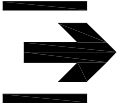





Symbol Ref. N° Meaning	Category					
	PF	TF	TC	SA	CF	BP
	Public facilities	Transport facilities	Tourism, culture and heritage	Sporting activities	Commercial activities	Behaviour of the public
Symbol Ref. N° Meaning	 PI PF 028 Way in or entrance					
Symbol Ref. N° Meaning	 PI PF 029 Way out or exit					
Symbol Ref. N° Meaning	 PI PF 030 Direction arrow					
Symbol Ref. N° Meaning	 PI PF 031 Accessible elevator or lift					
Symbol Ref. N° Meaning	 PI PF 032 Moving walkway					
Symbol Ref. N° Meaning	 PI PF 033 Escalator, down					
Symbol Ref. N° Meaning	 PI PF 034 Escalator, up					

Table 3 — Public information symbols: Public facilities



Reference No. Meaning	Graphical symbol	Symbol function and image content	
<p>PI PF 001 Information</p>		<p>Function</p>	<p>To indicate where information is to be obtained</p>
		<p>Image content</p>	<p>Lower case block letter i</p>
<p>PI PF 002 Hospital</p>		<p>Function</p>	<p>To indicate the location of a hospital</p>
		<p>Image content</p>	<p>Human figure in bed with cross to indicate medical care</p> <p>NOTE The cross may be substituted with another symbol appropriate to the culture of the using country.</p>

Table 3 (continued)



Reference No. Meaning	Graphical symbol	Symbol function and image content	
<p>PI PF 003 Toilets – unisex</p>		<p>Function</p>	<p>To indicate the location of a public toilet for males or females</p>
		<p>Image content</p>	<p>Frontal view of standing male and female human figures</p>
<p>PI PF 004 Toilets – male</p>		<p>Function</p>	<p>To indicate the location of a public toilet for males</p>
		<p>Image content</p>	<p>Frontal view of standing male human figure</p>

Table 3 (continued)



Reference No. Meaning	Graphical symbol	Symbol function and image content	
<p>PI PF 005 Toilets – female</p>		<p>Function</p>	<p>To indicate the location of a public toilet for females</p>
		<p>Image content</p>	<p>Frontal view of standing female human figure</p>
<p>PI PF 006 Full accessibility or toilets – accessible</p>		<p>Function</p>	<p>To indicate routes and facilities with full accessibility (including the location of an accessible toilet)</p>
		<p>Image content</p>	<p>Side view of human figure in wheelchair</p>

Table 3 (continued)



Reference No. Meaning	Graphical symbol	Symbol function and image content	
<p>PI PF 007 Drinking water</p>		<p>Function</p>	<p>To signify drinkable tap water</p>
		<p>Image content</p>	<p>Tap above glass containing water indicated by wavy lines</p>
<p>PI PF 008 Check-in or reception</p>		<p>Function</p>	<p>To indicate the location of check-in or reception facility</p>
		<p>Image content</p>	<p>Human figure at representation of desk/counter greeting another human figure</p>

Table 3 (continued)



Reference No. Meaning	Graphical symbol	Symbol function and image content	
<p>PI PF 009 Lost and found or lost property</p>		<p>Function</p>	<p>To indicate the location of lost and found lost property facilities</p>
<p>PI PF 010 Tickets or ticket sales</p>		<p>Function</p>	<p>To indicate the location of a facility where tickets may be obtained</p>
		<p>Image content</p>	<p>Glove, case and umbrella with label containing question mark</p>
		<p>Image content</p>	<p>Hand holding two tickets</p>

Table 3 (continued)

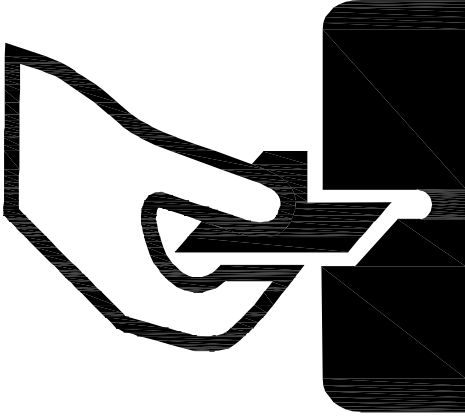

Reference No. Meaning	Graphical symbol	Symbol function and image content	
<p>PI PF 011 Ticket validation</p>		<p>Function</p>	<p>To indicate the location of ticket validation facility</p>
		<p>Image content</p>	<p>Hand holding ticket being inserted into machine</p>
<p>PI PF 012 Baggage storage or left baggage</p>		<p>Function</p>	<p>To indicate the location of facility for the temporary storage of baggage</p>
		<p>Image content</p>	<p>Four assorted pieces of baggage arranged on two shelves in an orderly fashion</p>

Table 3 (continued)



Reference No. Meaning	Graphical symbol	Symbol function and image content	
<p>PI PF 013 Baggage lockers or coin lockers</p>		<p>Function</p>	<p>To indicate the location of lockers for the temporary storage of baggage</p>
<p>PI PF 014 Lounge or waiting area</p>		<p>Function</p>	<p>To indicate the location of areas where people may wait</p>
		<p>Image content</p>	<p>Side view of two seated human figures with clock face overhead</p>

Table 3 (continued)



Reference No. Meaning	Graphical symbol	Symbol function and image content	
<p>PI PF 015 Smoking area or smoking allowed</p>		Function	To signify where smoking is allowed
		Image content	Side view of cigarette with smoke
<p>PI PF 016 Post or Post office or mail box</p>		Function	To indicate the location of post or mail facilities
		Image content	Outline of rear view of envelope

Table 3 (continued)



Reference No. Meaning	Graphical symbol	Symbol function and image content	
<p>PI PF 017 Telephone</p>		<p>Function</p> <p>To indicate the location of public telephone facilities</p>	
		<p>Image content</p> <p>Side view of telephone receiver</p>	
<p>PI PF 018 Baggage trolleys or carts</p>		<p>Function</p> <p>To indicate the location of baggage trolleys or carts for public use</p>	
		<p>Image content</p> <p>Side view of piece of baggage on trolley or cart</p>	

Table 3 (continued)



Reference No. Meaning	Graphical symbol	Symbol function and image content	
<p>PI PF 019 Elevator or lift</p>		<p>Function</p>	<p>To indicate the location of a public elevator/lift</p>
		<p>Image content</p>	<p>Elevator/lift cage in shaft showing push buttons with human figure in cage. "Up" arrow above cage and "down" arrow below cage</p>
<p>PI PF 020 Escalator</p>		<p>Function</p>	<p>To indicate the location of a public escalator</p>
		<p>Image content</p>	<p>Side view of two human figures on escalator</p>

Table 3 (continued)



Reference No. Meaning	Graphical symbol	Symbol function and image content	
<p>PI PF 021 Stairs</p>		<p>Function</p>	<p>To indicate the location of stairs</p>
<p>PI PF 022 Slope or ramped access</p>		<p>Function</p>	<p>To indicate the location of access facilities via a slope or ramp</p>
		<p>Image content</p>	<p>Side view of walking human figure and human figure in wheelchair going up slope</p>

Table 3 (continued)



Reference No. Meaning	Graphical symbol	Symbol function and image content	
<p>PI PF 023 Nursery or baby care</p>		<p>Function</p>	<p>To indicate the location of baby care facilities</p>
		<p>Image content</p>	<p>Side view of figure bending over baby on flat surface. Baby feeding bottle in outline</p>
<p>PI PF 024 Cloakroom</p>		<p>Function</p>	<p>To indicate the location of cloakroom facilities</p>
		<p>Image content</p>	<p>Coat hanger, bag and hat</p>

Table 3 (continued)



Reference No. Meaning	Graphical symbol	Symbol function and image content	
<p>PI PF 025 Shower</p>		<p>Function</p>	<p>To indicate the location of public shower facilities</p>
		<p>Image content</p>	<p>Side view of shower head cantilevered over base, with water indicated by lines of dots</p>
<p>PI PF 026 Bath</p>		<p>Function</p>	<p>To indicate the location of baths for the use of the public</p>
		<p>Image content</p>	<p>Side view of human figure in bath</p>

Table 3 (continued)



Reference No. Meaning	Graphical symbol	Symbol function and image content	
<p>PI PF 027 Trash box or litter bin or rubbish bin</p>		<p>Function</p>	<p>To indicate a receptacle for the acceptance of trash or litter or rubbish being thrown away</p>
<p>PI PF 028 Way in or entrance</p>		<p>Function</p>	<p>To indicate and identify the location of an entry point or preferred way to enter</p>
		<p>Image content</p>	<p>Two lines with direction arrow pointing in</p>

Table 3 (continued)



Reference No. Meaning	Graphical symbol	Symbol function and image content	
<p>PI PF 029 Way out or exit</p>		<p>Function</p>	<p>To indicate and identify the location of an exit or preferred way to go out</p>
		<p>Image content</p>	<p>Two lines with direction arrow pointing out</p>
<p>PI PF 030 Direction arrow</p>		<p>Function</p>	<p>To indicate direction of movement of people NOTE Only to be used in conjunction with other symbols.</p>
		<p>Image content</p>	<p>Arrow with Belgian head, with angle at apex of between 84° and 86° NOTE Can be turned through 45° point in different directions. See 4.3.</p>

Table 3 (continued)



Reference No. Meaning	Graphical symbol	Symbol function and image content	
<p>PI PF 031 Accessible elevator or lift</p>		<p>Function</p>	<p>To indicate the location of an accessible public elevator/lift</p>
<p>PI PF 032 Moving walkway</p>		<p>Function</p>	<p>To indicate the location of a public moving walkway</p>
		<p>Image content</p>	<p>Side view of two human figures on moving walkway</p>

Table 3 (continued)



Reference No. Meaning	Graphical symbol	Symbol function and image content	
<p>PI PF 033 Escalator, down</p>		<p>Function</p>	<p>To indicate the location of a public escalator where the direction of travel is down</p>
<p>PI PF 034 Escalator, up</p>		<p>Function</p>	<p>To indicate the location of a public escalator where the direction of travel is up</p>
		<p>Image content</p>	<p>Side view of two human figures on an escalator with an arrow indicating upwards travel</p>

Table 4 — Public information symbols: Transport facilities



Reference No. Meaning	Graphical symbol	Symbol function and image content	
<p>PI TF 001 Airport or aircraft</p>		<p>Function</p>	<p>To indicate the location of an airport or aircraft</p>
		<p>Image content</p>	<p>Aircraft in plan view</p>
<p>PI TF 002 Railway station or railways or trains</p>		<p>Function</p>	<p>To indicate the location of trains</p>
		<p>Image content</p>	<p>Front and side view of train and railway line</p>

Table 4 (continued)



Reference No. Meaning	Graphical symbol	Symbol function and image content	
<p>PI TF 003 Underground or metro railway station or trains</p>		<p>Function</p>	<p>To indicate the location of underground or metro trains</p>
		<p>Image content</p>	<p>Front view of underground or metro train on railway line</p>
<p>PI TF 004 Port or ships or ferries or boats</p>		<p>Function</p>	<p>To indicate the location of shipping services</p>
		<p>Image content</p>	<p>Side view of boat on water</p>

Table 4 (continued)



Reference No. Meaning	Graphical symbol	Symbol function and image content	
<p>PI TF 005 Heliport or helicopters</p>		<p>Function</p>	<p>To indicate the location of helicopters</p>
		<p>Image content</p>	<p>Side view of helicopter</p>
<p>PI TF 006 Bus station or bus stop or buses</p>		<p>Function</p>	<p>To indicate the location of buses</p>
		<p>Image content</p>	<p>Side view of bus</p>

Table 4 (continued)

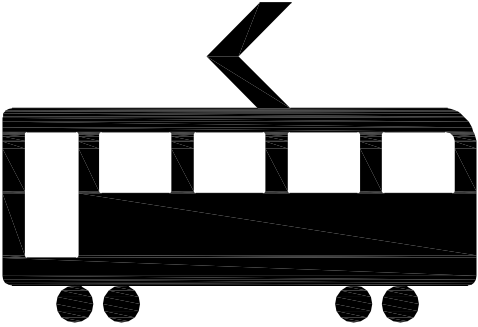

Reference No. Meaning	Graphical symbol	Symbol function and image content	
<p>PI TF 007 Tram or streetcar stop or trams or streetcars</p>		<p>Function</p>	<p>To indicate the location of trams/streetcars</p>
		<p>Image content</p>	<p>Side view of electric tram/streetcar</p>
<p>PI TF 008 Taxi stop or taxis</p>		<p>Function</p>	<p>To indicate the location of taxis</p>
		<p>Image content</p>	<p>Front view of taxi cab with word TAXI incorporated into the symbol</p>

Table 4 (continued)



Reference No. Meaning	Graphical symbol	Symbol function and image content	
<p>PI TF 009 Rent-a-car or car rental/hire</p>		<p>Function</p>	<p>To indicate the location of car rental/hire facilities</p>
		<p>Image content</p>	<p>Front view of car with key above</p>
<p>PI TF 010 Bicycle or cycle facility</p>		<p>Function</p>	<p>To indicate the location of cycle facilities</p>
		<p>Image content</p>	<p>Side view of human figure wearing safety helmet, riding cycle</p>

Table 4 (continued)


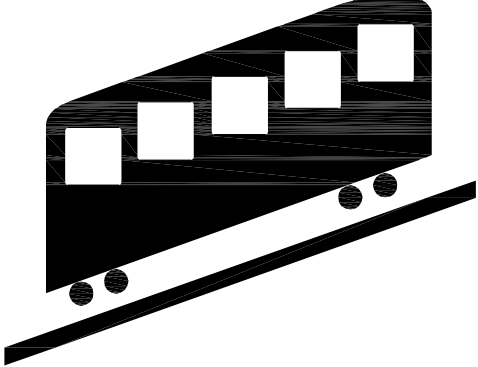
Reference No. Meaning	Graphical symbol	Symbol function and image content	
<p>PI TF 011 Cable car</p>		<p>Function</p>	<p>To indicate the location of cable cars</p>
<p>PI TF 012 Funicular or cable railway</p>		<p>Function</p>	<p>To indicate the location of a funicular or cable railway</p>
		<p>Image content</p>	<p>Side view of funicular railway car on inclined railway line</p>

Table 4 (continued)

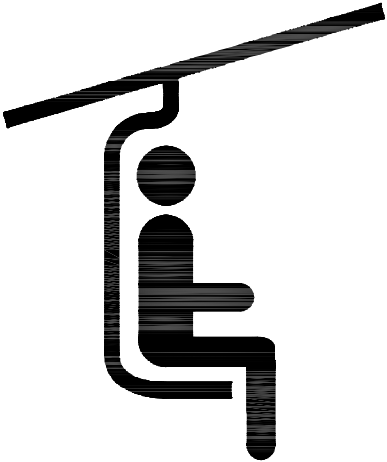

Reference No. Meaning	Graphical symbol	Symbol function and image content	
<p>PI TF 013 Chair lift</p>		<p>Function</p>	<p>To indicate the location of lifts</p>
		<p>Image content</p>	<p>Side view of human figure seated on a chair suspended from an inclined cable</p>
<p>PI TF 014 Parking or car parking</p>		<p>Function</p>	<p>To indicate the location of car parking facilities</p>
		<p>Image content</p>	<p>Sans serif capital letter "P" with front view of car</p>

Table 4 (continued)



Reference No. Meaning	Graphical symbol	Symbol function and image content	
<p>PI TF 015 Flight departures</p>		<p>Function</p>	<p>To indicate the location of flight departures</p>
		<p>Image content</p>	<p>Side view of aircraft taking off from runway</p>
<p>PI TF 016 Flight arrivals</p>		<p>Function</p>	<p>To indicate the location of flight arrivals</p>
		<p>Image content</p>	<p>Side view of aircraft landing on runway</p>

Table 4 (continued)



Reference No. Meaning	Graphical symbol	Symbol function and image content	
<p>PI TF 017 Flight connections</p>		<p>Function</p>	<p>To indicate route and locations for persons making connections between flights</p>
<p>PI TF 018 Customs or baggage check</p>		<p>Function</p>	<p>To indicate the location of customs or baggage checking point</p>
		<p>Image content</p>	<p>Side view of human figure with case walking between aircraft in plan view</p>
			<p>Human figure wearing peaked cap with arm in open case</p>

Table 4 (continued)



Reference No. Meaning	Graphical symbol	Symbol function and image content	
<p>PI TF 019 Immigration or passport control/ inspection</p>		<p>Function</p>	<p>To indicate the location of immigration or passport control point</p>
		<p>Image content</p>	<p>Human figure with peaked cap reading passport</p>
<p>PI TF 020 Baggage reclaim</p>		<p>Function</p>	<p>To indicate the location of baggage reclaim point</p>
		<p>Image content</p>	<p>Side view of human figure lifting bag from conveyor belt</p>

Table 4 (continued)


Reference No. Meaning	Graphical symbol	Symbol function and image content	
<p>PI TF 021 Bicycle or cycle parking</p>		<p>Function</p>	<p>To indicate the location of cycle parking facilities</p>
		<p>Image content</p>	<p>Sans serif capital letter "P" with side view of cycle</p>

Table 5 — Public information symbols: Tourism, culture and heritage


Reference No. Meaning	Graphical symbol	Symbol function and image content	
<p>PI TC 001 Viewpoint or panorama</p>		<p>Function</p>	<p>To indicate the location of public viewing point</p>
		<p>Image content</p>	<p>Side view of human figure looking through binoculars or telescope on stand</p>

Table 5 (continued)



Reference No. Meaning	Graphical symbol	Symbol function and image content	
PI TC 002 Campsite or camping		Function To indicate the location of public camping facilities	
		Image content "Wigwam" style tent with tree	
PI TC 003 Caravan park or caravans		Function To indicate the location of public caravan facilities	
		Image content Side view of caravan with tree	

Table 5 (continued)



Reference No. Meaning	Graphical symbol	Symbol function and image content	
<p>PI TC 004 Picnic area</p>		<p>Function</p>	<p>To indicate the location of facilities for picnics</p>
		<p>Image content</p>	<p>Side view of person sitting at a picnic table with tree</p>
<p>PI TC 005 Play area</p>		<p>Function</p>	<p>To indicate the location of a public play area for children</p>
		<p>Image content</p>	<p>Side view of children on see-saw</p>

Table 5 (continued)



Reference No. Meaning	Graphical symbol	Symbol function and image content	
PI TC 006 Park – recreational		Function	To indicate the location of a public park available for recreational purposes
		Image content	Bench and tree
PI TC 007 Zoo		Function	To indicate the location of a public zoo
		Image content	Side view of elephant

Table 6 — Public information symbols: Sporting activities


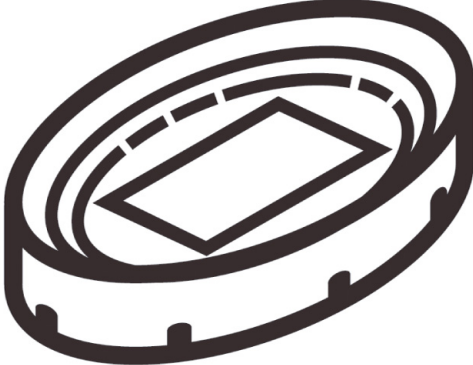
Reference No. Meaning	Graphical symbol	Symbol function and image content	
<p>PI SA 001 Sporting activities or general sports</p>		<p>Function</p>	<p>To indicate the location of an area or place set aside for a variety of sporting activities</p>
		<p>Image content</p>	<p>Three items of sporting equipment: racket, ball and stick</p>
<p>PI SA 002 Stadium</p>		<p>Function</p>	<p>To indicate the location of a sports stadium</p>
		<p>Image content</p>	<p>Aerial perspective of a stadium with stands and pitch</p>

Table 7 — Public information symbols: Commercial facilities



Reference No. Meaning	Graphical symbol	Symbol function and image content	
<p>PI CF 001 Restaurant</p>		<p>Function</p>	<p>To indicate the location of restaurant facilities</p>
		<p>Image content</p>	<p>Plan view of knife and fork in line with each other</p>
<p>PI CF 002 Refreshments – coffee shop or café or buffet</p>		<p>Function</p>	<p>To indicate the location of general refreshment facilities</p>
		<p>Image content</p>	<p>Side view of cup and saucer</p>

Table 7 (continued)

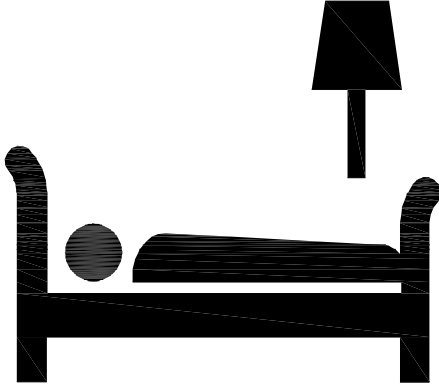

Reference No. Meaning	Graphical symbol	Symbol function and image content	
<p>PI CF 003 Hotel or accommodation</p>		<p>Function</p>	<p>To indicate the location of accommodation facilities</p>
		<p>Image content</p>	<p>Human figure in bed with lamp</p>
<p>PI CF 004 Money/currency exchange or bureau-de- change</p>		<p>Function</p>	<p>To indicate the location of currency exchange facilities</p>
		<p>Image content</p>	<p>Banknote with currency mark and three randomly arranged coins each with different currency mark</p>

Table 7 (continued)



Reference No. Meaning	Graphical symbol	Symbol function and image content	
<p>PI CF 005 Cash service or cash dispenser or ATM (automatic teller machine)</p>		<p>Function</p>	<p>To indicate the location of an automatic machine for dispensing bank notes</p>
		<p>Image content</p>	<p>Hand taking three banknotes from slot</p>
<p>PI CF 006 Shops or shopping</p>		<p>Function</p>	<p>To indicate the location of shopping facilities</p>
		<p>Image content</p>	<p>Side view of outline of shopping trolley or cart with items of shopping</p>

Table 7 (continued)

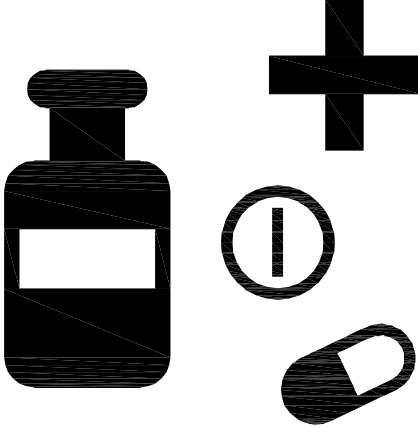

Reference No. Meaning	Graphical symbol	Symbol function and image content	
<p>PI CF 007 Pharmacy</p>		<p>Function</p>	<p>To indicate the location of a pharmacy</p>
		<p>Image content</p>	<p>Bottle with stopper and pills. Cross to indicate medical care</p> <p>NOTE The cross may be substituted with another symbol appropriate to the culture of the using country.</p>
<p>PI CF 008 Bar</p>		<p>Function</p>	<p>To indicate the location of a licensed bar</p>
		<p>Image content</p>	<p>Cocktail glass with stick</p>

Table 7 (continued)



Reference No. Meaning	Graphical symbol	Symbol function and image content	
<p>PI CF 009 Filling station</p>		<p>Function</p> <p>To indicate the location of fuel for vehicles, boats, etc.</p>	
		<p>Image content</p> <p>Fuel pump with hose</p>	
<p>PI CF 010 Conference facilities</p>		<p>Function</p> <p>To indicate the availability of conference facilities</p>	
		<p>Image content</p> <p>Human figures around a table</p>	

Table 8 — Public information symbols: Behaviour of the public (excluding safety signs)



Reference No. Meaning	Graphical symbol	Symbol function and image content	
<p>PI BP 001 Quiet please or silence</p>		<p>Function</p>	<p>To indicate areas where silence is required</p>
<p>PI BP 002 Stand on the left (or right)</p>		<p>Function</p>	<p>To indicate the necessity to stand on the left (or right as required) to allow others to pass</p>
		<p>Image content</p>	<p>Rear view of human figure standing to the left (or right) of moving walkway or escalator</p>

Table 8 (continued)



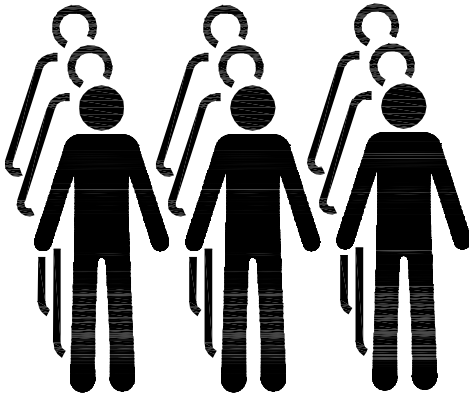
Reference No. Meaning	Graphical symbol	Symbol function and image content	
<p>PI BP 003 Line up or queue in single file</p>		<p>Function</p>	<p>To indicate the necessity to queue in single file for access to facility</p>
<p>PI BP 004 Line up or queue in twos</p>		<p>Function</p>	<p>To indicate the necessity to queue in lines of two for access to facilities</p>
		<p>Image content</p>	<p>Front view of two lines of figures, front ones solid, remainder in outline</p>

Table 8 (continued)

Reference No. Meaning	Graphical symbol	Symbol function and image content	
<p>PI BP 005 Line up or queue in threes</p>		<p>Function</p>	<p>To indicate the necessity to queue in lines of three for access to facilities</p>
		<p>Image content</p>	<p>Front view of three lines of figures. Front ones solid, remainder in outline</p> <p>NOTE Queuing in lines of four, etc. can be created by adding an appropriate number of lines of figures.</p>

Bibliography

- [1] ISO 7010:2003, *Graphical symbols — Safety colours and safety signs — Safety signs used in workplaces and public areas*
- [2] ISO 9186-1, *Graphical symbols — Test methods — Part 1: Methods for testing comprehensibility*
- [3] ISO 9186-2 ¹⁾, *Graphical symbols — Test methods — Part 2: Method for testing perceptual quality*

1) To be published.

