

# INTERNATIONAL STANDARD

# ISO 7001

Third edition  
2007-11-01

**AMENDMENT 3**  
2016-06-01

---

---

## Graphical symbols — Public information symbols

### AMENDMENT 3

*Symboles graphiques — Symboles destinés à l'information du public*  
*AMENDEMENT 3*



Reference number  
ISO 7001:2007/Amd.3:2016(E)

© ISO 2016



**COPYRIGHT PROTECTED DOCUMENT**

© ISO 2016, Published in Switzerland

All rights reserved. Unless otherwise specified, no part of this publication may be reproduced or utilized otherwise in any form or by any means, electronic or mechanical, including photocopying, or posting on the internet or an intranet, without prior written permission. Permission can be requested from either ISO at the address below or ISO's member body in the country of the requester.

ISO copyright office  
Ch. de Blandonnet 8 • CP 401  
CH-1214 Vernier, Geneva, Switzerland  
Tel. +41 22 749 01 11  
Fax +41 22 749 09 47  
copyright@iso.org  
www.iso.org

## Foreword

ISO (the International Organization for Standardization) is a worldwide federation of national standards bodies (ISO member bodies). The work of preparing International Standards is normally carried out through ISO technical committees. Each member body interested in a subject for which a technical committee has been established has the right to be represented on that committee. International organizations, governmental and non-governmental, in liaison with ISO, also take part in the work. ISO collaborates closely with the International Electrotechnical Commission (IEC) on all matters of electrotechnical standardization.

The procedures used to develop this document and those intended for its further maintenance are described in the ISO/IEC Directives, Part 1. In particular the different approval criteria needed for the different types of ISO documents should be noted. This document was drafted in accordance with the editorial rules of the ISO/IEC Directives, Part 2 (see [www.iso.org/directives](http://www.iso.org/directives)).

Attention is drawn to the possibility that some of the elements of this document may be the subject of patent rights. ISO shall not be held responsible for identifying any or all such patent rights. Details of any patent rights identified during the development of the document will be in the Introduction and/or on the ISO list of patent declarations received (see [www.iso.org/patents](http://www.iso.org/patents)).

Any trade name used in this document is information given for the convenience of users and does not constitute an endorsement.

For an explanation on the meaning of ISO specific terms and expressions related to conformity assessment, as well as information about ISO's adherence to the WTO principles in the Technical Barriers to Trade (TBT) see the following URL: [Foreword - Supplementary information](#)

The committee responsible for this document is ISO/TC 145, *Graphical symbols*, Subcommittee SC 1, *Public information symbols*.



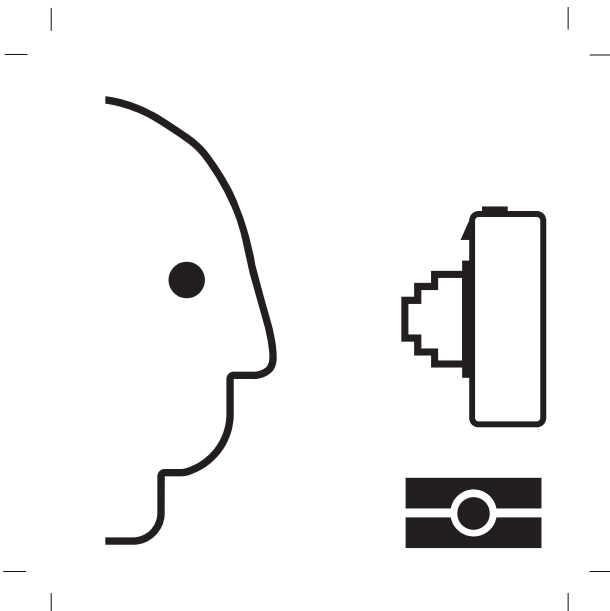
# Graphical symbols — Public information symbols

## AMENDMENT 3

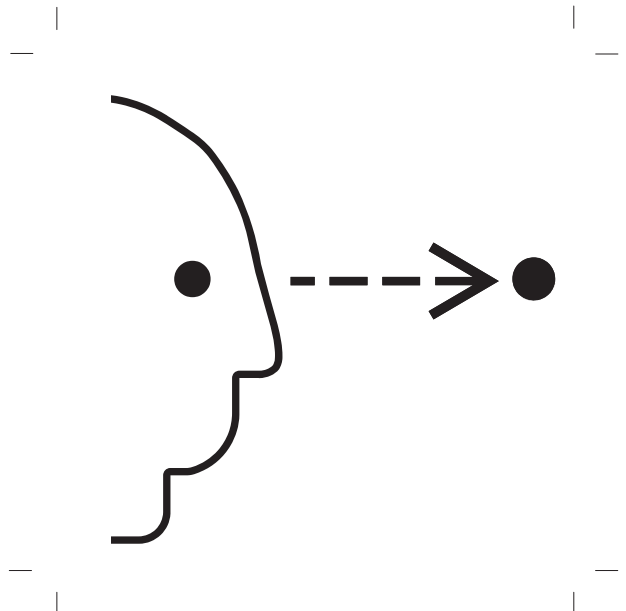
Add the following public information symbols to the alphabetical summary in Table 1 and to the summary of all symbols in Tables 2 and 7:

- PI BP 009: Biometric facial recognition facility
- PI BP 010: Look to a point
- PI BP 011: Manual passport control
- PI BP 012: Move hair
- PI BP 013: Open passport and place on scanning device
- PI BP 014: Do not smile
- PI BP 015: No headwear
- PI BP 016: Wait
- PI BP 017: No sunglasses
- PI BP 018: Single person
- PI BP 019: Proceed forward
- PI CF 019: Shoeshine
- PI CF 020: Snack machine
- PI PF 037: Library
- PI PF 072: Loop for the hearing impaired
- PI PF 073: Priority facilities for obese people
- PI TF 029: Rental bicycle
- PI TF 031: Quarantine
- PI TF 032: Quarantine, animal
- PI TF 033: Quarantine, people
- PI TF 034: Quarantine, plant
- PI TF 036: Self-contained camper van
- PI TF 038: Animal transportation
- PI TF 039: Bus disembarkation
- PI TF 040: Bus embarkation
- PI TF 041: Priority seats for obese people

**PI BP 009: Biometric facial recognition facility**

	<p><b>Reference no.</b></p> <p style="text-align: center;"><b>ISO 7001 - PI BP 009</b></p>
	<p><b>Meaning</b></p> <p style="text-align: center;"><b>Biometric facial recognition facility</b></p>
	<p><b>Function</b></p> <p>To indicate the location of a biometric facial recognition facility.</p>
	<p><b>Image content</b></p> <p>A human head in outline (profile/side view), right facing to a “still” image camera. A biometric symbol is present in the lower right corner.</p>
<p><b>Human behaviour that is intended to be caused after understanding the public information symbol’s meaning</b></p> <p>Finding the biometric facial recognition facility.</p> <p><b>Need</b></p> <p>To aid persons using biometric, electronic passport systems.</p> <p><b>Related meanings</b></p> <p>PI PB 010, 011, 012, 013, 014, 015, 016, 017, 018 and 019.</p> <p><b>Field of application</b></p> <p>Public facilities, transport facilities, tourism, culture and heritage.</p> <p><b>Context of use</b></p> <p>This symbol appears in airports, sea ports and international rail stations. You might find it on a direction sign, door, wall or adjacent to a biometric, electronic passports station.</p> <p><b>Intended user population</b></p> <p>General population.</p> <p><b>Additional information</b></p> <p>Test data obtained according to ISO 9186-1 are not available from more than one country. Findings from national testing, however, showed that in one country the symbol exceeded the criteria of acceptability. It is recommended that this symbol is accompanied by text to increase comprehension.</p>	

PI BP 010: Look to a point


	<b>Reference no.</b>  <p style="text-align: center;"><b>ISO 7001 - PI BP 010</b></p>
	<b>Meaning</b>  <p style="text-align: center;"><b>Look to a point</b></p>
	<b>Function</b> <p>To instruct a person to look directly at a camera (which may not be visible) for facial recognition and comparison with a pre-recorded image.</p>
	<b>Image content</b> <p>A human head in outline (profile/side view), right facing. A horizontal, rightward direction arrow with dotted shaft points to a small, filled circle.</p>
<p><b>Human behaviour that is intended to be caused after understanding the public information symbol's meaning</b></p> <p>The person should look at an indicated point.</p> <p><b>Need</b></p> <p>To aid persons using biometric, electronic passport systems.</p> <p><b>Related meanings</b></p> <p>PI PB 009, 011, 012, 013, 014, 015, 016, 017, 018 and 019.</p> <p><b>Field of application</b></p> <p>Public facilities, transport facilities, tourism, culture and heritage.</p> <p><b>Context of use</b></p> <p>This symbol appears in airports, sea ports and international rail stations. You might find it on an electronic passport (ePassport) station (eGate/SmartGate).</p> <p><b>Intended user population</b></p> <p>General population.</p> <p><b>Additional information</b></p> <p>Test data obtained according to ISO 9186-1 are not available from more than one country. Findings from national testing, however, showed that in one country the symbol exceeded the criteria of acceptability. It is recommended that this symbol is accompanied by text to increase comprehension.</p>	

**PI BP 011: Manual passport control**


	<p><b>Reference no.</b></p> <p style="text-align: center;"><b>ISO 7001 – PI BP 011</b></p>
	<p><b>Meaning</b></p> <p style="text-align: center;"><b>Manual passport control</b></p>
	<p><b>Function</b></p> <p>To instruct a person to go to manual passport control (the electronic passport system having been unsuccessful).</p>
	<p><b>Image content</b></p> <p>On the upper left, a partially open passport with the biometric symbol on the cover. On the upper right, the torso, arms and head of a uniformed official. In the centre, a horizontal bar representing a counter. On the lower left (below the counter), a rightward pointing arrow.</p>
<p><b>Human behaviour that is intended to be caused after understanding the public information symbol's meaning</b></p> <p>The person should go directly to the attended passport control station.</p> <p><b>Need</b></p> <p>To aid persons using biometric, electronic passport systems.</p> <p><b>Related meanings</b></p> <p>PI PB 009, 010, 012, 013, 014, 015, 016, 017, 018 and 019.</p> <p><b>Field of application</b></p> <p>Public facilities, transport facilities, tourism, culture and heritage.</p> <p><b>Context of use</b></p> <p>This symbol appears in airports, sea ports and international rail stations. You might find it on an electronic passport (ePassport) station (eGate/SmartGate).</p> <p><b>Intended user population</b></p> <p>General population.</p> <p><b>Additional information</b></p> <p>Test data obtained according to ISO 9186-1 are not available from more than one country. Findings from national testing, however, showed that in one country the symbol exceeded the criteria of acceptability. It is recommended that this symbol is accompanied by text to increase comprehension.</p> <p>The arrow may be orientated to the left if the manual passport control is in that direction.</p>	




PI BP 012: Move hair

	<p><b>Reference no.</b></p> <p style="text-align: center;"><b>ISO 7001 – PI BP 012</b></p>
	<p><b>Meaning</b></p> <p style="text-align: center;"><b>Move hair</b></p>
	<p><b>Function</b></p> <p>To instruct a person to move hair away from their face and eyes for photographic imaging.</p>
	<p><b>Image content</b></p> <p>A frontal, outline view of a human head with black hair and a fringe. The persons left eye and mouth are visible. An arrow with a long, curved shaft moves from the centre of the face to the top left of the symbol on top of the hair.</p>
<p><b>Human behaviour that is intended to be caused after understanding the public information symbol's meaning</b></p> <p>The person should move any hair over the face away from the eyes and upper face.</p> <p><b>Need</b></p> <p>To aid persons using biometric, electronic passport systems.</p> <p><b>Related meanings</b></p> <p>PI PB 009, 010, 011, 013, 014, 015, 016, 017, 018 and 019.</p> <p><b>Field of application</b></p> <p>Public facilities, transport facilities, tourism, culture and heritage.</p> <p><b>Context of use</b></p> <p>This symbol appears in airports, sea ports and international rail stations. You might find it on an electronic passport (ePassport) station (eGate/SmartGate).</p> <p><b>Intended user population</b></p> <p>General population.</p> <p><b>Additional information</b></p> <p>Test data obtained according to ISO 9186-1 are not available from more than one country. Findings from national testing, however, showed that in one country the symbol exceeded the criteria of acceptability. It is recommended that this symbol is accompanied by text to increase comprehension.</p>	


**PI BP 013: Open passport and place on scanning device**

	<p><b>Reference no.</b></p> <p style="text-align: center;"><b>ISO 7001 – PI BP 013</b></p>
	<p><b>Meaning</b></p> <p style="text-align: center;"><b>Open passport and place on scanning device</b></p>
	<p><b>Function</b></p> <p>To instruct a person to open their electronic passport and place it face-down on a scanning device.</p>
	<p><b>Image content</b></p> <p>On the left, a partially open passport with the biometric symbol on the cover. On the upper right, a downward pointing arrow with a curved shaft to a scanning device (lower right) on which an open passport is placed.</p>
<p><b>Human behaviour that is intended to be caused after understanding the public information symbol's meaning</b></p> <p>The person should open their electronic passport and place it face down on the scanning device.</p> <p><b>Need</b></p> <p>To aid persons using biometric, electronic passport systems.</p> <p><b>Related meanings</b></p> <p>PI PB 009, 010, 011, 012, 014, 015, 016, 017, 018 and 019.</p> <p><b>Field of application</b></p> <p>Public facilities, transport facilities, tourism, culture and heritage.</p> <p><b>Context of use</b></p> <p>This symbol appears in airports, sea ports and international rail stations. You might find it on an electronic passport (ePassport) station (eGate/SmartGate).</p> <p><b>Intended user population</b></p> <p>General population.</p> <p><b>Additional information</b></p> <p>Test data obtained according to ISO 9186-1 are not available from more than one country. Findings from national testing, however, showed that in one country the symbol exceeded the criteria of acceptability. It is recommended that this symbol is accompanied by text to increase comprehension.</p>	


PI BP 014: Do not smile

	<p><b>Reference no.</b></p> <p style="text-align: center;">ISO 7001 – PI BP 014</p>
	<p><b>Meaning</b></p> <p style="text-align: center;">Do not smile</p>
	<p><b>Function</b></p> <p>To instruct a person not to smile and to remain “straight faced” for photographic imaging.</p>
	<p><b>Image content</b></p> <p>A frontal, outline view of a human head with a curved “smiling” mouth. Over the mouth only is a red, negation cross.</p>
<p><b>Human behaviour that is intended to be caused after understanding the public information symbol’s meaning</b></p> <p>The person should not smile (or talk).</p> <p><b>Need</b></p> <p>To aid persons using biometric, electronic passport systems.</p> <p><b>Related meanings</b></p> <p>PI PB 009, 010, 011, 012, 013, 015, 016, 017, 018 and 019.</p> <p><b>Field of application</b></p> <p>Public facilities, transport facilities, tourism, culture and heritage.</p> <p><b>Context of use</b></p> <p>This symbol appears in airports, sea ports and international rail stations. You might find it on an electronic passport (ePassport) station (eGate/SmartGate).</p> <p><b>Intended user population</b></p> <p>General population.</p> <p><b>Additional information</b></p> <p>Test data obtained according to ISO 9186-1 are not available from more than one country. Findings from national testing, however, showed that in one country the symbol exceeded the criteria of acceptability. It is recommended that this symbol is accompanied by text to increase comprehension.</p>	


**PI BP 015: No headwear**

	<b>Reference no.</b>  <p style="text-align: center;"><b>ISO 7001 - PI BP 015</b></p>
	<b>Meaning</b>  <p style="text-align: center;"><b>No headwear</b></p>
	<b>Function</b> To instruct persons to remove their headwear for photographic imaging.
	<b>Image content</b> A black, "trilby" style hat with the front slightly raised to reveal the inside, over which a red, diagonal, negation bar is superimposed.
<p><b>Human behaviour that is intended to be caused after understanding the public information symbol's meaning</b></p> <p>The person should remove any hats or headwear.</p> <p><b>Need</b></p> <p>To aid persons using biometric, electronic passport systems.</p> <p><b>Related meanings</b></p> <p>PI PB 009, 010, 011, 012, 013, 014, 016, 017, 018 and 019.</p> <p><b>Field of application</b></p> <p>Public facilities, transport facilities, tourism, culture and heritage.</p> <p><b>Context of use</b></p> <p>This symbol appears in airports, sea ports and international rail stations. You might find it on an electronic passport (ePassport) station (eGate/SmartGate).</p> <p><b>Intended user population</b></p> <p>General population.</p> <p><b>Additional information</b></p> <p>Test data obtained according to ISO 9186-1 are not available from more than one country. Findings from national testing, however, showed that in one country the symbol exceeded the criteria of acceptability. It is recommended that this symbol is accompanied by text to increase comprehension.</p>	


PI BP 016: Wait

	<p><b>Reference no.</b></p> <p style="text-align: center;">ISO 7001 – PI BP 016</p>
	<p><b>Meaning</b></p> <p style="text-align: center;">Wait</p>
	<p><b>Function</b></p> <p>To instruct persons to wait while the biometric identity system is processing their information.</p>
	<p><b>Image content</b></p> <p>An “hourglass”.</p>
<p><b>Human behaviour that is intended to be caused after understanding the public information symbol’s meaning</b></p> <p>The person should wait and be patient.</p> <p><b>Need</b></p> <p>To aid persons using biometric, electronic passport systems.</p> <p><b>Related meanings</b></p> <p>PI PB 009, 010, 011, 012, 013, 014, 015, 017, 018 and 019.</p> <p><b>Field of application</b></p> <p>Public facilities, transport facilities, tourism, culture and heritage.</p> <p><b>Context of use</b></p> <p>This symbol appears in airports, sea ports and international rail stations. You might find it on an electronic passport (ePassport) station (eGate/SmartGate).</p> <p><b>Intended user population</b></p> <p>General population.</p> <p><b>Additional information</b></p> <p>Test data obtained according to ISO 9186-1 are not available from more than one country. Findings from national testing, however, showed that in one country the symbol exceeded the criteria of acceptability. It is recommended that this symbol is accompanied by text to increase comprehension.</p>	

**PI BP 017: No sunglasses**

	<b>Reference no.</b>  <p style="text-align: center;"><b>ISO 7001 – PI BP 017</b></p>
	<b>Meaning</b>  <p style="text-align: center;"><b>No sunglasses</b></p>
	<b>Function</b> To instruct persons to remove sunglasses for photographic imaging.
	<b>Image content</b> Front view of a pair of dark sunglasses, superimposed with a red, diagonal, negation bar.
<p><b>Human behaviour that is intended to be caused after understanding the public information symbol's meaning</b></p> <p>The person should remove their sunglasses.</p> <p><b>Need</b></p> <p>To aid persons using biometric, electronic passport systems.</p> <p><b>Related meanings</b></p> <p>PI PB 009, 010, 011, 012, 013, 014, 015, 016, 018 and 019.</p> <p><b>Field of application</b></p> <p>Public facilities, transport facilities, tourism, culture and heritage.</p> <p><b>Context of use</b></p> <p>This symbol appears in airports, sea ports and international rail stations. You might find it on an electronic passport (ePassport) station (eGate/SmartGate).</p> <p><b>Intended user population</b></p> <p>General population.</p> <p><b>Additional information</b></p> <p>Test data obtained according to ISO 9186-1 are not available from more than one country. Findings from national testing, however, showed that in one country the symbol exceeded the criteria of acceptability. It is recommended that this symbol is accompanied by text to increase comprehension.</p>	

PI BP 018: Single person

	<b>Reference no.</b>  <p style="text-align: center;"><b>ISO 7001 – PI BP 018</b></p>
	<b>Meaning</b>  <p style="text-align: center;"><b>Single person</b></p>
	<b>Function</b> To instruct persons to enter the facility one at a time.
	<b>Image content</b> Three, forward-facing, upright human forms, side by side. The left-most one is larger than the remaining two. The two smaller human forms are superimposed with a red negation cross.
<p><b>Human behaviour that is intended to be caused after understanding the public information symbol's meaning</b></p> <p>Persons should enter the facility one at a time.</p> <p><b>Need</b></p> <p>To aid persons using biometric, electronic passport systems.</p> <p><b>Related meanings</b></p> <p>PI PB 009, 010, 011, 012, 013, 014, 015, 016, 017 and 019.</p> <p><b>Field of application</b></p> <p>Public facilities, transport facilities, tourism, culture and heritage.</p> <p><b>Context of use</b></p> <p>This symbol appears in airports, sea ports and international rail stations. You might find it on an electronic passport (ePassport) station (eGate/SmartGate).</p> <p><b>Intended user population</b></p> <p>General population.</p> <p><b>Additional information</b></p> <p>Test data obtained according to ISO 9186-1 are not available from more than one country. Findings from national testing, however, showed that in one country the symbol exceeded the criteria of acceptability. It is recommended that this symbol is accompanied by text to increase comprehension.</p>	

**PI BP 019: Proceed forward**

	<p><b>Reference no.</b></p> <p style="text-align: center;"><b>ISO 7001 – PI BP 019</b></p>
	<p><b>Meaning</b></p> <p style="text-align: center;"><b>Proceed forward</b></p>
	<p><b>Function</b></p> <p>To instruct persons to move forward.</p>
	<p><b>Image content</b></p> <p>On the left, a human figure walking towards the right. On the lower right, an arrow pointing upward to the right.</p>
<p><b>Human behaviour that is intended to be caused after understanding the public information symbol's meaning</b></p> <p>The person should proceed forward (exit) on successfully completing the facial recognition process.</p> <p><b>Need</b></p> <p>To aid persons using biometric, electronic passport systems.</p> <p><b>Related meanings</b></p> <p>PI PB 009, 010, 011, 012, 013, 014, 015, 016, 017 and 018.</p> <p><b>Field of application</b></p> <p>Public facilities, transport facilities, tourism, culture and heritage.</p> <p><b>Context of use</b></p> <p>This symbol appears in airports, sea ports and international rail stations. You might find it on an electronic passport (ePassport) station (eGate/SmartGate).</p> <p><b>Intended user population</b></p> <p>General population.</p> <p><b>Additional information</b></p> <p>Test data obtained according to ISO 9186-1 are not available from more than one country. Findings from national testing, however, showed that in one country the symbol exceeded the criteria of acceptability. It is recommended that this symbol is accompanied by text to increase comprehension.</p>	




PI CF 019: Shoeshine

	<b>Reference no.</b>  <p style="text-align: center;">ISO 7001 – PI CF 019</p>
	<b>Meaning</b>  <p style="text-align: center;">Shoeshine</p>
	<b>Function</b> To indicate the location of shoeshine facilities.
	<b>Image content</b> Side view of shoe and shoe brush.
<p><b>Human behaviour that is intended to be caused after understanding the public information symbol's meaning</b>                  Finding the location of shoeshine facilities.</p> <p><b>Need</b>                  To help people find a shoeshine facilities.</p> <p><b>Related meanings</b>                  —</p> <p><b>Field of application</b>                  Public facilities, transport facilities, commercial facilities.</p> <p><b>Context of use</b>                  This symbol appears in public places such as shopping malls, airports and bus or railway stations. You might find it on information boards, signs near the corresponding facility and guidebooks.</p> <p><b>Intended user population</b>                  General population.</p> <p><b>Additional information</b>                  Test data obtained according to ISO 9186-1 are available from more than one country. Findings from testing showed that the symbol exceeded the criteria of acceptability. Although not required, accompanying text may be used to increase comprehension.</p>	


PI CF 020: Snack machine

	<b>Reference no.</b>  <p style="text-align: center;">ISO 7001 - PI CF 020</p>
	<b>Meaning</b>  <p style="text-align: center;">Snack machine</p>
	<b>Function</b> To indicate the location of snack machines.
	<b>Image content</b> A bottle, snack bag, and a circle with a number inserted into a slot at a 40° angle.
<b>Human behaviour that is intended to be caused after understanding the public information symbol's meaning</b> Finding the location of snack machines.	
<b>Need</b> To help people find a snack machine.	
<b>Related meanings</b> —	
<b>Field of application</b> Public facilities.	
<b>Context of use</b> This symbol appears in public places such as shopping malls, airports and bus or railway stations. You might find it on information boards, signs near the corresponding facility and guidebooks.	
<b>Intended user population</b> General population.	
<b>Additional information</b> Test data obtained according to ISO 9186-1 are not available. Consequently, it is recommended that this symbol is accompanied by text to increase comprehension.	


PI PF 037: Library

	<b>Reference no.</b>  <p style="text-align: center;">ISO 7001 – PI PF 037</p>
	<b>Meaning</b>  <p style="text-align: center;">Library</p>
	<b>Function</b> Indicates the location of a facility where the public can borrow books.
	<b>Image content</b> Outline of three books together. Seated human figure with the outline of an open publication.
<p><b>Human behaviour that is intended to be caused after understanding the public information symbol's meaning</b></p> <p>Finding the location of a facility where the public can borrow books.</p> <p><b>Need</b></p> <p>When information is needed about the location of a building or premises where the public can borrow books.</p> <p><b>Related meanings</b></p> <p>—</p> <p><b>Field of application</b></p> <p>Public facilities.</p> <p><b>Context of use</b></p> <p>This information appears on information boards or in guidebooks, on a sign or a door.</p> <p><b>Intended user population</b></p> <p>General population.</p> <p><b>Additional information</b></p> <p>Test data obtained according to ISO 9186-1 are not available. Consequently, it is recommended that this symbol is accompanied by text to increase comprehension.</p>	

PI PF 072: Loop for the hearing impaired

	<p><b>Reference no.</b></p> <p style="text-align: center;">ISO 7001 - PI PF 072</p>
	<p><b>Meaning</b></p> <p style="text-align: center;">Loop for the hearing impaired</p>
	<p><b>Function</b></p> <p>To show the location of a loop for the hearing impaired.</p>
	<p><b>Image content</b></p> <p>An ear partially blocked by a cross bar, with a letter T at the bottom right.</p>
<p><b>Human behaviour that is intended to be caused after understanding the public information symbol's meaning</b></p> <p>Finding a loop for the hearing impaired.</p> <p><b>Need</b></p> <p>To aid hearing impaired people.</p> <p><b>Related meanings</b></p> <p>Hearing impaired (PI PF 048).</p> <p><b>Field of application</b></p> <p>Public facilities, transport facilities, tourism, culture and heritage, commercial facilities, behaviour of the public (excluding public safety).</p> <p><b>Context of use</b></p> <p>This symbol appears in public places such as train stations, lifts, museums, post offices, theatres and churches.</p> <p><b>Intended user population</b></p> <p>Members of the general public needing special facilities, i.e. hearing impaired people.</p> <p><b>Additional information</b></p> <p>Test data obtained according to ISO 9186-1 are not available. Consequently, it is recommended that this symbol is accompanied by text to increase comprehension.</p>	

**PI PF 073: Priority facilities for obese people**

	<p><b>Reference no.</b></p> <p style="text-align: center;"><b>ISO 7001 – PI PF 073</b></p>
	<p><b>Meaning</b></p> <p style="text-align: center;"><b>Priority facilities for obese people</b></p>
	<p><b>Function</b></p> <p>To indicate priority facilities for obese people.</p>
	<p><b>Image content</b></p> <p>Frontal view of standing, obese human figure.</p>
<p><b>Human behaviour that is intended to be caused after understanding the public information symbol's meaning</b></p> <p>Obese people are given priority to use the facility and other people should give way.</p> <p><b>Need</b></p> <p>Obese people may need to be given priority.</p> <p><b>Related meanings</b></p> <p>PI TF 022, 023, 024, 025, 026, 041; PI PF 055, 056, 057, 058 and 059.</p> <p><b>Field of application</b></p> <p>Public facilities, transport facilities.</p> <p><b>Context of use</b></p> <p>This symbol appears in public places such as shopping malls, airports and bus or railway stations. You might find it on information boards, signs near the corresponding facility and guidebooks.</p> <p><b>Intended user population</b></p> <p>Members of the general public needing special facilities, i.e. obese people.</p> <p><b>Additional information</b></p> <p>Test data obtained according to ISO 9186-1 are not available from more than one country. Findings from national testing, however, showed that in one country the symbol exceeded the criteria of acceptability. It is recommended that this symbol is accompanied by text to increase comprehension.</p>	

PI TF 029: Rental bicycle

	<p><b>Reference no.</b></p> <p style="text-align: center;">ISO 7001 - PI TF 029</p>
	<p><b>Meaning</b></p> <p style="text-align: center;">Rental bicycle</p>
	<p><b>Function</b></p> <p>To indicate the presence of a facility providing rental or shared bicycles.</p>
	<p><b>Image content</b></p> <p>Side view of two bicycles with rear wheel covers, parked in trapezoid shaped racks and above them the outline of a hand holding a card.</p>
<p><b>Human behaviour that is intended to be caused after understanding the public information symbol's meaning</b></p> <p>Finding a rental bicycle facility.</p> <p><b>Need</b></p> <p>To aid people who want to hire or return bicycles.</p> <p><b>Related meanings</b></p> <p>—</p> <p><b>Field of application</b></p> <p>Signs at stations and in towns, transport facilities.</p> <p><b>Context of use</b></p> <p>—</p> <p><b>Intended user population</b></p> <p>General population.</p> <p><b>Additional information</b></p> <p>Test data obtained according to ISO 9186-1 are available from more than one country. Findings from testing showed that the symbol did not reach the criteria of acceptability. Consequently, it is recommended that this symbol is accompanied by text to increase comprehension.</p>	

PI TF 031: Quarantine

	<p><b>Reference no.</b></p> <p style="text-align: center;"><b>ISO 7001 - PI TF 031</b></p>
	<p><b>Meaning</b></p> <p style="text-align: center;"><b>Quarantine</b></p>
	<p><b>Function</b></p> <p>To indicate the location of quarantine.</p>
	<p><b>Image content</b></p> <p>Human figure wearing a peaked cap with right arm extended. Underneath, a line with curved ends.</p>
<p><b>Human behaviour that is intended to be caused after understanding the public information symbol's meaning</b></p> <p>Finding the location of quarantine.</p> <p><b>Need</b></p> <p>When information is needed about the location of quarantine.</p> <p><b>Related meanings</b></p> <p>PI TF 018, PI TF 032, PI TF 033, PI TF 034.</p> <p><b>Field of application</b></p> <p>Public facilities.</p> <p><b>Context of use</b></p> <p>—</p> <p><b>Intended user population</b></p> <p>General population.</p> <p><b>Additional information</b></p> <p>Test data obtained according to ISO 9186-1 are available from more than one country. Findings from testing showed that the symbol did not reach the criteria of acceptability. Consequently, it is recommended that this symbol is accompanied by text to increase comprehension.</p>	

PI TF 032: Quarantine, animal

	<p><b>Reference no.</b></p> <p>ISO 7001 - PI TF 032</p>
	<p><b>Meaning</b></p> <p>Quarantine, animal</p>
	<p><b>Function</b></p> <p>To indicate the location of animal quarantine.</p>
	<p><b>Image content</b></p> <p>Human figure wearing a peaked cap with arm extended to a bird and a dog. Underneath, a line with curved ends.</p>
<p><b>Human behaviour that is intended to be caused after understanding the public information symbol's meaning</b></p> <p>Finding the location of animal quarantine.</p> <p><b>Need</b></p> <p>When information is needed about the location of animal quarantine.</p> <p><b>Related meanings</b></p> <p>PI TF 018, PI TF 031, PI TF 033, PI TF 034.</p> <p><b>Field of application</b></p> <p>Public facilities.</p> <p><b>Context of use</b></p> <p>—</p> <p><b>Intended user population</b></p> <p>General population.</p> <p><b>Additional information</b></p> <p>Test data obtained according to ISO 9186-1 are available from more than one country. Findings from testing showed that the symbol did not reach the criteria of acceptability. Consequently, it is recommended that this symbol is accompanied by text to increase comprehension.</p>	



PI TF 033: Quarantine, people

	<p><b>Reference no.</b></p> <p style="text-align: center;">ISO 7001 – PI TF 033</p>
	<p><b>Meaning</b></p> <p style="text-align: center;">Quarantine, people</p>
	<p><b>Function</b></p> <p>To indicate the location of people quarantine.</p>
	<p><b>Image content</b></p> <p>Human figure wearing a peaked cap with arm extended to a camera. Underneath, a line with curved ends.</p>
<p><b>Human behaviour that is intended to be caused after understanding the public information symbol's meaning</b></p> <p>Finding the location of people quarantine.</p> <p><b>Need</b></p> <p>When information is needed about the location of people quarantine.</p> <p><b>Related meanings</b></p> <p>PI TF 018, PI TF 031, PI TF 032, PI TF 034.</p> <p><b>Field of application</b></p> <p>Public facilities.</p> <p><b>Context of use</b></p> <p>—</p> <p><b>Intended user population</b></p> <p>General population.</p> <p><b>Additional information</b></p> <p>Test data obtained according to ISO 9186-1 are available from more than one country. Findings from testing showed that the symbol did not reach the criteria of acceptability. Consequently, it is recommended that this symbol is accompanied by text to increase comprehension.</p>	

PI TF 034: Quarantine, plant

	<b>Reference no.</b>  <p style="text-align: center;">ISO 7001 – PI TF 034</p>
	<b>Meaning</b>  <p style="text-align: center;">Quarantine, plant</p>
	<b>Function</b> To indicate the location of plant quarantine.
	<b>Image content</b> Human figure wearing a peaked cap with arm extended to a plant. Underneath, a line with curved ends.
<p><b>Human behaviour that is intended to be caused after understanding the public information symbol's meaning</b>                  Finding the location of plant quarantine.</p> <p><b>Need</b>                  When information is needed about the location of plant quarantine.</p> <p><b>Related meanings</b>                  PI TF 018, PI TF 031, PI TF 032, PI TF 033.</p> <p><b>Field of application</b>                  Public facilities.</p> <p><b>Context of use</b>                  —</p> <p><b>Intended user population</b>                  General population.</p> <p><b>Additional information</b>                  Test data obtained according to ISO 9186-1 are available from more than one country. Findings from testing showed that the symbol did not reach the criteria of acceptability. Consequently, it is recommended that this symbol is accompanied by text to increase comprehension.</p>	


PI TF 036: Self-contained camper van

	<p><b>Reference no.</b></p> <p style="text-align: center;">ISO 7001 – PI TF 036</p>
	<p><b>Meaning</b></p> <p style="text-align: center;">Self-contained camper van</p>
	<p><b>Function</b></p> <p>Indicates areas where only certified self-contained camper vans can be parked overnight for camping.</p>
	<p><b>Image content</b></p> <p>Full side view of camper van with superimposed toilet.</p>
<p><b>Human behaviour that is intended to be caused after understanding the public information symbol's meaning</b></p> <p>Finding areas where only certified self-contained camper vans can be parked overnight for camping.</p> <p><b>Need</b></p> <p>To aid campers.</p> <p><b>Related meanings</b></p> <p>—</p> <p><b>Field of application</b></p> <p>Public facilities, tourism, culture and heritage.</p> <p><b>Context of use</b></p> <p>This symbol appears in a public places such as a camping facilities or national parks and is found at the entry to the facility.</p> <p><b>Intended user population</b></p> <p>Members of general public needing special facilities, i.e. certified self-contained camper vans.</p> <p><b>Additional information</b></p> <p>Test data obtained according to ISO 9186-1 are not available. Consequently, it is recommended that this symbol is accompanied by text to increase comprehension.</p>	

**PI TF 038: Animal transportation**

	<p><b>Reference no.</b></p> <p style="text-align: center;"><b>ISO 7001 - PI TF 038</b></p>
	<p><b>Meaning</b></p> <p style="text-align: center;"><b>Animal transportation</b></p>
	<p><b>Function</b></p> <p>To indicate the location of animal transportation facilities.</p>
	<p><b>Image content</b></p> <p>Front view of a dog inside a transportation container with an aeroplane to the top right.</p>
<p><b>Human behaviour that is intended to be caused after understanding the public information symbol's meaning</b></p> <p>Finding the location of animal transportation facilities.</p> <p><b>Need</b></p> <p>To aid travellers with animals.</p> <p><b>Related meanings</b></p> <p>Airport or aircraft.</p> <p><b>Field of application</b></p> <p>Transport facilities.</p> <p><b>Context of use</b></p> <p>This symbol appears in airports. You might find it on information boards, signs near the corresponding facility and guidebooks.</p> <p><b>Intended user population</b></p> <p>General population.</p> <p><b>Additional information</b></p> <p>Test data obtained according to ISO 9186-1 are not available from more than one country. Findings from national testing, however, showed that in one country the symbol exceeded the criteria of acceptability. It is recommended that this symbol is accompanied by text to increase comprehension.</p>	


**PI TF 039: Bus disembarkation**

	<p><b>Reference no.</b></p> <p style="text-align: center;"><b>ISO 7001 – PI TF 039</b></p>
	<p><b>Meaning</b></p> <p style="text-align: center;"><b>Bus disembarkation</b></p>
	<p><b>Function</b></p> <p>To indicate the location of bus disembarkation.</p>
	<p><b>Image content</b></p> <p>Side view of human figure pulling wheeled luggage away from a bus depicted in front view.</p>
<p><b>Human behaviour that is intended to be caused after understanding the public information symbol's meaning</b></p> <p>Finding the location of bus disembarkation.</p> <p><b>Need</b></p> <p>To aid persons.</p> <p><b>Related meanings</b></p> <p>Bus station or bus stop or buses.</p> <p><b>Field of application</b></p> <p>Transport facilities.</p> <p><b>Context of use</b></p> <p>This symbol appears in bus stations. You might find it on information boards, signs near the corresponding facility and guidebooks.</p> <p><b>Intended user population</b></p> <p>General population.</p> <p><b>Additional information</b></p> <p>Test data obtained according to ISO 9186-1 are not available from more than one country. Findings from national testing, however, showed that in one country the symbol exceeded the criteria of acceptability. It is recommended that this symbol is accompanied by text to increase comprehension.</p>	

**PI TF 040: Bus embarkation**

	<p><b>Reference no.</b></p> <p style="text-align: center;"><b>ISO 7001 – PI TF 040</b></p>
	<p><b>Meaning</b></p> <p style="text-align: center;"><b>Bus embarkation</b></p>
	<p><b>Function</b></p> <p>To indicate the location of bus embarkation.</p>
	<p><b>Image content</b></p> <p>Side view of human figure pulling wheeled luggage towards a bus depicted in front view.</p>
<p><b>Human behaviour that is intended to be caused after understanding the public information symbol's meaning</b></p> <p>Finding the location of bus embarkation.</p> <p><b>Need</b></p> <p>To aid persons.</p> <p><b>Related meanings</b></p> <p>Bus station or bus stop or buses.</p> <p><b>Field of application</b></p> <p>Transport facilities.</p> <p><b>Context of use</b></p> <p>This symbol appears in bus stations. You might find it on information boards, signs near the corresponding facility and guidebooks.</p> <p><b>Intended user population</b></p> <p>General population.</p> <p><b>Additional information</b></p> <p>Test data obtained according to ISO 9186-1 are not available from more than one country. Findings from national testing, however, showed that in one country the symbol exceeded the criteria of acceptability. It is recommended that this symbol is accompanied by text to increase comprehension.</p>	

**PI TF 041: Priority seats for obese people**

	<p><b>Reference no.</b></p> <p style="text-align: center;"><b>ISO 7001 – PI TF 041</b></p>
	<p><b>Meaning</b></p> <p style="text-align: center;"><b>Priority seats for obese people</b></p>
	<p><b>Function</b></p> <p>To indicate priority seats for obese people.</p>
	<p><b>Image content</b></p> <p>Side view of obese human figure sitting on a line.</p>
<p><b>Human behaviour that is intended to be caused after understanding the public information symbol's meaning</b></p> <p>Obese people are given priority to use the seats and other people should give way.</p> <p><b>Need</b></p> <p>Obese people are able to sit when required.</p> <p><b>Related meanings</b></p> <p>PI TF 022, 023, 024, 025, 026; PI PF 055, 056, 057, 058, 059 and 073.</p> <p><b>Field of application</b></p> <p>Public facilities, transport facilities.</p> <p><b>Context of use</b></p> <p>This symbol appears in public places and transportation facilities, such as buses, trains and aircrafts. You might find it on signs where priority seats are available.</p> <p><b>Intended user population</b></p> <p>Members of the general public needing special facilities, i.e. obese people.</p> <p><b>Additional information</b></p> <p>Test data obtained according to ISO 9186-1 are not available from more than one country. Findings from national testing, however, showed that in one country the symbol exceeded the criteria of acceptability. It is recommended that this symbol is accompanied by text to increase comprehension.</p>	

