

---

---

**Dentistry — Number coding system for  
rotary instruments —**

**Part 1:  
General characteristics**

*Art dentaire — Système de codification numérique pour instruments  
rotatifs —*

*Partie 1: Caractéristiques générales*



**PDF disclaimer**

This PDF file may contain embedded typefaces. In accordance with Adobe's licensing policy, this file may be printed or viewed but shall not be edited unless the typefaces which are embedded are licensed to and installed on the computer performing the editing. In downloading this file, parties accept therein the responsibility of not infringing Adobe's licensing policy. The ISO Central Secretariat accepts no liability in this area.

Adobe is a trademark of Adobe Systems Incorporated.

Details of the software products used to create this PDF file can be found in the General Info relative to the file; the PDF-creation parameters were optimized for printing. Every care has been taken to ensure that the file is suitable for use by ISO member bodies. In the unlikely event that a problem relating to it is found, please inform the Central Secretariat at the address given below.

© ISO 2004

All rights reserved. Unless otherwise specified, no part of this publication may be reproduced or utilized in any form or by any means, electronic or mechanical, including photocopying and microfilm, without permission in writing from either ISO at the address below or ISO's member body in the country of the requester.

ISO copyright office  
Case postale 56 • CH-1211 Geneva 20  
Tel. + 41 22 749 01 11  
Fax + 41 22 749 09 47  
E-mail [copyright@iso.org](mailto:copyright@iso.org)  
Web [www.iso.org](http://www.iso.org)

Published in Switzerland

## Contents

Page

Foreword .....	iv
Introduction .....	v
1 Scope.....	1
2 Normative references .....	1
3 Terms and definitions .....	1
4 Number code .....	2
5 Code numbers for general characteristics.....	3
5.1 General .....	3
5.2 Materials of the working part .....	4
5.3 Coatings and bindings .....	8
5.4 Types of shanks, handles or bore diameters (of unmounted instruments) .....	10
5.5 Overall length .....	14
Annex A (informative) Examples of identification numbers .....	16
Bibliography .....	20

## Foreword

ISO (the International Organization for Standardization) is a worldwide federation of national standards bodies (ISO member bodies). The work of preparing International Standards is normally carried out through ISO technical committees. Each member body interested in a subject for which a technical committee has been established has the right to be represented on that committee. International organizations, governmental and non-governmental, in liaison with ISO, also take part in the work. ISO collaborates closely with the International Electrotechnical Commission (IEC) on all matters of electrotechnical standardization.

International Standards are drafted in accordance with the rules given in the ISO/IEC Directives, Part 2.

The main task of technical committees is to prepare International Standards. Draft International Standards adopted by the technical committees are circulated to the member bodies for voting. Publication as an International Standard requires approval by at least 75 % of the member bodies casting a vote.

Attention is drawn to the possibility that some of the elements of this document may be the subject of patent rights. ISO shall not be held responsible for identifying any or all such patent rights.

ISO 6360-1 was prepared by Technical Committee ISO/TC 106, *Dentistry*, Subcommittee SC 4, *Dental instruments*.

This second edition cancels and replaces the first edition (ISO 6360-1:1985), which has been technically revised. It also incorporates the Amendment ISO 6360-1:1985/Add 1:1988.

ISO 6360 consists of the following parts, under the general title *Dentistry — Number coding system for rotary instruments*:

- *Part 1: General characteristics*
- *Part 2: Shapes*
- *Part 3: Specific characteristics of burs and cutters*
- *Part 4: Specific characteristics of diamond instruments*
- *Part 6: Specific characteristics of abrasive instruments*
- *Part 7: Specific characteristics of mandrels and special instruments*

The following part is under preparation:

- *Part 5: Specific characteristics of root-canal instruments*

## Introduction

This part of ISO 6360 is one of a series of International Standards relating to dental rotary instruments. A wide variety of dental rotary instruments, including root-canal instruments, is manufactured throughout the world for use by the dental profession.

ISO 6360 provides a general number coding system for all types of dental rotary instruments, including accessories used in connection with these rotary instruments.

The benefits of this system for dentistry in its entirety will only be derived if the system is widely adopted; manufacturers of dental instruments, as well as the dental trade, are therefore requested to refer to ISO 6360 in their catalogues.

This part of ISO 6360 was prepared in response to a need by the dental trade and industry and the dental profession for a universal system of classification and designation for these instruments. It establishes a comprehensive number coding system suitable for all dental rotary instruments by use of a 15-digit code number identifying general and specific characteristics of instruments or groups of instruments.

The first group of three digits identifies the materials used for the working part of instruments.

The second group of three digits identifies the shanks and handles used for instruments and the overall lengths of instruments.

The third group of three digits identifies the shapes of instruments.

The fourth group of three digits identifies the specific characteristics for groups of instruments.

The fifth group of three digits identifies the nominal diameter of the working part of the instruments, nominal size.

The code numbers are generic code numbers. They do not provide exact product information. This information is given in the respective product standard for dental rotary instruments.

For the application of the system and for the correct allocation of numbers or their identification, it is intended that the user consult this part of ISO 6360 and ISO 6360-2 for general information, and in addition one of the subsequent parts (ISO 6360-3 to ISO 6360-7) for further information on specific characteristics of instruments or groups of instruments.

For the allocation of new numbers complying with ISO 6360, an application supported by a description and a drawing should be sent to the secretariat of ISO/TC 106/SC 4, *Dental instruments*, which keeps updated records of all numbers currently allocated. An international group of experts will then decide on an appropriate identification number for the instrument in question, including its specific characteristics. The Secretary will inform the applicant, in due course, of the result and assist him in using the number correctly. The Secretariat of ISO/TC 106/SC 4 can be contacted at:

DIN NADENT  
Turnplatz 2  
75172 Pforzheim  
Germany



# Dentistry — Number coding system for rotary instruments —

## Part 1: General characteristics

### 1 Scope

This part of ISO 6360 presents a number coding system for dental rotary instruments and accessories, and provides guidance with regard to its interpretation and use.

This part of ISO 6360 specifies the code numbers for materials used for the working parts of instruments, the coating and the binding of abrasives for instruments. This three-digit number forms the first group of three digits in the 15-digit overall number.

This part of ISO 6360 further specifies the code numbers for shanks, handles, or bore diameter of unmounted instruments, and for the overall lengths of instruments. This three-digit number forms the second group of three (two plus one) digits in the 15-digit overall number.

In Annex A several examples of complete 15-digit identification numbers are given to demonstrate the number coding system, including examples of three (additional) optional digits (16 to 18) for diamond instruments.

**NOTE** In addition to terms for rotary instruments and accessories used in two of the three official ISO languages (English, French and Russian), this part of ISO 6360 gives the equivalent terms in the German language; these are published under the responsibility of the member body for Germany (DIN). However, only the terms given in the official languages can be considered as ISO terms.

### 2 Normative references

The following referenced documents are indispensable for the application of this document. For dated references, only the edition cited applies. For undated references, the latest edition of the referenced document (including any amendments) applies.

ISO 1797-1, *Dental rotary instruments — Shanks — Part 1: Shanks made of metals*

ISO 1797-2, *Dental rotary instruments — Shanks — Part 2: Shanks made of plastics*

### 3 Terms and definitions

For the purposes of this document, the following terms and definitions apply.

#### 3.1

##### **number coding system**

principle of setting up a number code for dental rotary instruments or their accessories

**3.2  
number code**

series of numbers specifically selected to provide in its entirety an overall number with relevant information for dental rotary instruments or their accessories

**3.3  
code number**

series of numbers for specific detail information for dental rotary instruments or their accessories

NOTE The code number is part of the number code.

**3.4  
overall number**

complete number of 15 digits

NOTE A sixth group of three digits may optionally be used for diamond instruments, to identify further specific characteristics (see ISO 6360-4).

**3.5  
identification number**

overall number for a definite instrument or accessory containing all relevant characteristics

**4 Number code**

The number code consists of a 15-digit overall number which specifies

- a) the material of working part, including grit size, coating, binding,
- b) the type of shank or handle, or bore diameter (for unmounted instruments),
- c) the overall length, or for root-canal instruments identification of the code,
- d) the shape of working part,
- e) the specific characteristics for groups of instruments,
- f) the nominal size of working part.

Three additional numbers may optionally be provided for diamond instruments (see ISO 6360-4).

The optional numbers in the 16th to 18th locations are assigned provisionally for a period of five years. Then it shall be decided whether they should become full (required) numbers, stay as optional numbers, or be deleted.

The complete number code describes only one type of instrument. For precise identification of an instrument, the complete number code, as indicated in the key to Figure 1, shall be used.

If certain information is not needed, the number 0 shall be used in its place in the 15-digit overall number.



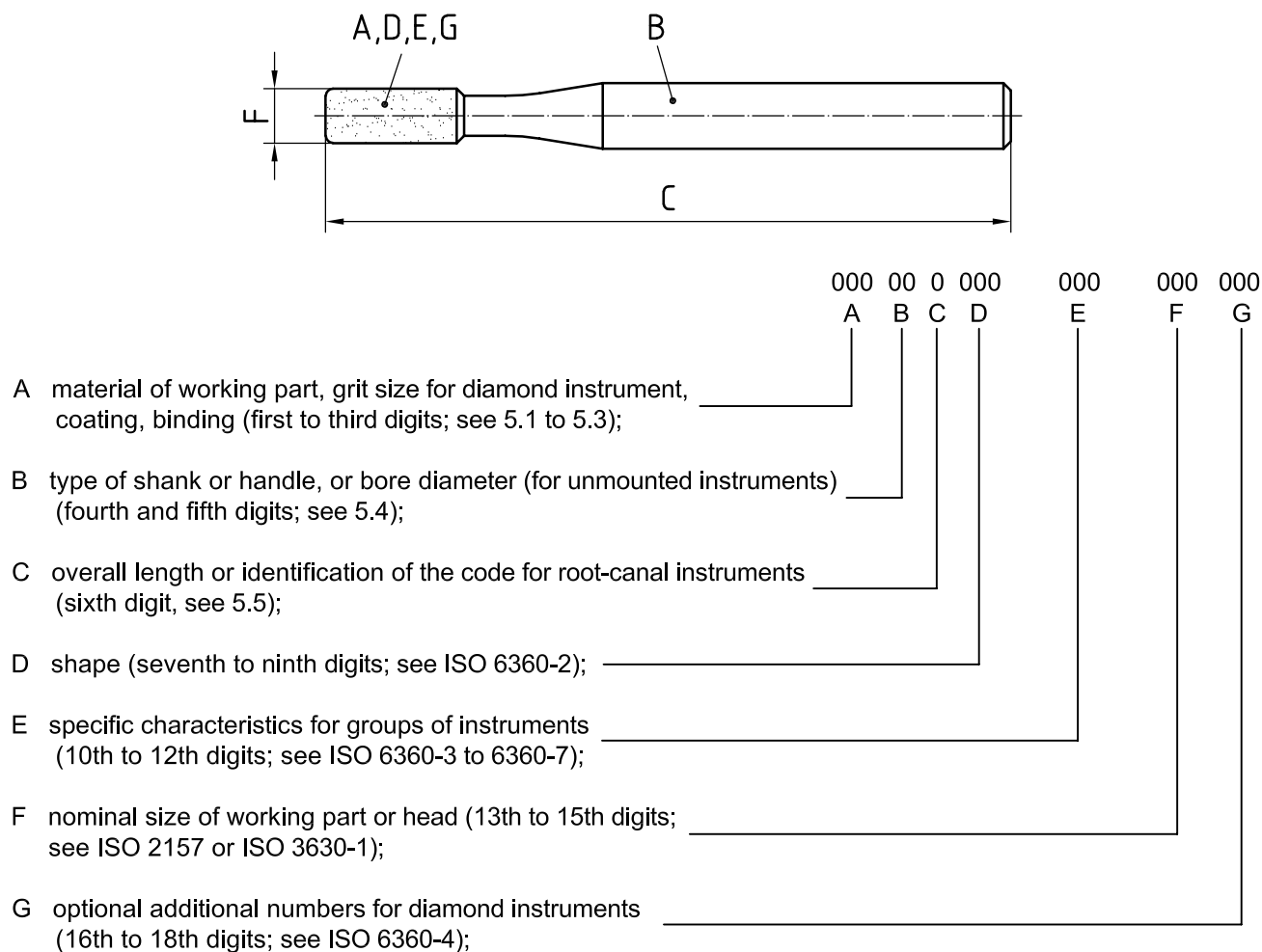


Figure 1 — Key to numbered components

## 5 Code numbers for general characteristics

### 5.1 General

The general characteristics of the dental instrument are indicated as follows.

- a) The first group of three digits identifies the material used for the working part of the instrument.

The material of the working part is a general characteristic of the dental instrument, and is designated by a three-digit number, which appears as the first three digits of the 15-digit overall number.

The first two of these three digits indicate the material of the working part of the instrument, including the grit size for diamond instruments.

For burs, finishing burs, cutters, implant burs and root-canal instruments, the third digit indicates the coating (plating) and for diamond and abrasive instruments the binding of the grit.

- b) The second group of three digits identifies the shank or handle used for the instrument, and the overall length of the instrument.

Shank and handles are general characteristics of dental instruments and are designated by a two-digit number, which appears in locations four and five of the 15-digit overall number.

The overall length of an instrument is a general characteristic, and is designated by a one-digit number, which appears in location six of the 15-digit overall number.

The general designation of the geometric form of a rotary instrument goes from the shank or handle (on the right side of each relevant figure) to the working part (on the left side of each relevant figure).

In the tables below, the language code used for the representation of names of languages is the two-letter code (alpha-2 code) in accordance with ISO 639-1.

**5.2 Materials of the working part**

Table 1 gives the first two digits indicating the material of the working part of the instrument, including the grit size for diamond instruments. These two digits range from 01 to 88.

The applications illustrated in Table 1 are examples only, and are not intended to provide further information on the instruments themselves.

**Table 1 — Materials of the working part**

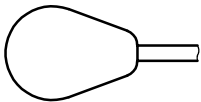
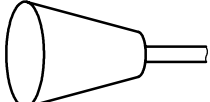

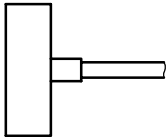
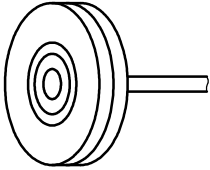
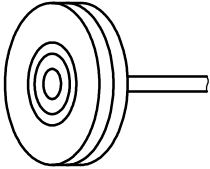
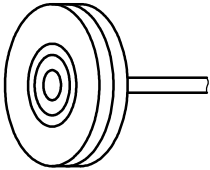
Material	Example of application	Code number 1st and 2nd digits
en: felt fr: feutre de: Filz		01
en: rubber fr: caoutchouc de: Gummi		02
en: plastic fr: plastique de: Kunststoff		03
en: leather fr: cuir de: Leder		04
en: flannel fr: flanelle de: Flanell		05
en: muslin fr: mousseline de: Nessel		06
en: felt cloth fr: feutre de: Filztuch		07

Table 1 (continued)

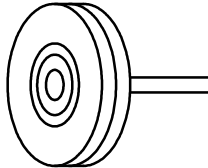
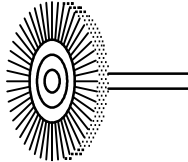
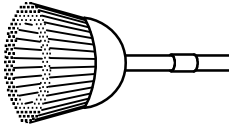
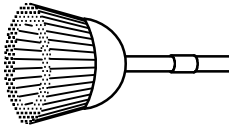




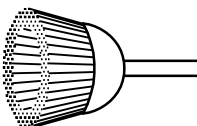
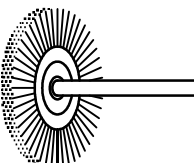
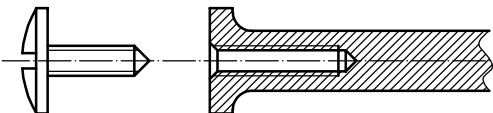
Material	Example of application	Code number 1st and 2nd digits
en: yarn fr: fil de: Garn		08
en: goat hair fr: poil de chèvre de: Ziegenhaar		09
en: bristles, natural fr: brochettes en crin naturel de: Borsten, natur		10
en: bristles, synthetic fr: brochettes synthétiques de: Borsten, synthetisch		11
en: quill fr: plume d'oies de: Federkiel		12
en: paper fr: papier de: Papier		13
en: guttapercha fr: guttapercha de: Guttapercha		14
en: silver fr: argent de: Silber		15
en: brass fr: laiton de: Messing		20
en: German silver fr: argent allié de: Neusilber		21
en: free-cutting steel fr: acier de décolletage rapide de: Automatenstahl		30

Table 1 (continued)

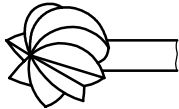



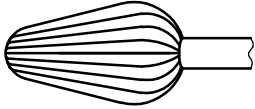



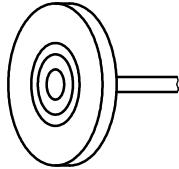
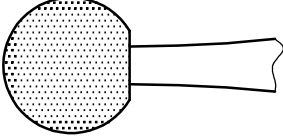
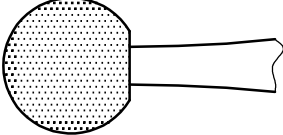
Material	Example of application	Code number 1st and 2nd digits
en: cold-worked tool steel fr: acier outil, travaillé à froid de: Werkzeugstahl		31
en: spring steel fr: acier à ressort de: Federstahl		32
en: stainless steel fr: acier inoxydable de: nicht rostender Stahl		33
en: stainless spring steel fr: acier à ressort inoxydable de: nicht rostender Federstahl		34
en: high-speed steel fr: acier rapide de: Hochleistungswerkzeugstahl		35
en: titanium fr: titane de: Titan		48
en: nickel-titanium alloy fr: alliage nickel-titane de: Nickel-Titan-Legierung		49
en: tungsten carbide fr: carbure de tungstène de: Hartmetall		50
en: cuttlefish bone fr: os de seiche de: Tintenfischknochen		59
en: quartz fr: quartz de: Quarz		60
en: normal-grade corundum fr: corindon grain normal de: Normalkorund		61

Table 1 (continued)

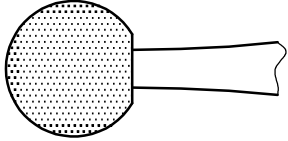
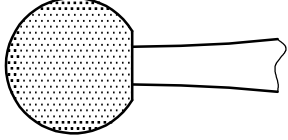
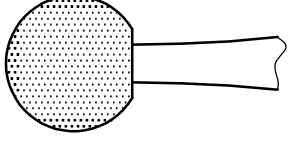
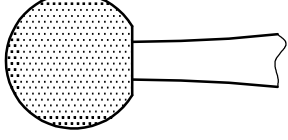
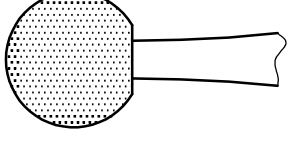
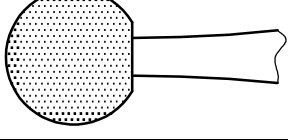
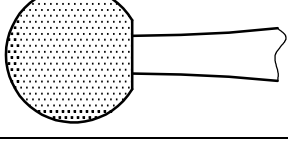
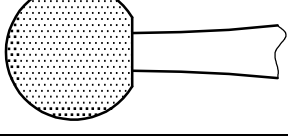
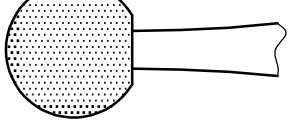
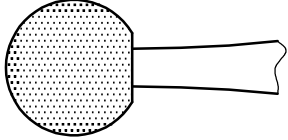
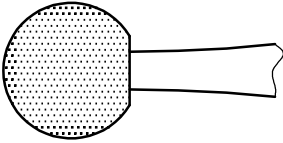
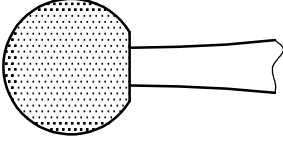
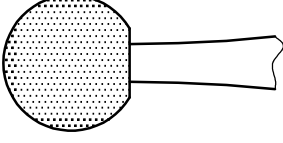
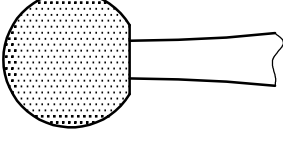
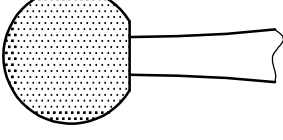
Material	Example of application	Code number 1st and 2nd digits
en: high-grade corundum, pink fr: corindon grain fin, rosé de: Elektrokorund (Edelkorund), rosa		62
en: high-grade corundum, white fr: corindon grain fin, blanc de: Elektrokorund (Edelkorund), weiß		63
en: tungsten carbide grit fr: grain en carbure de tungstène de: Hartmetallkorn		64
en: silicon carbide fr: carbure de silice de: Siliciumcarbid		65
en: ruby fr: rubis de: Rubin		66
en: sapphire fr: saphir de: Saphir		67
en: cubic boron nitride fr: niture de bore cubique de: kubisches Bornitrit		68
en: electrocorundum, red fr: corindon artificiel, rouge de: Elektrokorund (Edelkorund), dunkelrot		69
en: diamond fr: diamant de: Diamant	 <p data-bbox="651 1818 1249 1877">NOTE Number 80 may be used for general information on diamond grit, if not covered by numbers 82 to 88.</p>	80
en: diamond, ultra-fine fr: diamant, ultrafin de: Diamant, ultrafein		82

Table 1 (continued)

Material	Example of application	Code number 1st and 2nd digits
en: diamond, extra-fine fr: diamant, extrafin de: Diamant, extrafein		83
en: diamond, fine fr: diamant, fin de: Diamant, fein		85
en: diamond, medium fr: diamant, moyen de: Diamant, mittel		86
en: diamond, coarse fr: diamant, gros de: Diamant, grob		87
en: diamond, very coarse fr: diamant, très gros de: Diamant, sehr grob		88

### 5.3 Coatings and bindings

The third digit of the 15-digit overall number indicates the coating (plating) of burs, finishing burs, cutters, implant burs and root-canal instruments, or the binding of the grit of diamond and abrasive instruments.

For soft materials and brushes, such information is unnecessary. Therefore the third digit for these materials shall be 0.

The code numbers for coatings are given in Table 2 and range from 0 to 6. The code numbers for bindings are given in Table 3 and range from 0 to 9, omitting 1.

Table 2 — Coatings of instruments

Coating	Code number 3rd digit
en: no coating fr: sans revêtement de: ohne Beschichtung	0
en: nickel-plated fr: nickelé de: vernickelt	1
en: chromium-plated fr: chromé de: verchromt	2
en: gold-plated fr: doré de: vergoldet	4
en: burnished fr: bruni de: brüniert	5
en: titanium nitride-plated fr: au nitrure de titane de: titannitridbeschichtet	6

Table 3 — Bindings of grinding instruments

Binding	Code number 3rd digit
en: not specified fr: sans spécification de: nicht festgelegt	0
en: rubber binding fr: liant caoutchouc de: Gummibindung	2
en: plastic binding fr: liant plastique de: Kunststoffbindung	3
en: magnesitic binding fr: liant magnésien de: magnesitische Bindung	4
en: ceramic binding fr: liant céramique de: keramische Bindung	5
en: plated metallic binding fr: liant métallique électrodéposé de: galvanische Metallbindung	6
en: sintered metallic binding fr: liant métallique fritté de: gesinterte Metallbindung	7
en: silicone binding fr: liant silicone de: Silikonbindung	8
en: combination of binding and coating fr: combinaison de liant et revêtement de: Kombination von Bindung und Beschichtung	9

5.4 Types of shanks, handles or bore diameters (of unmounted instruments)

The second group of three digits identifies the shanks or handles of instruments and the overall length of instruments.

Shanks and handles are general characteristics of dental instruments and are designated by a two-digit number, which appears in locations four and five of the 15-digit overall number. The numbers, shown in Table 4, range from 00 to 92.

Table 4 — Types of shanks or handles, or bore diameters (of unmounted instruments)

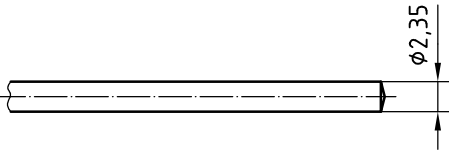
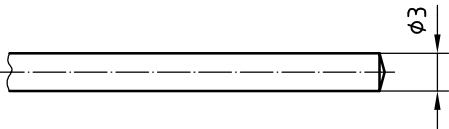
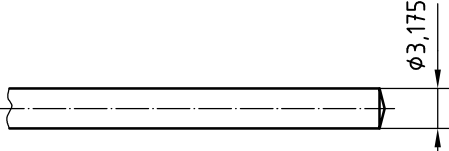
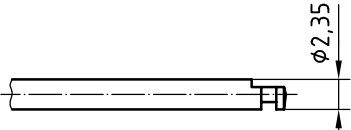
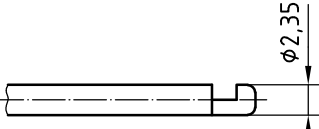
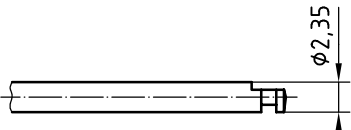
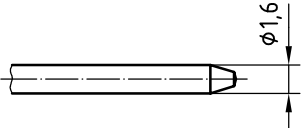
Type of shank or handle, or bore diameters (of unmounted instruments)	Illustration (dimensions in millimetres)	Code number 4th and 5th digits
en: other type of shank fr: autre type de queue de: andere Schaftart	No illustration	00
en: shank Type 2, ISO 1797-1 fr: queue Type 2, ISO 1797-1 de: Schaft Typ 2, ISO 1797-1		10
en: shank Type 4, ISO 1797-1 fr: queue Type 4, ISO 1797-1 de: Schaft Typ 4, ISO 1797-1		12
en: shank, cylindrical, diameter 3,175 mm fr: queue, cylindrique, diamètre 3,175 mm de: Schaft, zylindrisch, Durchmesser 3,175 mm		13
en: shank Type 1, ISO 1797-1 fr: queue Type 1, ISO 1797-1 de: Schaft Typ 1, ISO 1797-1		20
en: special shank (Stryker) fr: queue spéciale (Stryker) de: Spezialschaft (Stryker)		23
en: shank Type 1, ISO 1797-2 fr: queue Type 1, ISO 1797-2 de: Schaft Typ 1, ISO 1797-2		24
en: shank Type 3 (FG), ISO 1797-1 fr: queue Type 3 (FG), ISO 1797-1 de: Schaft Typ 3 (FG), ISO 1797-1		31



Table 4 (continued)

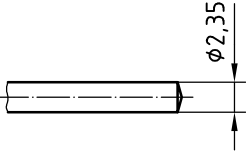
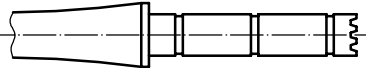
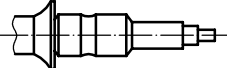
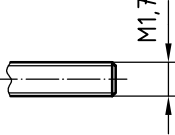
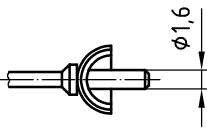
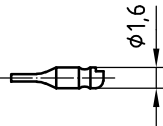
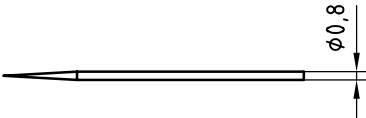




Type of shank or handle, or bore diameters (of unmounted instruments)	Illustration (dimensions in millimetres)	Code number 4th and 5th digits
en: shank diameter 2,35 mm (FG) fr: queue diamètre 2,35 mm (FG) de: Schaft Durchmesser 2,35 mm (FG)		32
en: shank for Imperator straight handpiece fr: queue pour pièce à main Imperator rectiligne de: Schaft für gerades Imperator Handstück		40
en: shank for Imperator angled handpiece fr: queue pour pièce à main Imperator contre-angle de: Schaft für Imperator Winkelstück		41
en: threaded shaft fr: queue filetée de: Schaft mit Gewinde		44
en: shank for microdentic angled handpiece fr: queue pour pièce à main contre-angle de microdentie de: Schaft für mikrodontisches Winkelstück		46
en: shank for microdentic adapter fr: queue pour adaptateur de contre-angle de microdentie de: Schaft für mikrodontischen Adapter		47
en: shank for test handle, code number 83 fr: queue pour manche, code numéro 83 de: Schaft für Griff, Kennzahl 83		60
en: shank for test handle, code number 69 fr: queue pour manche réglable, code numéro 69 de: Schaft für Messgriff, Kennzahl 69		61
en: handle, slender, short, metal fr: manche, mince, court, métallique de: Griff, dünn, kurz, Metall		62
en: handle, slender, short, plastic fr: manche, mince, court, plastique de: Griff, dünn, kurz, Kunststoff		63
en: handle, standard, short, metal fr: manche, normal, court, métallique de: Griff, normal, kurz, Metall		64

Table 4 (continued)




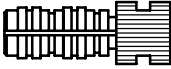
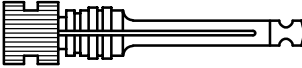
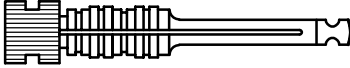

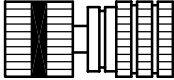
Type of shank or handle, or bore diameters (of unmounted instruments)	Illustration (dimensions in millimetres)	Code number 4th and 5th digits
en: handle, standard, short, plastic fr: manche, normal, court, plastique de: Griff, normal, kurz, Kunststoff		65
en: shank for test handle, code numbers 68 and 70 fr: queue pour manche réglable, code numéros 68 et 70 de: Schaft für Messgriff, Kennzahlen 68 und 70		66
en: handle, short, interchangeable, length 16 mm to 20 mm fr: manche, court, interchangeable, longueur 16 mm à 20 mm de: Messgriff kurz, auswechselbar, Länge 16 mm bis 20 mm		68
en: handle, standard, interchangeable, length 20 mm to 28 mm fr: manche, standard, interchangeable, longueur 20 mm à 28 mm de: Messgriff normal, auswechselbar, Länge 20 mm bis 28 mm		69
en: handle for shank Type 1, ISO 1797-1, interchangeable, length 16 mm to 20 mm fr: manche pour queue Type 1, ISO 1797-1, interchangeable, longueur 16 mm à 20 mm de: Messgriff für Schaft Typ 1, ISO 1797-1, auswechselbar, Länge 16 mm bis 20 mm		70
en: handle for shank Type 1, ISO 1797-1, interchangeable, length 20 mm to 28 mm fr: manche pour queue Type 1, ISO 1797-1, interchangeable, longueur 20 mm à 28 mm de: Messgriff für Schaft Typ 1, ISO 1797-1, auswechselbar, Länge 20 mm bis 28 mm		71
en: variable length (Varilength) fr: longueur variable de: variable Länge		72
en: endocontrol handle for instruments, length 14 mm to 18 mm fr: manche «endocontrol» pour instruments, longueur 14 mm à 18 mm de: Endokontrollmessgriff für Instrumente, Länge 14 mm bis 18 mm		73

Table 4 (continued)

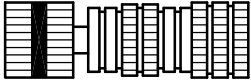
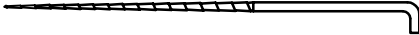








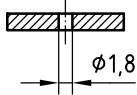
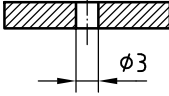
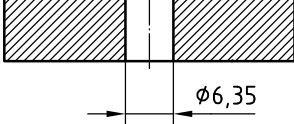
Type of shank or handle, or bore diameters (of unmounted instruments)	Illustration (dimensions in millimetres)	Code number 4th and 5th digits
<p>en: endocontrol handle for instruments, length 17 mm to 25 mm</p> <p>fr: manche «endocontrol» pour instruments, longueur 17 mm à 25 mm</p> <p>de: Endokontrollmessgriff für Instrumente, Länge 17 mm bis 25 mm</p>		74
<p>en: shank for endocontrol handle, code number 73</p> <p>fr: tige pour manche «endocontrol», code numéro 73</p> <p>de: Schaft für Endokontrollmessgriff, Kennzahl 73</p>		75
<p>en: shank for endocontrol handle, code number 74</p> <p>fr: tige pour manche «endocontrol», code numéro 74</p> <p>de: Schaft für Endokontrollmessgriff, Kennzahl 74</p>		76
<p>en: handle, long, metal</p> <p>fr: manche, long, métallique</p> <p>de: Griff, lang, Metall</p>		81
<p>en: handle, long, plastic</p> <p>fr: manche, long, plastique</p> <p>de: Griff, lang, Kunststoff</p>		82
<p>en: handle for code number 60</p> <p>fr: manche pour code numéro 60</p> <p>de: Griff für Kennzahl 60</p>		83
<p>en: handle, octagonal</p> <p>fr: manche, octogonal</p> <p>de: Griff, achteckig</p>		84
<p>en: safety chain for code numbers 62 and 63</p> <p>fr: chaînette de sécurité pour code numéros 62 et 63</p> <p>de: Sicherheitskette für Kennzahlen 62 und 63</p>		85
<p>en: safety chain for code numbers 64 and 65</p> <p>fr: chaînette de sécurité pour code numéros 64 et 65</p> <p>de: Sicherheitskette für Kennzahlen 64 und 65</p>		86

Table 4 (continued)

Type of shank or handle, or bore diameters (of unmounted instruments)	Illustration (dimensions in millimetres)	Code number 4th and 5th digits
en: safety chain with loop fr: chaînette de sécurité avec anneau digital de: Sicherheitskette mit Öse		87
en: disc with bore diameter 1,8 mm fr: disque avec trou de diamètre 1,8 mm de: Scheibe mit Bohrungsdurchmesser 1,8 mm		90
en: disc with bore diameter 3 mm fr: disque avec trou de diamètre 3 mm de: Scheibe mit Bohrungsdurchmesser 3 mm		91
en: disc with bore diameter 6,35 mm fr: disque avec trou de diamètre 6,35 mm de: Scheibe mit Bohrungsdurchmesser 6,35 mm		92

### 5.5 Overall length

The overall length of an instrument is a general characteristic and is designated by a one-digit number, which appears in location six of the 15-digit overall number. The numbers, shown in Table 5, range from 2 to 6.

Values in Table 5 are given as examples and for grouping purposes only. For the exact length of the instruments, the appropriate product standards shall be consulted.

For discs, the code number for the sixth digit shall be 0.

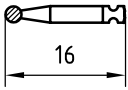
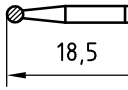
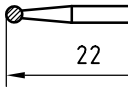
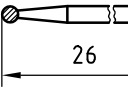
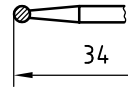
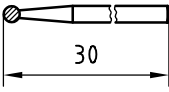
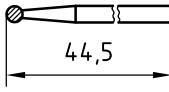
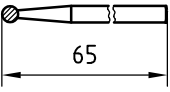
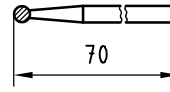
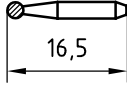
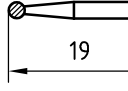
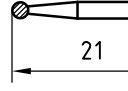
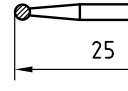
For root-canal instruments, the code number for the sixth digit shall be 0.

NOTE For root-canal instruments, information on the operative end is given in locations 11 and 12 of the 15-digit overall number (see ISO 6360-5).

Shanks shall be in accordance with ISO 1797-1 or ISO 1797-2.

Table 5 — Overall length

Dimensions in millimetres


Shank Type	Overall length <sup>a</sup>				
	Miniature	Short	Standard	Long	Extra long
Code number 6th digit	2	3	4	5	6
en: shank Type 1 fr: queue Type 1 de: Schaft Typ 1					
en: shank Type 2 fr: queue Type 2 de: Schaft Typ 2	—				
en: shank Type 3 (FG) fr: queue Type 3 (FG) de: Schaft Typ 3 (FG)	—				
<sup>a</sup> For exact overall length, see product standard.					

**Annex A**  
(informative)

**Examples of identification numbers**

**A.1 Steel bur**

The identification number of the steel bur in Figure A.1 is 310 104 001 001 023, as derived from the information given in Table A.1.



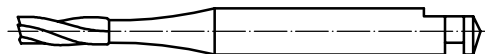
**Figure A.1 — Steel bur**

**Table A.1 — Characteristics and numbers of steel bur**

Characteristics	Example	Code number	Reference
Material of working part	Cold-worked tool steel	31	5.2
Coating	No coating	0	5.3
Type of shank	Type 2 of ISO 1797-1	10	5.4
Overall length	Standard	4	5.5
Shape	Spherical (round)	001	ISO 6360-2:—, 5.1
Specific characteristics: tothing	Plain cut, straight	001	ISO 6360-3:—, 5.1
Nominal size of working part	Diameter 2,3 mm	023	ISO 2157

**A.2 Carbide bur**

The identification number of the carbide bur in Figure A.2 is 500 204 107 006 014, as derived from the information given in Table A.2.



**Figure A.2 — Carbide bur**

Table A.2 — Characteristics and numbers of carbide bur

Characteristics	Example	Code number	Reference
Material of working part	Tungsten carbide	50	5.2
Coating	No coating	0	5.3
Type of shank	Type 1 of ISO 1797-1	20	5.4
Overall length	Standard	4	5.5
Shape	Cylindrical, side- and end-cutting	107	ISO 6360-2:—, 5.1
Specific characteristics: toothing	Helicoidal right	006	ISO 6360-3:—, 5.1
Nominal size of working part	Diameter 1,4 mm	014	ISO 2157

### A.3 Diamond instrument

The identification number of the diamond instrument in Figure A.3 is 866 314 168 040 012 025, as derived from the information given in Table A.3.




Figure A.3 — Diamond instrument

Table A.3 — Characteristics and numbers of diamond instrument

Characteristics	Example	Code number	Reference
Material of working part	Diamond, medium	86	5.2
Binding	Plated metallic binding	6	5.3
Type of shank	Type 3 of ISO 1797-1	31	5.4
Overall length	Standard	4	5.5
Shape	Truncated conical	168	ISO 6360-2:—, 5.1
Specific characteristics: length of working part	Length 4 mm	040	ISO 6360-4:—, 4.2
Nominal size of working part	Diameter 1,2 mm	012	ISO 2157
Angle of working part	Angle 2,5°	025	ISO 6360-4: —, 4.3

### A.4 Diamond disc

The identification number of the diamond disc in Figure A.4 is 856 900 340 030 220, as derived from the information given in Table A.4.

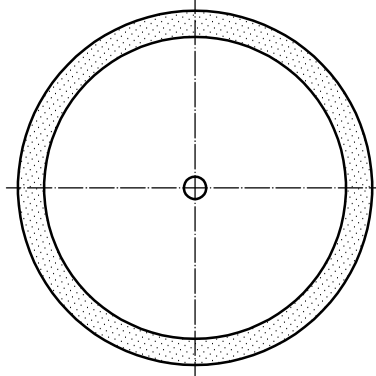


Figure A.4 — Diamond disc

Table A.4 — Characteristics and numbers of diamond disc

Characteristics	Example	Code number	Reference
Material of working part	Diamond, fine	85	5.2
Binding	Plated metallic binding	6	5.3
Bore diameter of disc	Diameter 1,8 mm	90	5.4
Overall length	—	0	5.5
Shape	Thin, peripheral- and rim-cutting	340	ISO 6360-2:—, 5.2
Specific characteristics: width of disc	Thickness 0,30 mm	030	ISO 6360-4:—, 4.4
Nominal size of working part	Diameter 22 mm	220	ISO 2157

### A.5 Root-canal instrument

The identification number of the root-canal instrument in Figure A.5 is 340 650 926 252 060, as derived from the information given in Table A.5.

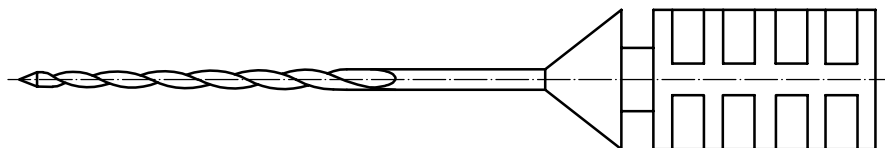


Figure A.5 — Root-canal instrument



Table A.5 — Characteristics and numbers of root-canal instrument

Characteristics	Example	Code number	Reference
Material of working part	Stainless spring steel	34	5.2
Coating	No coating	0	5.3
Type of shank	Handle, standard, short, plastic	65	5.4
Overall length	—	0	5.5
Shape	File, type K	926	ISO 6360-2:—, 5.5
Specific characteristics: length of operative end	Length 25 mm	25	ISO 6360-5:—, 4.2
Specific characteristics: taper	Taper 2 %	2	ISO 6360-5:—, 4.3
Nominal size of working part	Diameter 0,60 mm	060	ISO 3630-1

## A.6 Abrasive instrument

The identification number of the abrasive instrument in Figure A.6 is 655 104 107 513 050, as derived from the information given in Table A.6.

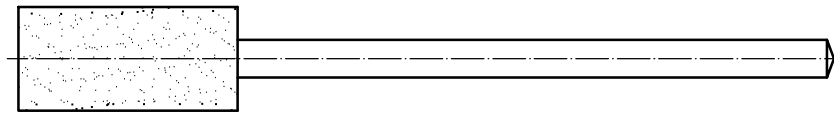


Figure A.6 — Abrasive instrument

Table A.6 — Characteristics and numbers of abrasive instrument

Characteristics	Example	Code number	Reference
Material of working part	Silicon carbide	65	5.2
Binding	Ceramic binding	5	5.3
Type of shank	Type 2 of ISO 1797-1	10	5.4
Overall length	Standard	4	5.5
Shape	Cylindrical, side and end cutting	107	ISO 6360-2:—, 5.1
Specific characteristics: grit type and binding	Fine grit, medium binding	513	ISO 6360-6:—, 5.3
Nominal size of working part	Diameter 5 mm	050	ISO 2157

## Bibliography

- [1] ISO 639-1, *Codes for the representation of names of languages — Part 1: Alpha-2 code*
- [2] ISO 2157, *Dental rotary instruments — Nominal diameters and designation code number*
- [3] ISO 3630-1, *Dental root-canal instruments — Part 1: Files, reamers, barbed broaches, rasps, paste carriers, explorers and cotton broaches*
- [4] ISO 3630-2, *Dental root-canal instruments — Part 2: Enlargers*
- [5] ISO 3630-3, *Dental root-canal instruments — Part 3: Condensers, pluggers and spreaders*
- [6] ISO 3823-1, *Dental rotary instruments — Burs — Part 1: Steel and carbide burs*
- [7] ISO 3823-2, *Dentistry — Rotary bur instruments — Part 2: Finishing burs*
- [8] ISO 6360-2, *Dentistry — Number coding system for rotary instruments — Part 2: Shapes*
- [9] ISO 6360-3, *Dentistry — Number coding system for rotary instruments — Part 3: Specific characteristics of burs and cutters*
- [10] ISO 6360-4, *Dentistry — Number coding system for rotary instruments — Part 4: Specific characteristics of diamond instruments*
- [11] ISO 6360-5:—<sup>1)</sup>, *Dentistry — Number coding system for rotary instruments — Part 5: Specific characteristics of root-canal instruments*
- [12] ISO 6360-6, *Dentistry — Number coding system for rotary instruments — Part 6: Specific characteristics of abrasive instruments*
- [13] ISO 6360-7, *Dentistry — Number coding system for rotary instruments — Part 7: Specific characteristics of mandrels and special instruments*
- [14] ISO 6877, *Dental root-canal obturating points*
- [15] ISO 7551, *Dental absorbent points*
- [16] ISO 7711-1, *Dental rotary instruments — Diamond instruments — Part 1: Dimensions, requirements, marking and packaging*
- [17] ISO 7711-2, *Dental rotary instruments — Diamond instruments — Part 2: Discs*
- [18] ISO 7711-3, *Dental rotary instruments — Diamond instruments — Part 3: Grit sizes, designation and colour code*
- [19] ISO 7786, *Dental rotary instruments — Laboratory abrasive instruments*
- [20] ISO 7787-1, *Dental rotary instruments — Cutters — Part 1: Steel laboratory cutters*
- [21] ISO 7787-2, *Dental rotary instruments — Cutters — Part 2: Carbide laboratory cutters*
- [22] ISO 7787-3, *Dental rotary instruments — Cutters — Part 3: Carbide laboratory cutters for milling machines*

---

1) To be published.



