

INTERNATIONAL STANDARD**5086**

INTERNATIONAL ORGANIZATION FOR STANDARDIZATION • МЕЖДУНАРОДНАЯ ОРГАНИЗАЦИЯ ПО СТАНДАРТИЗАЦИИ • ORGANISATION INTERNATIONALE DE NORMALISATION

Hand-knotted carpets — Sampling and selection of areas of test

Tapis-moquettes à points noués à la main — Échantillonnage et choix des zones d'essai

First edition — 1977-02-15

UDC 645.12 : 620.113

Ref. No. ISO 5086-1977 (E)

Descriptors : pile carpets, hand-made products, tests, test specimens, test specimen conditioning.

Price based on 2 pages

FOREWORD

ISO (the International Organization for Standardization) is a worldwide federation of national standards institutes (ISO member bodies). The work of developing International Standards is carried out through ISO technical committees. Every member body interested in a subject for which a technical committee has been set up has the right to be represented on that committee. International organizations, governmental and non-governmental, in liaison with ISO, also take part in the work.

Draft International Standards adopted by the technical committees are circulated to the member bodies for approval before their acceptance as International Standards by the ISO Council.

International Standard ISO 5086 was developed by Technical Committee ISO/TC 38, *Textiles*, and was circulated to the member bodies in December 1975.

It has been approved by the member bodies of the following countries :

Austria	Germany	Norway
Belgium	Hungary	Poland
Brazil	India	Romania
Bulgaria	Iran	Spain
Czechoslovakia	Israel	Sweden
Denmark	Mexico	Turkey
France	New Zealand	Yugoslavia

The member body of the following country expressed disapproval of the document on technical grounds :

United Kingdom

Hand-knotted carpets — Sampling and selection of areas of test

1 SCOPE AND FIELD OF APPLICATION

This International Standard specifies the method of sampling and defines the areas of test for the physical testing and chemical analysis of hand-knotted carpets. It is applicable to most carpets in which the knots are tied by finger or by hook.

2 SAMPLING

2.1 Colour-fastness testing

2.1.1 Test each carpet separately.

2.1.2 Remove an adequate quantity of yarn of each colour used in the manufacture of the carpet from the carpet backing by means of a suitable hook.

2.1.3 Take yarns from different parts of the carpet so as to make the sample as representative as possible.

2.1.4 Remove no more than one knot from any one place to minimize damage to the carpet.

2.2 Other tests

2.2.1 Test each carpet separately.

2.2.2 Remove no more than one knot from any one place to minimize damage to the carpet.

2.2.3 Remove adequate quantities of yarn from the carpet backing by a suitable hook from the locations specified as follows:

2.2.4 Areas of test

2.2.4.1 FOR CARPETS OF SURFACE AREA LESS THAN OR EQUAL TO 6 m²

Take a measurement in at least each of the four zones of the carpet divided by the diagonals, as shown in figure 1, and in the area of intersection of the diagonals, giving a minimum of five measurements in all.

2.2.4.2 FOR CARPETS OF SURFACE AREA BETWEEN 6 AND 14 m²

Divide the area of the carpet into 12 equal rectangles, as shown in figure 2, and take a measurement in at least each of the numbered zones in figure 2, giving a minimum of six measurements in all.

2.2.4.3 FOR CARPETS OF SURFACE AREA GREATER THAN 14 m²

Divide the area of the carpet into 20 equal rectangles, as shown in figure 3, and take a measurement in at least each of the numbered zones in figure 3, giving a minimum of nine measurements in all.

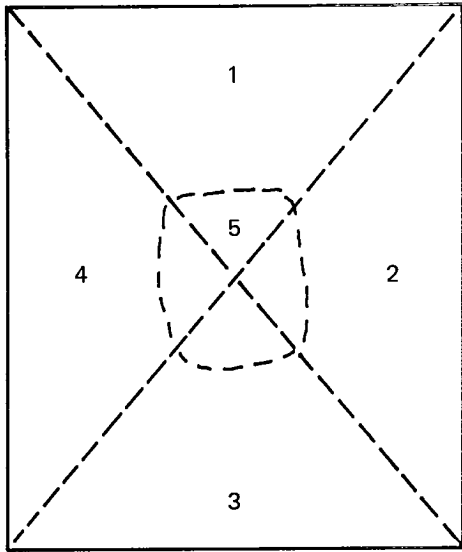


FIGURE 1

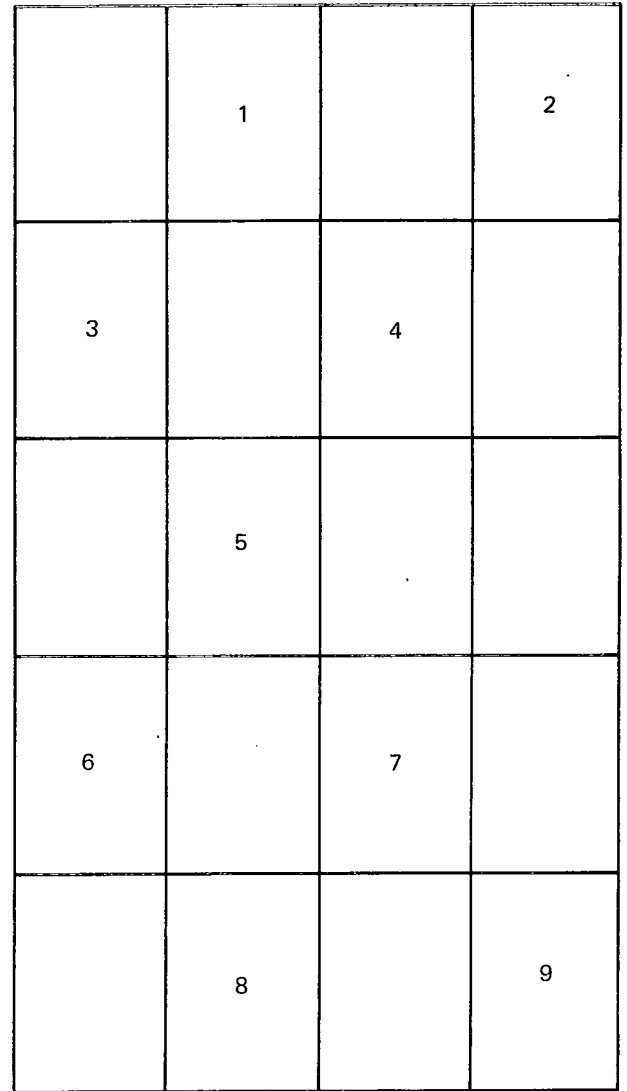


FIGURE 3




FIGURE 2