

---

---

**Textiles — Care labelling code using  
symbols**

*Textiles — Code d'étiquetage d'entretien au moyen de symboles*



Reference number  
ISO 3758:2012(E)

© ISO 2012



**COPYRIGHT PROTECTED DOCUMENT**

© ISO 2012

All rights reserved. Unless otherwise specified, no part of this publication may be reproduced or utilized in any form or by any means, electronic or mechanical, including photocopying and microfilm, without permission in writing from either ISO at the address below or ISO's member body in the country of the requester.

ISO copyright office  
Case postale 56 • CH-1211 Geneva 20  
Tel. + 41 22 749 01 11  
Fax + 41 22 749 09 47  
E-mail [copyright@iso.org](mailto:copyright@iso.org)  
Web [www.iso.org](http://www.iso.org)

Published in Switzerland

# Contents

Page

Foreword .....	iv
Introduction.....	v
<b>1 Scope .....</b>	<b>1</b>
<b>2 Terms and definitions .....</b>	<b>1</b>
<b>3 Description and definition of symbols .....</b>	<b>3</b>
<b>3.1 Symbols.....</b>	<b>3</b>
<b>3.2 Washing.....</b>	<b>5</b>
<b>3.3 Bleaching .....</b>	<b>7</b>
<b>3.4 Drying .....</b>	<b>7</b>
<b>3.5 Ironing and pressing.....</b>	<b>8</b>
<b>3.6 Professional textile care .....</b>	<b>9</b>
<b>4 Application and use of symbols .....</b>	<b>10</b>
<b>4.1 Application of symbols.....</b>	<b>10</b>
<b>4.2 Characteristics and test methods for the selection of appropriate symbols.....</b>	<b>10</b>
<b>4.3 Use of symbols .....</b>	<b>10</b>
<b>Annex A (informative) Characteristics and available test methods for the correct selection of care symbols .....</b>	<b>11</b>
<b>Annex B (informative) Regional and national requirements in care labelling .....</b>	<b>16</b>
<b>Annex C (informative) Examples of additional wording .....</b>	<b>20</b>
<b>Bibliography.....</b>	<b>21</b>

## Foreword

ISO (the International Organization for Standardization) is a worldwide federation of national standards bodies (ISO member bodies). The work of preparing International Standards is normally carried out through ISO technical committees. Each member body interested in a subject for which a technical committee has been established has the right to be represented on that committee. International organizations, governmental and non-governmental, in liaison with ISO, also take part in the work. ISO collaborates closely with the International Electrotechnical Commission (IEC) on all matters of electrotechnical standardization.

International Standards are drafted in accordance with the rules given in the ISO/IEC Directives, Part 2.

The main task of technical committees is to prepare International Standards. Draft International Standards adopted by the technical committees are circulated to the member bodies for voting. Publication as an International Standard requires approval by at least 75 % of the member bodies casting a vote.

Attention is drawn to the possibility that some of the elements of this document may be the subject of patent rights. ISO shall not be held responsible for identifying any or all such patent rights.

ISO 3758 was prepared by Technical Committee ISO/TC 38, *Textiles*, Subcommittee SC 2, *Cleansing, finishing and water resistance tests*.

This third edition cancels and replaces the second edition (ISO 3758:2005), of which definition 2.4.2 **natural drying** was revised. Symbols for natural drying processes were added in the new Table 4 and Annex C of the 2005 edition was deleted. Subclause 4.3 **Use of symbols** was revised as in this edition. The symbols for bleaching in Table 2 have been technically revised and one symbol concerning bleaching has been changed. In Table 6, **Symbols for professional textile care**, a symbol for “do not professional wet clean” was added in this edition. Some editorial changes have also been made.

## Introduction

The variety of fibres, materials and finishes used in the production of textile articles, together with the development of cleansing and care procedures, makes it difficult and often impossible to decide on the appropriate cleansing and care treatment for each article simply by inspecting it. To help those who have to make such a decision (principally the consumer but also launderers and dry cleaners), this code of graphic symbols was established, based on the GINETEX care labelling system, for use in the permanent marking of textile articles with information on their care in use as an International Standard in 1991. In certain countries GINETEX has the intellectual property right of the 5 main symbols specified in this International Standard.

In order to make this code “easily understandable and recognizable” for the consumer world-wide, symbols have been limited as to types and numbers as far as practicable.

The first and second editions of this International Standard published in 1991 and 2005 were a result of a compromise between two requirements: being simple enough to be understood by users in all countries, irrespective of the language they speak, yet providing as much information as possible to prevent irreversible damage being caused during care treatments. This International Standard has been made sufficiently flexible to accommodate the needs of practically all who wish to use it. This has been achieved by providing a sufficiently large selection of care treatments, from which the user may select the most suitable for any particular need.

The revision was necessary to reflect current cleansing practices including technical developments, new bleach systems, and the alternative to conventional dry cleaning using aqueous systems. Furthermore, modifications in the description of care processes have been introduced in order to avoid hindering process development.

The international care label used in this International Standard gives care instructions using a sequence of symbols in the order of five main treatments: washing, bleaching, drying, ironing and professional textile care.

Annex A has been developed to give a description of characteristics and available test methods to ensure the correct selection of care symbols.

Annex B deals with regional and national requirements in care labelling.

When deemed necessary, words may be used as well as the symbols. Examples are included in Annex C.



# Textiles — Care labelling code using symbols

## 1 Scope

This International Standard

- establishes a system of graphic symbols, intended for use in the marking of textile articles, and for providing information on the most severe treatment that does not cause irreversible damage to the article during the textile care process, and
- specifies the use of these symbols in care labelling.

The following domestic treatments are covered: washing, bleaching, drying and ironing. Professional textile care treatments in dry and wet cleaning, but excluding industrial laundering, are also covered. However, it is recognized that information imparted by the domestic symbols will also be of assistance to the professional cleaner and launderer.

NOTE Symbols for industrial laundering can be found in ISO 30023.

This International Standard applies to all textile articles in the form in which they are supplied to the end user.

## 2 Terms and definitions

For the purposes of this document, the following terms and definitions apply.

### 2.1

#### **textile articles**

yarns, piece goods and made-up articles containing at least 80 % by mass textile material

### 2.2

#### **washing**

process designed to clean textile articles in an aqueous bath

NOTE Washing includes all or some of the following operations in relevant combinations:

- soaking, pre-washing and main washing — carried out usually with heating, mechanical action and in the presence of detergents or other products — and rinsing;
- water extraction, i.e. spinning or wringing performed during and/or at the end of the operations mentioned above.

These operations may be carried out by machine or by hand.

### 2.3

#### **bleaching**

process carried out in an aqueous medium before, during or after washing, requiring the use of an oxidizing agent including either chlorine or oxygen/non-chlorine products, for the purpose of improving soil and stain removal and/or improving whiteness

#### 2.3.1

##### **chlorine bleach**

agent that releases hypochlorite ions in solution, e.g. sodium hypochlorite

### 2.3.2

#### **oxygen/non-chlorine bleach**

agent that releases a peroxygen species in solution

NOTE Oxygen bleach products encompass a wide range of different activated and non-activated bleaching species which vary in their activity. A bleach activator is an agent that initiates bleaching to occur at lower washing temperatures.

### 2.4

#### **drying**

process carried out on textile articles after washing to remove residual water (or moisture)

#### 2.4.1

##### **tumble drying**

process carried out on textile articles after washing and hydro-extracting, with the intention of removing residual water by treatment with hot air in a rotating drum

#### 2.4.2

##### **natural drying**

process carried out on a textile article after washing, with the intention of removing residual water by line drying, or drip drying, or flat drying and, if appropriate, combined with drying in the shade

##### 2.4.2.1

###### **line drying**

process carried out on a textile article after washing and hydro-extracting, with the intention of removing residual water by hanging on a line or hanger

##### 2.4.2.2

###### **flat drying**

process carried out on a textile article after washing and hydro-extracting, with the intention of removing residual water by lying horizontal

##### 2.4.2.3

###### **drip line drying**

process carried out on a textile article after washing without hydro-extracting, with the intention of removing residual water by hanging wet articles on a line or hanger

##### 2.4.2.4

###### **drip flat drying**

process carried out on a textile article after washing without hydro-extracting, with the intention of removing residual water by laying wet articles horizontal

### 2.5

#### **ironing and pressing**

process carried out on a textile article to restore its shape and appearance by means of an appropriate appliance using heat, pressure and possibly steam

### 2.6

#### **professional textile care**

professional dry cleaning and professional wet cleaning, excluding industrial laundering

#### 2.6.1

##### **professional dry cleaning**

process for cleaning textile articles by means of treatment in any solvent (excluding water) normally used for dry cleaning by professionals

NOTE This process consists of cleaning, rinsing and spinning. It is followed by appropriate drying and restorative finishing procedures.



**2.6.2****professional wet cleaning**

process for cleaning textile articles in water carried out by professionals using special technology (cleaning, rinsing and spinning), detergents, and additives to minimize adverse effects

NOTE Professional wet cleaning is followed by appropriate drying and restorative finishing procedures.

**3 Description and definition of symbols****3.1 Symbols****3.1.1 General**

Five main symbols and some additional descriptives are provided.

**3.1.2 Main symbols****3.1.2.1 Washing**

For the washing processes, a washtub as shown in Figure 1.



**Figure 1 — Washing, general (Application of ISO 7000 – 3085)**

**3.1.2.2 Bleaching**


For the bleaching processes, a triangle as shown in Figure 2.



**Figure 2 — Bleaching by any agents (Application of ISO 7000 – 3098)**

**3.1.2.3 Drying**

For the drying processes, a square as shown in Figure 3.



**Figure 3**

### 3.1.2.4 Ironing and pressing

For the ironing and pressing processes, a hand-iron shape as shown in Figure 4.

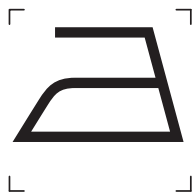


Figure 4 — Ironing, general (Application of ISO 7000 – 3081)

### 3.1.2.5 Professional textile care

For the professional dry cleaning and professional wet cleaning processes, a circle as shown in Figure 5.




Figure 5

### 3.1.3 Additional descriptives

#### 3.1.3.1 Mild treatment

A bar under the symbol means that the treatment should be milder than indicated by the same symbol without a bar, e.g. reduced agitation.



Figure 6

#### 3.1.3.2 Very mild treatment

A double bar under the symbol describes a very mild process, e.g. much reduced agitation.




Figure 7

**3.1.3.3 Temperature of treatment**

The temperature in connection with the symbol in 3.1.2.1 is given as a figure representing degrees Celsius (30, 40, 50, 60, 70 or 95) without the designation “°C”.

Dots are used to define the temperature of the treatment with the symbols for drying (3.1.2.3) and ironing and pressing (3.1.2.4). The definitions of the number of dots in each case are given in Tables 3 and 5 for symbols.


In addition, dots may be used with the washing symbol (3.1.2.1) together with the washing temperatures, in degrees Celsius (°C), to give national information about the temperatures, see Clause B.4.



**Figure 8**

**3.1.3.4 Treatment not permitted**

The St. Andrew's cross superimposed on any of the five main symbols means that the treatment represented by that symbol shall not be permitted.

















**Figure 9**

**3.2 Washing**

The washtub symbolizes the domestic washing treatment (by hand or machine) (see Figure 1). It is used to convey information regarding the maximum washing temperature and the maximum washing process severity, as shown in Table 1.

Table 1 — Symbols for washing processes




Symbol	Washing process	Registration No.
	— maximum washing temperature 95 °C — normal process	Application of ISO 7000 – 3097
	— maximum washing temperature 70 °C — normal process	Application of ISO 7000 – 3096
	— maximum washing temperature 60 °C — normal process	Application of ISO 7000 – 3094
	— maximum washing temperature 60 °C — mild process	Application of ISO 7000 – 3095
	— maximum washing temperature 50 °C — normal process	Application of ISO 7000 – 3092
	— maximum washing temperature 50 °C — mild process	Application of ISO 7000 – 3093
	— maximum washing temperature 40 °C — normal process	Application of ISO 7000 – 3089
	— maximum washing temperature 40 °C — mild process	Application of ISO 7000 – 3090
	— maximum washing temperature 40 °C — very mild process	Application of ISO 7000 – 3091
	— maximum washing temperature 30 °C — normal process	Application of ISO 7000 – 3086
	— maximum washing temperature 30 °C — mild process	Application of ISO 7000 – 3087
	— maximum washing temperature 30 °C — very mild process	Application of ISO 7000 – 3088
	— wash by hand — maximum temperature 40 °C	Application of ISO 7000 – 3125
	— do not wash	Application of ISO 7000 – 3123

NOTE In some countries, dots are used in addition to temperature Celsius (see Annex B).

### 3.3 Bleaching

The triangle symbolizes the bleaching process (see Figure 2 and Table 2).

**Table 2 — Symbols for bleaching**

Symbol	Bleaching process	Registration No.
	— any bleaching agent allowed	Application of ISO 7000 – 3098
	— only oxygen/non-chlorine bleach allowed	Application of ISO 7000 – 3099
	— do not bleach	Application of ISO 7000 – 3124

### 3.4 Drying




#### 3.4.1 General

The square symbolizes the drying process (see Figure 3 and Tables 3 and 4).

#### 3.4.2 Tumble drying

The circle in a square symbolizes tumble drying after a washing process, with the maximum temperature setting being indicated by the use of one or two dots placed within the symbol, as shown in Table 3.









**Table 3 — Symbols for tumble drying**

Symbol	Tumble drying process	Registration No.
	— tumble drying possible — normal temperature; exhaust temperature max. 80 °C	Application of ISO 7000 – 3108
	— tumble drying possible — low temperature; exhaust temperature max. 60 °C	Application of ISO 7000 – 3107
	— do not tumble dry	Application of ISO 7000 – 3109

### 3.4.3 Natural drying

The line(s) inside a square symbolize(s) natural drying after a washing process (see Table 4).





**Table 4 — Symbols for natural drying process**

Natural drying process		Natural drying process in the shade	
Symbol	Description Registration No.	Symbol	Description Registration No.
	— line drying Application of ISO 7000 – 3103		— line drying in the shade Application of ISO 7000 – 3104
	— drip line drying Application of ISO 7000 – 3105		— drip line drying in the shade Application of ISO 7000 – 3106
	— flat drying Application of ISO 7000 – 3080		— flat drying in the shade Application of ISO 7000 – 3100
	— drip flat drying Application of ISO 7000 – 3101		— drip flat drying in the shade Application of ISO 7000 – 3102

### 3.5 Ironing and pressing

The iron symbolizes the domestic ironing and pressing process, with or without steam (see Figure 4), maximum temperature levels being indicated by one, two or three dots placed within the symbol as shown in Table 5.










**Table 5 — Symbols for ironing**

Symbol	Ironing process	Registration No.
	— iron at maximum sole-plate temperature of 200 °C	Application of ISO 7000 – 3112
	— iron at maximum sole-plate temperature of 150 °C	Application of ISO 7000 – 3111
	— iron at maximum sole-plate temperature of 110 °C without steam — steam ironing may cause irreversible damage	Application of ISO 7000 – 3110
	— do not iron	Application of ISO 7000 – 3113

### 3.6 Professional textile care

The circle (see Figure 5) symbolizes the dry cleaning and wet cleaning process for textile articles (excluding genuine leather and furs) carried out by professionals. It provides information relative to different cleaning processes described in Table 6.

**Table 6 — Symbols for professional textile care**

Textile care process		
Symbol	Dry cleaning process	Registration No.
	— professional dry cleaning in tetrachloroethene and all solvents listed for the symbol F — normal process	Application of ISO 7000 – 3117
	— professional dry cleaning in tetrachloroethene and all solvents listed for the symbol F — mild process	Application of ISO 7000 – 3118
	— professional dry cleaning in hydrocarbons (distillation temperature between 150 °C and 210 °C, flash point between 38 °C and 70 °C) — normal process	Application of ISO 7000 – 3115
	— professional dry cleaning in hydrocarbons (distillation temperature between 150 °C and 210 °C, flash point between 38 °C and 70 °C) — mild process	Application of ISO 7000 – 3116
	— do not dry clean	Application of ISO 7000 – 3114
Textile care process		
Symbol	Wet cleaning process	Registration No.
	— professional wet cleaning — normal process	Application of ISO 7000 – 3119
	— professional wet cleaning — mild process	Application of ISO 7000 – 3120
	— professional wet cleaning — very mild process	Application of ISO 7000 – 3121
	— do not professional wet clean	Application of ISO 7000 – 3122

## 4 Application and use of symbols

### 4.1 Application of symbols

The symbols defined in Clause 3 shall, when possible, be placed either directly on the article or directly on the label. Where this is not possible, it is sufficient to indicate the care instructions on the packaging only.

Labels shall be made of suitable material with resistance to the care treatment indicated on the label at least equal to that of the article on which they are placed.

Label and symbols shall be large enough for the symbols to be easy to read and remain readable throughout the lifetime of the article.

Labels shall be permanently affixed to the textile material, in such a way that they can be easily located and read by the consumer and that no part of the symbols is hidden.

### 4.2 Characteristics and test methods for the selection of appropriate symbols

The relevant characteristics and the respective test procedures are laid down in Annex A (informative).

### 4.3 Use of symbols

The symbols shall appear in the order washing, bleaching, drying, ironing and professional textile care.

If more than one drying symbol or more than one professional textile care symbol is needed, they shall appear in the order washing, bleaching, tumble drying, natural drying, ironing, professional dry cleaning and professional wet cleaning.

If no information is given on any of the main five symbols described by this International Standard, then any care treatment covered by that symbol can be used.

The treatments represented by the symbols apply to the whole of the textile article, unless otherwise specified.

See also Annex B.



## **Annex A** (informative)

### **Characteristics and available test methods for the correct selection of care symbols**

#### **A.1 General**

##### **A.1.1 Characteristics**

Characteristics are important for the usability of textile articles which may be influenced in a negative way by care treatments.

It is recommended that information on the performance of textile articles and their components with respect to cleaning treatments be obtained before selecting care labels.

##### **A.1.2 Test methods**

###### **A.1.2.1 Laboratory methods**

These are test methods using laboratory devices which simulate procedures in practice.

###### **A.1.2.2 Machine (full-scale) methods**

These are test methods applying standardized procedures similar to those used in practice.

###### **A.1.2.3 Sensory assessment**

Sensory assessment is an evaluation method which uses human senses only.

#### **A.2 Characteristics**

##### **A.2.1 Characteristics tested by laboratory methods**

- Colour fastness. The general principles of testing are laid down in ISO 105-A01. The scales for assessing the change in colour and staining are specified in ISO 105-A02 and ISO 105-A03, respectively.

##### **A.2.2 Characteristics tested by full-scale methods**

- Performance when washing, tumble drying, and of professional care treatment. The relevant attributes may be determined by standardized test methods or sensory assessment.

The relevant characteristics are listed in Table A.1, Column 1.

### A.3 Test methods














A summary overview of the respective test methods is given in Table A.1, Column 3. Details of the laboratory and machine methods are given in Tables A.2 to A.7 for the standardized care symbols.

Other characteristics may be taken into account according to the materials, structure and application of the articles.

**Table A.1 — Characteristics, test methods and evaluation methods**



Characteristics	Test methods	Evaluation methods
Colour fastness (see Tables A.2, A.3, A.5, A.6, A.7 )	Laboratory methods	ISO 105-A01, ISO 105-A02, and ISO 105-A03
Dimensional change	Full-scale methods Washing, tumble drying: ISO 6330; Dry cleaning: ISO 3175-2 and ISO 3175-3; Wet cleaning: ISO 3175-4	ISO 3759, ISO 5077
Appearance of seams		ISO 7770 ISO 15487
Retention of permanent creases		ISO 7769 ISO 15487
Smoothness appearance		ISO 7768 ISO 15487
Surface		ISO 12947-4 ISO 15487
Pilling and fuzzing		ISO 12945-1 or ISO 12945-2
Flock loss		—
Fuzziness of velvets and synthetic furs		—
Hardening of coated fabrics		—
Delamination of coated and laminated fabrics		ISO 2411
Separation of fusible interlining		—
Hand modifications		—
Yarn slippage, fraying of seams		ISO 13936-1, ISO 13936-2 and ISO 13936-3

Table A.2 — Washing



Symbol	Full-scale method		Colour fastness laboratory method
	reference	washing conditions	
	ISO 6330	Normal agitation at 92 °C <sup>a</sup>	ISO 105-C06 and/or ISO 105-C08
	ISO 6330	Normal agitation at 70 °C	ISO 105-C06 and/or ISO 105-C08
	ISO 6330	Normal agitation at 60 °C	ISO 105-C06 and/or ISO 105-C08
	ISO 6330	Mild agitation at 60 °C	ISO 105-C06 and/or ISO 105-C08
	ISO 6330	Normal agitation at 50 °C	ISO 105-C06 and/or ISO 105-C08
	ISO 6330	Mild agitation at 50 °C	ISO 105-C06 and/or ISO 105-C08
	ISO 6330	Normal agitation at 40 °C	ISO 105-C06 and/or ISO 105-C08
	ISO 6330	Mild agitation at 40 °C	ISO 105-C06 and/or ISO 105-C08
	ISO 6330	Gentle agitation at 40 °C	ISO 105-C06 and/or ISO 105-C08
	ISO 6330	Normal agitation at 30 °C	ISO 105-C06, Test number A1S or A2S
	ISO 6330	Mild agitation at 30 °C	ISO 105-C06, Test number A1S or A2S (without steel balls)
	ISO 6330	Gentle agitation at 30 °C	ISO 105-C06, Test number A1S or A2S (without steel balls)
	ISO 6330	Gentle agitation by hand at 40 °C	ISO 105-C06, Test number A1S or A2S (without steel balls)

<sup>a</sup> Washing machine limitation.









Table A.3 — Bleaching

Symbol	Full-scale method	Colour fastness laboratory method
	ISO 6330	ISO 105-N01
	ISO 6330	ISO 105-C09

**Table A.4 — Tumble drying**

Symbol	Full-scale method
	ISO 6330
	ISO 6330

**Table A.5 — Natural drying**

Symbol	Full-scale method	Colour fastness laboratory method
	ISO 6330	ISO 105-B02
	ISO 6330	ISO 105-B02
	ISO 6330	ISO 105-B02
	ISO 6330	ISO 105-B02
	ISO 6330	ISO 105-B02
	ISO 6330	ISO 105-B02
	ISO 6330	ISO 105-B02
	ISO 6330	ISO 105-B02

© ISO 2012 – All rights reserved

Table A.6 — Ironing











Symbol	Test method	Colour fastness method	Staining/change in colour		
			dry	damp	wet
	At the moment no method exists	ISO 105-X11 (200 °C)	a	a	a
	At the moment no method exists	ISO 105-X11 (150 °C)	a	a	a
	At the moment no method exists	ISO 105-X11 (110 °C)	a	b	b
<p><sup>a</sup> Should be tested.</p> <p><sup>b</sup> No test needed.</p>					

Table A.7 — Professional textile care

Symbol	Full-scale method	Colour fastness laboratory method <sup>a</sup>
<b>A.7.1 Dry cleaning process</b>		
	ISO 3175-2	ISO 105-D01
	ISO 3175-2	ISO 105-D01
	ISO 3175-3	ISO 105-D01, method to be modified to use appropriate solvent
	ISO 3175-3	ISO 105-D01, method to be modified to use appropriate solvent
<b>A.7.2 Wet cleaning process</b>		
	ISO 3175-4	ISO 105-C06, Test number A1S
	ISO 3175-4	ISO 105-C06, Test number A1S
	ISO 3175-4	ISO 105-C06, Test number A1S
<p><sup>a</sup> Other tests that might be useful to evaluate possible dye transfer or colour fastness problems are ISO 105-D02 (fastness to rubbing — organic solvents) for dry cleaning and ISO 105-X12 (fastness to rubbing — wet) for wet cleaning.</p>		

The basic principles of evaluation and the characteristics to be checked are listed in ISO 3175-1. Information on fibre content is also needed to select and interpret bars used with professional textile care symbols.

## Annex B (informative)

### Regional and national requirements in care labelling

#### B.1 General

In certain countries, there are regulations or specific requirements related to care labelling and certain care symbols. The following is information related to these requirements as examples in the GINETEX countries, Japan and in the United States of America. For other countries, ask and contact the national standard bodies concerned, or use their websites to confirm the specific requirements in those countries.

#### B.2 Requirements in the GINETEX countries

GINETEX (International Association for Textile Care Labelling), has developed the system of language-independent symbols. The symbols are registered in many countries as international trademarks. They are registered at WIPO (World Intellectual Property Organization) in Geneva (notably under No. 2R211 247, No. 461 470, No. 492 423, No. 849 319 and No. 849 320 — non-exhaustive list). GINETEX, while safeguarding their trademark rights as such, including their economic use, agreed that ISO use the system and embody it in an International Standard. In GINETEX countries at least five symbols for washing, bleaching, tumble drying, ironing, and professional textile care shall be used. The agreement between GINETEX and ISO that sets out the principles concerning the use of the symbols is available at <http://standards.iso.org/iso/3758/>. For further information regarding the use of the symbols, see the website: [www.ginetex.net](http://www.ginetex.net).

#### B.3 Requirements in Japan

According to Japanese law and regulations, the use of natural drying symbols is mandatory.

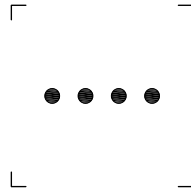
#### B.4 Requirements in the United States

**B.4.1** In the United States of America, when reporting care instructions on a label in symbols only, dots must be used to report wash-water temperatures (see Table B.1). The wash-water temperature may be reported also in degrees Celsius. One or two methods of care may be reported: washing (wash, bleach, dry, and iron) or professional textile care (dry cleaning), or both washing and professional textile care (dry cleaning). Regarding the use of symbols for the natural drying process, the symbols of the mentioned ASTM document in FTC rules may be used (see Table B.2). For further information, see the web site [www.ftc.gov](http://www.ftc.gov).

In the United States of America, recommendations on the care label are required to be supported by reliable evidence. This includes a warning against using a particular procedure. For example, if a manufacturer uses the St. Andrew's cross to indicate that a garment cannot be washed, the manufacturer is required to have reliable evidence that the garment will be damaged if it is washed.

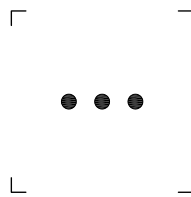
**B.4.2** Descriptions and definitions of dot symbols for defining temperature in connection with the washing symbol are as follows:

**B.4.2.1** Very hot temperature, maximum 60 °C.



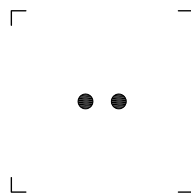
**Figure B.1**

**B.4.2.2** Hot temperature, maximum 50 °C.



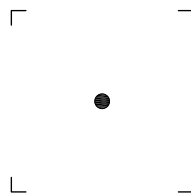
**Figure B.2**

**B.4.2.3** Warm temperature, maximum 40 °C.



**Figure B.3**

**B.4.2.4** Cool or cold temperature, maximum 30 °C, minimum 20 °C.



**Figure B.4**

**Table B.1 — Symbols with dots for washing processes used in the USA**

















Symbol	Washing process	Registration No.
	— maximum washing temperature 60 °C — normal process	Application of ISO 7000 – 3094
	— maximum washing temperature 60 °C — mild process	Application of ISO 7000 – 3095
	— maximum washing temperature 50 °C — normal process	Application of ISO 7000 – 3092
	— maximum washing temperature 50 °C — mild process	Application of ISO 7000 – 3093
	— maximum washing temperature 40 °C — normal process	Application of ISO 7000 – 3089
	— maximum washing temperature 40 °C — mild process	Application of ISO 7000 – 3090
	— maximum washing temperature 40 °C — very mild process	Application of ISO 7000 – 3091
	— maximum washing temperature 30 °C — normal process	Application of ISO 7000 – 3086
	— maximum washing temperature 30 °C — mild process	Application of ISO 7000 – 3087
	— maximum washing temperature 30 °C — very mild process	Application of ISO 7000 – 3088



Table B.2 — Symbols for natural drying used in the USA

Symbol	Natural drying	Registration No.
	— line drying	Under registration
	— drip drying	Under registration
	— flat drying	Application of ISO 7000 – 3080
	— line drying in the shade	Under registration
	— drip drying in the shade	Under registration
	— drying flat in the shade	Under registration

## Annex C (informative)

### Examples of additional wording

#### C.1 General

Additional wording is additional care information that may accompany the symbolized care instructions and is necessary for the refurbishment of textile articles without harm to the product or others being cleaned with it, allowing ordinary use of the textile item.

#### C.2 Examples of additional wording

Additional wording commonly used is listed in Table C.1.

The use of other additional words may be necessary when any part of the prescribed regular care procedure, which the consumer or professional cleaner could reasonably be expected to use, would harm the product or others being cleaned with it.

The number of additional words in the label should be kept to a minimum.

**Table C.1 — Examples of additional wording**

<ul style="list-style-type: none"> <li>— remove ... before washing</li> <li>— wash separately</li> <li>— wash with like colours</li> <li>— wash before use</li> <li>— wash inside out</li> <li>— do not wring or twist</li> <li>— damp wipe only</li> <li>— do not add fabric conditioner</li> <li>— remove promptly</li> <li>— iron reverse side only</li> <li>— do not iron decoration</li> </ul>	<ul style="list-style-type: none"> <li>— use press-cloth</li> <li>— no optical brighteners</li> <li>— use wash-net</li> <li>— do not steam iron</li> <li>— steam only</li> <li>— do not soak</li> <li>— steam iron recommended</li> <li>— dry away from direct heat</li> <li>— reshape whilst damp</li> <li>— reshape and dry flat</li> <li>— iron on a cloth to prevent glazing or yellowing</li> </ul>
---	--

## Bibliography

- [1] ISO 105-A01, *Textiles — Tests for colour fastness — Part A01: General principles of testing*
- [2] ISO 105-A02, *Textiles — Tests for colour fastness — Part A02: Grey scale for assessing change in colour*
- [3] ISO 105-A03, *Textiles — Tests for colour fastness — Part A03: Grey scale for assessing staining*
- [4] ISO 105-B02, *Textiles — Tests for colour fastness — Part B02: Colour fastness to artificial light: Xenon arc fading lamp test*
- [5] ISO 105-C06, *Textiles — Tests for colour fastness — Part C06: Colour fastness to domestic and commercial laundering*
- [6] ISO 105-C08, *Textiles — Tests for colour fastness — Part C08: Colour fastness to domestic and commercial laundering using a non-phosphate reference detergent incorporating a low temperature bleach activator*
- [7] ISO 105-C09, *Textiles — Tests for colour fastness — Part C09: Colour fastness to domestic and commercial laundering — Oxidative bleach response using a non-phosphate reference detergent incorporating a low temperature bleach activator*
- [8] ISO 105-D01, *Textiles — Tests for colour fastness — Part D01: Colour fastness to drycleaning using perchloroethylene solvent*
- [9] ISO 105-D02, *Textiles — Tests for colour fastness — Part D02: Colour fastness to rubbing: Organic solvents*
- [10] ISO 105-E01, *Textiles — Tests for colour fastness — Part E01: Colour fastness to water*
- [11] ISO 105-N01, *Textiles — Tests for colour fastness — Part N01: Colour fastness to bleaching: Hypochlorite*
- [12] ISO 105-X11, *Textiles — Tests for colour fastness — Part X11: Colour fastness to hot pressing*
- [13] ISO 105-X12, *Textiles — Tests for colour fastness — Part X12: Colour fastness to rubbing*
- [14] ISO 2411, *Rubber- or plastics-coated fabrics — Determination of coating adhesion*
- [15] ISO 3175-1, *Textiles — Professional care, drycleaning and wetcleaning of fabrics and garments — Part 1: Assessment of performance after cleaning and finishing*
- [16] ISO 3175-2, *Textiles — Professional care, drycleaning and wetcleaning of fabrics and garments — Part 2: Procedure for testing performance when cleaning and finishing using tetrachloroethene*
- [17] ISO 3175-3, *Textiles — Professional care, drycleaning and wetcleaning of fabrics and garments — Part 3: Procedure for testing performance when cleaning and finishing using hydrocarbon solvents*
- [18] ISO 3175-4, *Textiles — Professional care, drycleaning and wetcleaning of fabrics and garments — Part 4: Procedure for testing performance when cleaning and finishing using simulated wetcleaning*
- [19] ISO 3759, *Textiles — Preparation, marking and measuring of fabric specimens and garments in tests for determination of dimensional change*
- [20] ISO 5077, *Textiles — Determination of dimensional change in washing and drying*

- [21] ISO 6330, *Textiles — Domestic washing and drying procedures for textile testing*
- [22] ISO 7000, *Graphical symbols for use on equipment — Registered symbols*<sup>1)</sup>
- [23] ISO 7768, *Textiles — Test method for assessing the smoothness appearance of fabrics after cleansing*
- [24] ISO 7769, *Textiles — Test method for assessing the appearance of creases in fabrics after cleansing*
- [25] ISO 7770, *Textiles — Test method for assessing the smoothness appearance of seams in fabrics after cleansing*
- [26] ISO 12945-1, *Textiles — Determination of fabric propensity to surface fuzzing and to pilling — Part 1: Pilling box method*
- [27] ISO 12945-2, *Textiles — Determination of fabric propensity to surface fuzzing and to pilling — Part 2: Modified Martindale method*
- [28] ISO 12947-4, *Textiles — Determination of the abrasion resistance of fabrics by the Martindale method — Part 4: Assessment of appearance change*
- [29] ISO 13936-1, *Textiles — Determination of the slippage resistance of yarns at a seam in woven fabrics — Part 1: Fixed seam opening method*
- [30] ISO 13936-2, *Textiles — Determination of the slippage resistance of yarns at a seam in woven fabrics — Part 2: Fixed load method*
- [31] ISO 13936-3, *Textiles — Determination of the slippage resistance of yarns at a seam in woven fabrics — Part 3: Needle clamp method*
- [32] ISO 15487, *Textiles — Method for assessing appearance of apparel and other textile end products after domestic washing and drying*
- [33] ISO 30023, *Textiles — Qualification symbols for labelling workwear to be industrially laundered*
- [34] IEC 60311, *Electric irons for household or similar use — Methods for measuring performance*
- [35] ASTM D5489-07, *Standard Guide for Care Symbols for Care Instructions on Textile Products*

---

1) The graphical symbol collections of ISO 7000, ISO 7001 and ISO 7010 are also available on line in the ISO web store. For more information, consult [http://www.iso.org/iso/fr/publications\\_and\\_e-products/databases.htm](http://www.iso.org/iso/fr/publications_and_e-products/databases.htm).



---

---

**ICS 59.080.01**

Price based on 22 pages