

International Standard **ISO** 3635



ORIGINAL

INTERNATIONAL ORGANIZATION FOR STANDARDIZATION • МЕЖДУНАРОДНАЯ ОРГАНИЗАЦИЯ ПО СТАНДАРТИЗАЦИИ • ORGANISATION INTERNATIONALE DE NORMALISATION

CONTROLLED

Size designation of clothes — Definitions and body measurement procedure

Désignation des tailles de vêtements — Définitions et procédés de mesurage du corps

Third edition — 1981-08-01

POLYTECHNIC LIBRARY
Reserve Collection

UDC 687.1/.3 : 572.087 : 003.62

Ref. No. ISO 3635-1981 (E)

Descriptors : textiles, clothing, garments, measurement, dimensions, designation, definitions, position (location).

Price based on 5 pages

280881

ORIGINAL

Inchcape Testing Services
« COPY »

ORIGINAL

CONTROLLED

Foreword

ISO (the International Organization for Standardization) is a worldwide federation of national standards institutes (ISO member bodies). The work of developing International Standards is carried out through ISO technical committees. Every member interested in a subject for which a technical committee has been set up has the right to be represented on that committee. International organizations, governmental and non-governmental, in liaison with ISO, also take part in the work.

Draft International Standards adopted by the technical committees are circulated to the member bodies for approval before their acceptance as International Standards by the ISO Council.

International Standard ISO 3635 was developed by Technical Committee ISO/TC 133, *Sizing systems and designations for clothes*.

This third edition was submitted directly to the ISO Council, in accordance with clause 5.10.1 of part 1 of the Directives for the technical work of ISO. It cancels and replaces the second edition (i.e. ISO 3635-1979), which resulted from the incorporation in the first edition of draft Addendum 1. It has been approved by the member bodies of the following countries :

Australia	Hungary	Romania
Brazil	India	South Africa, Rep. of
Bulgaria	Iran	Spain
Canada	Israel	Sweden
Chile	Italy	Switzerland
Czechoslovakia	Korea, Rep. of	Turkey
Denmark	Mexico	USA
Finland	Netherlands	USSR
France	New Zealand	Yugoslavia
Germany, F. R.	Poland	

The member bodies of the following countries expressed disapproval of the document on technical grounds :

Japan
United Kingdom

ORIGINAL

POLYTECHNIC LIBRARY

INTERNATIONAL STANDARD

Reserve Collection

ISO 3635-1981 (E)

ORIGINAL

Inchcape Test
CORP

CONTROLLED

Size designation of clothes — Definitions and body measurement procedure

0 Introduction

In the size designation of clothes, certain measurements have been so prescribed that, when taken in accordance with a standard procedure using standard terms and definitions, they will define a body size. This body size is shown on the label, on the swing ticket, or on both, so that the correct selection of a garment may be made according to the appropriate personal measurements, irrespective of current fashion or garment style.

This International Standard is intended as a reference document to be consulted in conjunction with the International Standard for the size designation of clothes applicable to the garment under consideration.

1 Scope and field of application

This International Standard defines body dimensions and specifies a standard procedure for measuring the body.

2 Definitions

For the purposes of this International Standard, the following definitions shall apply :

2.1 control dimensions : Those body measurements, in centimetres¹⁾, on which a sizing system is built, and that are used to assign an appropriately sized garment to a wearer.

2.2 standard pictogram : A pictorial symbol used to indicate the position on the body of the relevant control dimensions.

2.3 modified pictogram : A standard pictogram on which the position of the breasts is shown by two inverted arcs to indicate the position of the underbust girth control dimension.

NOTES

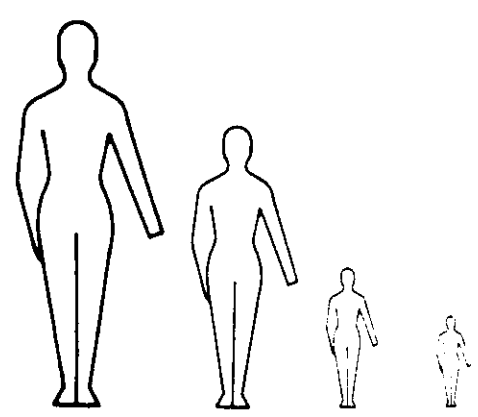
1 The standard pictogram and the modified pictogram are shown below in their basic forms, i.e. without the numerals used for labelling.

For uniformity of presentation, girth measurements should be shown on the left-hand side and length measurements on the right-hand side of pictograms.


2 The minimum size of the pictogram is not specified but it should be large enough to convey immediate understanding and to allow the use of readily legible numerals.

3 The recommended type for use on pictograms is UNIVERS No. U-59, as used in the relevant size designation International Standards.

Standard pictogram



Modified pictogram



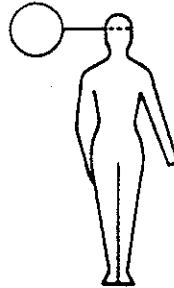
¹⁾ In the case of pantyhose, body mass (kg) is used as one of the control dimensions.

Definition

Pictogram

Measuring position

2.4 head girth : The maximum horizontal girth of the head measured above the ears.

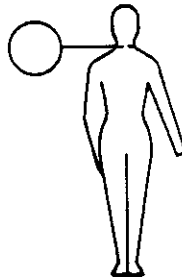


ORIGINAL

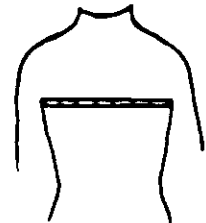
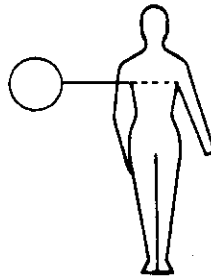


CONTROLLED

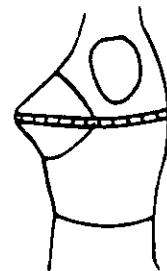
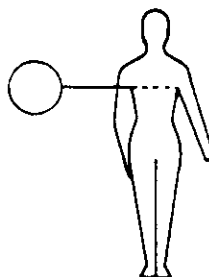
2.5 neck girth : The girth of the neck measured with the tape-measure passed 2 cm below the Adam's apple and at the level of the 7th cervical vertebra.



2.6 chest girth : The maximum horizontal girth measured during normal breathing with the subject standing erect and the tape-measure passed over the shoulder blades (scapulae), under the armpits (axillae), and across the chest.



2.7 bust girth : The maximum horizontal girth measured during normal breathing with the subject standing erect and the tape-measure passed over the shoulder blades (scapulae), under the armpits (axillae), and across the bust prominence.




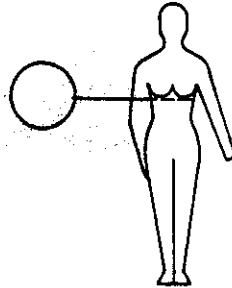
Inchcape Test
COPY

Definition

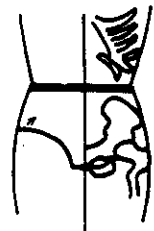
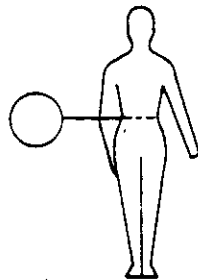
Pictogram

Measuring position

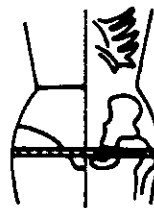
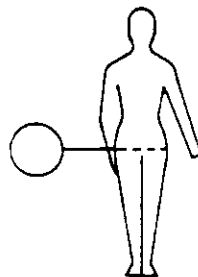
2.8 underbust girth : The horizontal girth of the body just below the breasts.



2.9 waist girth : The girth of the natural waist-line between the top of the hip bones (iliac crests) and the lower ribs, measured with the subject breathing normally and standing erect with the abdomen relaxed.



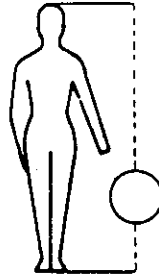
2.10 hip girth : The horizontal girth measured round the buttocks at the level of maximum circumference.



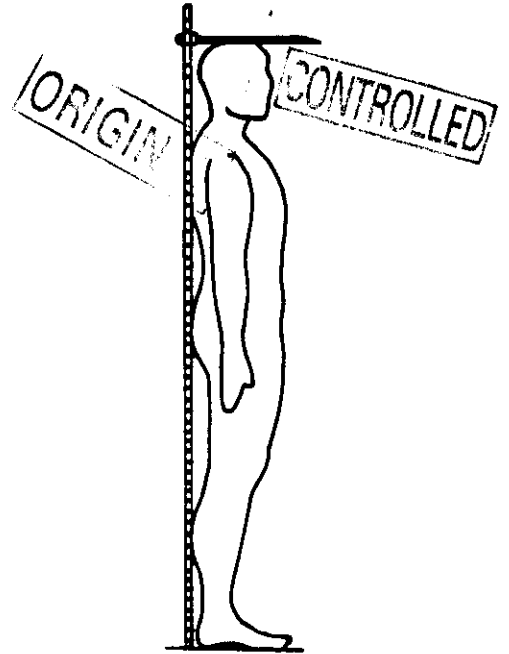
Definition

2.11 height (subjects other than infants) : The vertical distance between the crown of the head and the soles of the feet, measured with the subject standing erect without shoes and with the feet together.

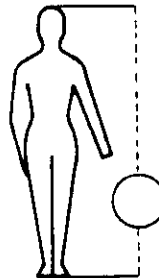
Pictogram



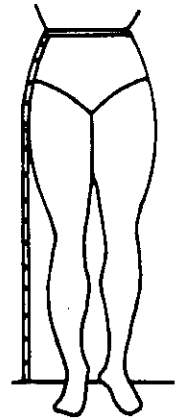
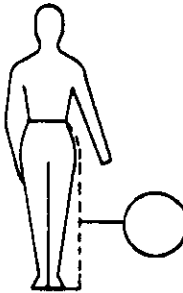
Measuring position



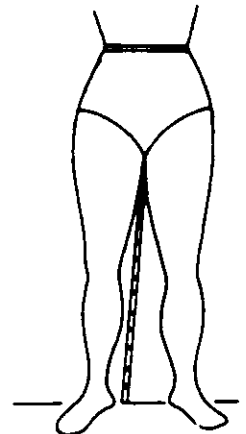
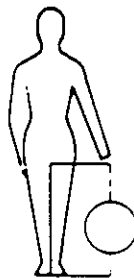
2.12 height (infants, not yet able to stand upright) : The length of the body measured in a straight line from the crown of the head to the soles of the feet.



2.13 outside leg length : The distance from the waist to the ground, measured with the tape-measure following the contour of the hip.



2.14 inside leg length : The distance between the crotch and the soles of the feet, measured in a straight line with the subject erect, feet slightly apart, and the weight of the body equally distributed on both legs.



Indicate
: << 00

Definition

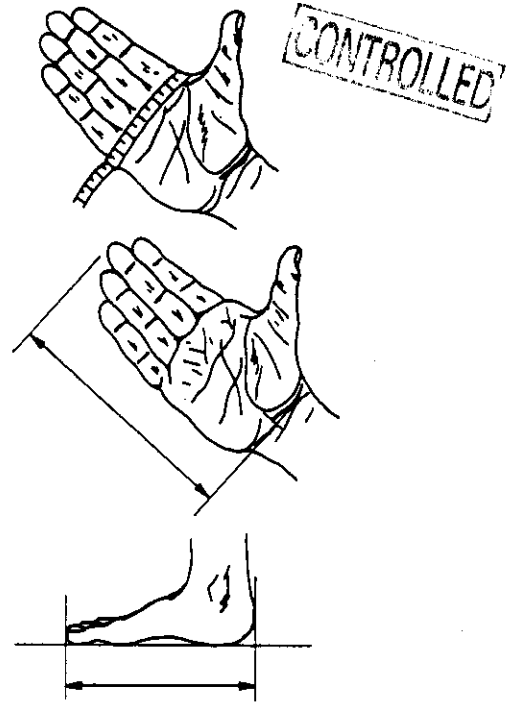
2.15 hand girth : The maximum girth over the knuckles (metacarpals) of the open right hand, fingers together and thumb excluded.

2.16 hand length : The distance, measured with the lower arm in line with the open hand, with fingers together and thumb extended, between the first crease at the base of the right hand and the tip of the middle finger.

2.17 foot length : The horizontal distance between perpendiculars in contact with the end of the most prominent toe and the most prominent part of the heel, measured with the subject standing barefoot and the weight of the body equally distributed on both feet.

NOTE — Attention is drawn to the fact that according to ISO 2816 for the fitting of boots or shoes, foot length and width are measured in millimeters with the subject wearing hose appropriate to the type of boot or shoe.

Measuring position



3 Measurement of body dimensions

3.1 Apparatus

3.1.1 Measuring stand (anthropometer, somatometer), consisting essentially of a rule, graduated in centimetres, vertically mounted and with a movable arm (cursor).

3.1.2 Dimensionally stable tape-measure, of width approximately 15 mm and accurately graduated in centimetres.

3.2 Procedure

If practicable, measure the body in the unclothed state. If this is impracticable (for example, if measurements are made at the point of sale), ensure that the measurements are taken over as few clothes as possible and that these garments do not seriously affect the body shape or interfere with the taking of

accurate measurements. When determining bust girth, measure over an unpadded brassiere that fits exactly, is of thin material, and does not contain metal or other supports.

Use the measuring stand (3.1.1) to measure the height of all persons other than infants not yet able to stand upright.

Use the tape-measure (3.1.2) to measure all other dimensions as well as the height of infants not yet able to stand upright. Apply moderate tension to the tape-measure (but ensure that the body is not constricted by the tape) and take each measurement "rounded up" to the next centimetre.

Take measurements of all the control dimensions specified in the International Standard for the size designation of the garment concerned.

NOTE — Other methods of measuring the body, such as biostereometry and photogrammetry, may be used, provided they are at least as accurate as the method prescribed.

POLYTECHNIC LIBRARY
Reserve Collection