
Mechanical properties of corrosion-resistant stainless steel fasteners —

Part 3:

Set screws and similar fasteners not under tensile stress

Caractéristiques mécaniques des éléments de fixation en acier inoxydable résistant à la corrosion —

Partie 3: Vis sans tête et éléments de fixation similaires non soumis à des contraintes de traction



PDF disclaimer

This PDF file may contain embedded typefaces. In accordance with Adobe's licensing policy, this file may be printed or viewed but shall not be edited unless the typefaces which are embedded are licensed to and installed on the computer performing the editing. In downloading this file, parties accept therein the responsibility of not infringing Adobe's licensing policy. The ISO Central Secretariat accepts no liability in this area.

Adobe is a trademark of Adobe Systems Incorporated.

Details of the software products used to create this PDF file can be found in the General Info relative to the file; the PDF-creation parameters were optimized for printing. Every care has been taken to ensure that the file is suitable for use by ISO member bodies. In the unlikely event that a problem relating to it is found, please inform the Central Secretariat at the address given below.



COPYRIGHT PROTECTED DOCUMENT

© ISO 2009

All rights reserved. Unless otherwise specified, no part of this publication may be reproduced or utilized in any form or by any means, electronic or mechanical, including photocopying and microfilm, without permission in writing from either ISO at the address below or ISO's member body in the country of the requester.

ISO copyright office
Case postale 56 • CH-1211 Geneva 20
Tel. + 41 22 749 01 11
Fax + 41 22 749 09 47
E-mail copyright@iso.org
Web www.iso.org

Published in Switzerland

Contents

Page

Foreword	iv
Introduction.....	v
1 Scope	1
2 Normative references	1
3 Designation, marking and finish	2
3.1 Designation	2
3.2 Marking	3
3.3 Finish	4
4 Chemical composition	4
5 Mechanical properties.....	5
5.1 General	5
5.2 Proof torque of hexagon socket set screws.....	5
5.3 Hardness	6
6 Test methods	6
6.1 Proof torque test for hexagon socket set screws.....	6
6.2 Hardness test HB, HRB or HV for set screws.....	7
Annex A (normative) Description of the groups and grades of stainless steels	8
Annex B (informative) Austenitic stainless steel composition specifications	11
Annex C (informative) Austenitic stainless steels for cold heading and extruding.....	13
Annex D (informative) Time-temperature diagram of intergranular corrosion in austenitic stainless steels, grade A2 (18/8 steels).....	15
Annex E (informative) Magnetic properties for austenitic stainless steels	16
Bibliography.....	17

Foreword

ISO (the International Organization for Standardization) is a worldwide federation of national standards bodies (ISO member bodies). The work of preparing International Standards is normally carried out through ISO technical committees. Each member body interested in a subject for which a technical committee has been established has the right to be represented on that committee. International organizations, governmental and non-governmental, in liaison with ISO, also take part in the work. ISO collaborates closely with the International Electrotechnical Commission (IEC) on all matters of electrotechnical standardization.

International Standards are drafted in accordance with the rules given in the ISO/IEC Directives, Part 2.

The main task of technical committees is to prepare International Standards. Draft International Standards adopted by the technical committees are circulated to the member bodies for voting. Publication as an International Standard requires approval by at least 75 % of the member bodies casting a vote.

Attention is drawn to the possibility that some of the elements of this document may be the subject of patent rights. ISO shall not be held responsible for identifying any or all such patent rights.

ISO 3506-3 was prepared by Technical Committee ISO/TC 2, *Fasteners*, Subcommittee SC 1, *Mechanical properties of fasteners*.

This second edition cancels and replaces the first edition (ISO 3506-3:1997), which has been technically revised.

ISO 3506 consists of the following parts, under the general title *Mechanical properties of corrosion-resistant stainless steel fasteners*:

- *Part 1: Bolts, screws and studs*
- *Part 2: Nuts*
- *Part 3: Set screws and similar fasteners not under tensile stress*
- *Part 4: Tapping screws*

Introduction

In the preparation of this part of ISO 3506, special attention has been given to the fundamentally different property characteristics of the stainless steel fastener grades compared with those of carbon steel and low-alloy steel fasteners. Austenitic stainless steels are strengthened only by cold working and consequently the components do not have as homogeneous local material properties as hardened and tempered parts. These special features have been recognized in the elaboration of the hardness classes and the test procedures for mechanical properties.

Mechanical properties of corrosion-resistant stainless steel fasteners —

Part 3: Set screws and similar fasteners not under tensile stress

1 Scope

This part of ISO 3506 specifies the mechanical properties of set screws and similar fasteners not under tensile stress made of austenitic stainless steel, when tested over an ambient temperature range of 10 °C to 35 °C. Properties vary at higher or lower temperatures.

This part of ISO 3506 applies to set screws and similar fasteners:

- with nominal thread diameter $1,6 \text{ mm} \leq d \leq 24 \text{ mm}$;
- of triangular ISO metric threads with diameters and pitches in accordance with ISO 68-1, ISO 261 and ISO 262;
- of any shape.

It does not apply to screws with special properties, such as weldability.

NOTE The designation system of this part of ISO 3506 can be used for sizes outside the limits given in this clause (e.g. $d > 24 \text{ mm}$), provided that all applicable mechanical and physical requirements of the hardness classes are met.

This part of ISO 3506 does not define corrosion or oxidation resistance in particular environments.

The aim of this part of ISO 3506 is the classification of corrosion-resistant stainless steel fasteners into hardness classes.

Corrosion and oxidation performances and mechanical properties for use at elevated or sub-zero temperatures can be agreed on between the user and the manufacturer in each particular case. Annex D shows how the risk of intergranular corrosion at elevated temperatures depends on the carbon content.

All austenitic stainless steel fasteners are normally non-magnetic in the annealed condition; after cold working, some magnetic properties can be evident (see Annex E).

2 Normative references

The following referenced documents are indispensable for the application of this document. For dated references, only the edition cited applies. For undated references, the latest edition of the referenced document (including any amendments) applies.

ISO 68-1, *ISO general purpose screw threads — Basic profile — Part 1: Metric screw threads*

ISO 261, *ISO general purpose metric screw threads — General plan*

ISO 262, *ISO general purpose metric screw threads — Selected sizes for screws, bolts and nuts*

ISO 898-5, *Mechanical properties of fasteners made of carbon steel and alloy steel — Part 5: Set screws and similar threaded fasteners not under tensile stresses*

ISO 3651-1, *Determination of resistance to intergranular corrosion of stainless steels — Part 1: Austenitic and ferritic-austenitic (duplex) stainless steels — Corrosion test in nitric acid medium by measurement of loss in mass (Huey test)*

ISO 3651-2, *Determination of resistance to intergranular corrosion of stainless steels — Part 2: Ferritic, austenitic and ferritic-austenitic (duplex) stainless steels — Corrosion test in media containing sulfuric acid*

ISO 6506-1, *Metallic materials — Brinell hardness test — Part 1: Test method*

ISO 6507-1, *Metallic materials — Vickers hardness test — Part 1: Test method*

ISO 6508-1, *Metallic materials — Rockwell hardness test — Part 1: Test method (scales A, B, C, D, E, F, G, H, K, N, T)*

ISO 16048, *Passivation of corrosion-resistant stainless-steel fasteners*

ISO 16426, *Fasteners — Quality assurance system*

3 Designation, marking and finish

3.1 Designation

The designation system for stainless steel grades and hardness classes for set screws and similar fasteners is given in Figure 1. The designation of the material consists of two blocks, which are separated by a hyphen. The first block designates the steel grade and the second block, the hardness class.

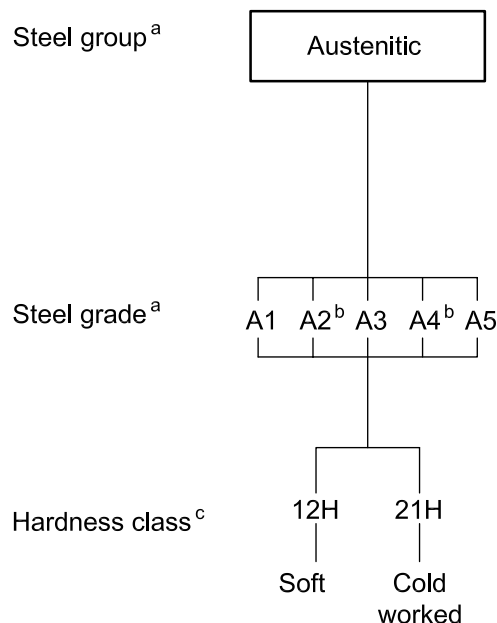
The designation of the steel grade (first block) consists of the letter A for austenitic steel, which indicates the group of steel and a digit, which indicates a range of chemical compositions within this steel group (see Table 2).

The designation of the hardness class (second block) consists of two digits representing 1/10 of the minimum Vickers hardness and the letter H, referring to hardness (see Table 1).

Table 1 — Designations of hardness classes in relation to Vickers hardness

Hardness class	12H	21H
Vickers hardness, HV min.	125	210

EXAMPLE **A1-12H** indicates: austenitic steel, soft, minimum hardness 125 HV.



^a The steel groups and steel grades classified in Figure 1 are described in Annex A and specified by the chemical composition given in Table 2.

^b Low-carbon austenitic stainless steels with carbon content not exceeding 0,03 % may additionally be marked with an “L”.

EXAMPLE **A4L-21H**

^c Set screws and similar fasteners passivated in accordance with ISO 16048 may additionally be marked with a “P”.

EXAMPLE **A4-21HP**

Figure 1 — Designation system for stainless steel grades and hardness classes for set screws and similar fasteners

3.2 Marking

3.2.1 General

Marking of set screws and similar fasteners is not mandatory.

When set screws and similar fasteners manufactured to the requirements of this part of ISO 3506 are designated and marked, they shall be designated in accordance with the designation system described in 3.1 and marked in accordance with 3.2.2 and 3.2.3. However, the designation system described in 3.1 and the provisions for marking according to 3.2.3 shall be used only if all relevant requirements of this part of ISO 3506 are met.

3.2.2 Manufacturer's identification mark

A manufacturer's identification mark shall be included during the manufacturing process on all set screws and similar fasteners which are marked with a hardness class symbol, provided this is possible for technical reasons. Manufacturer's identification marking is also recommended on set screws and similar fasteners which are not marked with a hardness class symbol.

3.2.3 Set screws and similar fasteners

When set screws and similar fasteners are marked, they shall be clearly marked in accordance with 3.1. The marking should include the steel grade and hardness class.

3.2.4 Packages

All packages for all types of set screws and similar fasteners of all sizes shall be marked (e.g. through labelling). The marking shall include the manufacturer's and/or distributor's identification and the marking symbol for the steel grade and hardness class according to Figure 1 and the manufacturing lot number, as defined in ISO 16426.

3.3 Finish

Unless otherwise specified, set screws and similar fasteners in accordance with this part of ISO 3506 shall be supplied clean and bright. For maximum corrosion resistance, passivation is recommended. When passivation is required, it shall be performed in accordance with ISO 16048. Set screws and similar fasteners that are passivated may additionally be marked with the symbol "P" after the symbols for steel grade and hardness class (see footnote c of Figure 1).

For set screws and similar fasteners manufactured to a specific order, the additional marking should be applied to both the fastener and the label. For set screws and similar fasteners delivered from stock, the additional marking should be applied to the label.

4 Chemical composition

The chemical compositions of stainless steels suitable for set screws and similar fasteners in accordance with this part of ISO 3506 are given in Table 2.

NOTE The chemical compositions given in Table 2 correspond with the chemical compositions given in ISO 3506-1:2009, Table 1, for the relevant steel grades.

The final choice of the chemical composition within the specified steel grade is at the discretion of the manufacturer, otherwise by prior agreement between the purchaser and the manufacturer.

In applications where risk of intergranular corrosion is present, testing in accordance with ISO 3651-1 or ISO 3651-2 is recommended. In such cases, stabilized stainless steels of grades A3 and A5 or stainless steels of grades A2 and A4 with carbon content not exceeding 0,03 % are recommended.

Table 2 — Stainless steel grades — Chemical composition

Steel group	Steel grade	Chemical composition ^a mass fraction, %									Footnotes
		C	Si	Mn	P	S	Cr	Mo	Ni	Cu	
Austenitic	A1	0,12	1	6,5	0,2	0,15 to 0,35	16 to 19	0,7	5 to 10	1,75 to 2,25	bcd
	A2	0,10	1	2	0,05	0,03	15 to 20	— ^e	8 to 19	4	fg
	A3	0,08	1	2	0,045	0,03	17 to 19	— ^e	9 to 12	1	h
	A4	0,08	1	2	0,045	0,03	16 to 18,5	2 to 3	10 to 15	4	gi
	A5	0,08	1	2	0,045	0,03	16 to 18,5	2 to 3	10,5 to 14	1	hi

NOTE 1 A description of the groups and grades of stainless steels also entering into their specific properties and applications is given in Annex A.

NOTE 2 Examples of stainless steels standardized in accordance with ISO 683-13 and ISO 4954 are given in Annexes B and C, respectively.

^a Values are maximum, unless otherwise indicated.

^b Sulfur may be replaced by selenium.

^c If the nickel content is below 8 %, the minimum manganese content shall be 5 %.

^d There is no minimum limit to the copper content, provided that the nickel content is greater than 8 %.

^e Molybdenum may be present at the discretion of the manufacturer. However, if for some applications limiting of the molybdenum content is essential, this shall be stated at the time of ordering by the purchaser.

^f If the chromium content is below 17 %, the minimum nickel content should be 12 %.

^g For austenitic stainless steels having a maximum carbon content of 0,03 %, nitrogen may be present to a maximum of 0,22 %.

^h This shall contain titanium $\geq 5 \times C$ up to 0,8 % maximum for stabilization and be marked appropriately as specified in this table, or shall contain niobium (columbium) and/or tantalum $\geq 10 \times C$ up to 1,0 % maximum for stabilization and be marked appropriately as specified in this table.

ⁱ At the discretion of the manufacturer, the carbon content may be higher where required in order to obtain the specified mechanical properties at larger diameters, but shall not exceed 0,12 %.

5 Mechanical properties

5.1 General

The mechanical properties of set screws and similar fasteners in accordance with this part of ISO 3506 shall conform to the values given in Tables 3 and 4.

For acceptance purposes, the mechanical properties specified in 5.2 and 5.3 apply and shall be tested according to 6.1 and 6.2, respectively.

5.2 Proof torque of hexagon socket set screws

Hexagon socket set screws shall conform to the proof torque requirements given in Table 3.

Table 3 — Proof torque requirements

Nominal thread diameter <i>d</i>	Minimum length ^a of set screws for test mm				Hardness class	
					12H	21H
	Flat point	Cone point	Dog point	Cup point	Proof torque, min. Nm	
1,6	2,5	3	3	2,5	0,03	0,05
2	4	4	4	3	0,06	0,1
2,5	4	4	5	4	0,18	0,3
3	4	5	6	5	0,25	0,42
4	5	6	8	6	0,8	1,4
5	6	8	8	6	1,7	2,8
6	8	8	10	8	3	5
8	10	10	12	10	7	12
10	12	12	16	12	14	24
12	16	16	20	16	25	42
16	20	20	25	20	63	105
20	25	25	30	25	126	210
24	30	30	35	30	200	332

^a The minimum lengths to be tested are the lengths below the dotted line in the product standard, i.e. the lengths having the normal hexagon socket depth.

5.3 Hardness

Set screws shall conform to the hardness requirements given in Table 4.

Table 4 — Hardness

Test method	Hardness class	
	12H	21H
	Hardness	
Vickers hardness HV	125 to 209	210 min.
Brinell hardness HB	123 to 213	214 min.
Rockwell hardness HRB	70 to 95	96 min.

6 Test methods

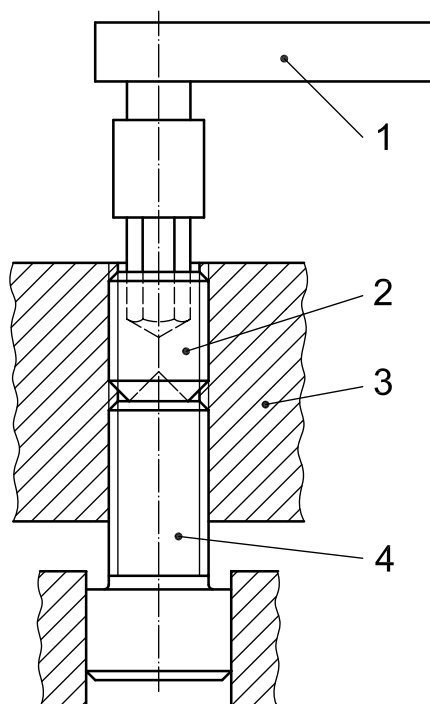
6.1 Proof torque test for hexagon socket set screws

The set screw shall be inserted in a test block as shown in Figure 2 until the top surface of the screw face is flush with the test block and the point bears on a firm base, for example a backing screw inserted from the other side.

Using a hexagon test bit with a tolerance of h9 for the width across flats, with a minimum width across corners equal to $1,13s_{\min}$, and a hardness of 50 HRC to 55 HRC, engaging the full depth of the set screw socket, the screw shall withstand the proof torque given in Table 3 without splitting, cracking or thread stripping.

For this proof torque test, a calibrated torque measuring instrument shall be used.

Visual marks at the socket due to torque testing shall not be cause for rejection.



Key

- 1 torque wrench
- 2 set screw under test
- 3 test block minimum 50 HRC, tolerance class 5H (see ISO 965-3) for the internal thread
- 4 backing screw 450 HV to 570 HV

Figure 2 — Torque test equipment

6.2 Hardness test HB, HRB or HV for set screws

The hardness test shall be carried out in accordance with ISO 6506-1 (HB), ISO 6508-1 (HRB) or ISO 6507-1 (HV). In case of doubt, the Vickers hardness test is decisive for acceptance (see Table 4).

The test procedure shall be as specified in ISO 898-5.

Annex A (normative)

Description of the groups and grades of stainless steels

A.1 General

In ISO 3506 (all parts), reference is made to steel grades A1 to A5, C1 to C4 and F1, covering steels of the following groups:

- Austenitic steel A1 to A5;
- Martensitic steel C1 to C4;
- Ferritic steel F1.

The characteristics of the above-mentioned steel groups and steel grades are described in this annex.

This annex also gives some information on the non-standardized steel group FA. Steels of this group have a ferritic-austenitic structure.

A.2 Steel group A (austenitic structure)

A.2.1 General

Five main grades of austenitic steels, A1 to A5, are included in ISO 3506 (all parts). They cannot be hardened and are usually non-magnetic. In order to reduce the susceptibility to work hardening, copper may be added to the steel grades A1 to A5, as specified in Table 2.

For non-stabilized steel grades A2 and A4, the following applies.

- As chromic oxide makes steel resistant to corrosion, low carbon content is of great importance to non-stabilized steels. Due to the high affinity of chrome to carbon, chrome carbide is obtained instead of chromic oxide, which is more likely at elevated temperature (see Annex D).

For stabilized steel grades A3 and A5, the following applies.

- The elements Ti, Nb or Ta affect the carbon, and chromic oxide is produced to its full extent.

For offshore or similar applications, steels with Cr and Ni content of about 20 % and Mo of 4,5 % to 6,5 % are required.

When risk of corrosion is high, experts should be consulted.

A.2.2 Steel grade A1

Steels of grade A1 are specially designed for machining. Due to high sulfur content, the steels within this grade have lower resistance to corrosion than corresponding steels with normal sulfur content.

A.2.3 Steel grade A2

Steels of grade A2 are the most frequently used stainless steels. They are used for kitchen equipment and apparatus for the chemical industry. Steels within this grade are not suitable for use in non-oxidizing acid and agents with chloride content, i.e. in swimming pools and sea water.

A.2.4 Steel grade A3

Steels of grade A3 are stabilized “stainless steels” with properties of steels of grade A2.

A.2.5 Steel grade A4

Steels of grade A4 are “acid proof steels”, which are Mo alloyed and give a considerably better resistance to corrosion. A4 is used to a great extent by the cellulose industry, as this steel grade is developed for boiling sulfuric acid (hence the name “acid proof”) and is, to a certain extent, also suitable in an environment with chloride content. A4 is also frequently used by the food industry and by the shipbuilding industry.

A.2.6 Steel grade A5

Steels of grade A5 are stabilized “acid proof steels” with properties of steels of grade A4.

A.3 Steel group F (ferritic structure)

A.3.1 General

One ferritic steel grade, F1, is included in ISO 3506 (all parts). The steels within F1 cannot normally be hardened and should not be hardened even if possible in certain cases. The F1 steels are magnetic.

A.3.2 Steel grade F1

Steels of grade F1 are normally used for simpler equipment with the exception of the superferrites, which have extremely low C and N contents. The steels within grade F1 can, if need be, replace steels of grades A2 and A3 and be used in an environment with a higher chloride content.

A.4 Steel group C (martensitic structure)

A.4.1 General

Three types of martensitic steel grades, C1, C3 and C4, are included in ISO 3506 (all parts). They can be hardened to an excellent strength and are magnetic.

A.4.2 Steel grade C1

Steels of grade C1 have limited resistance to corrosion. They are used in turbines, pumps and knives.

A.4.3 Steel grade C3

Steels of grade C3 have limited resistance to corrosion, though better resistance than C1. They are used in pumps and valves.

A.4.4 Steel grade C4

Steels of grade C4 have limited resistance to corrosion. They are intended for machining, otherwise they are similar to steels of grade C1.

A.5 Steel group FA (ferritic-austenitic structure)

Steel group FA is not included in ISO 3506 (all parts), but will probably be included in a future edition.

Steels of this steel group are the so-called duplex steels. The FA steels first developed had some drawbacks, which were eliminated in the steels developed later. FA steels have better properties than steels of grades A4 and A5, especially where strength is concerned. They also exhibit superior resistance to pitting and crack corrosion.

Examples of composition are shown in Table A.1.

Table A.1 — Examples of compositions of steels with ferritic-austenitic structure

Steel group	Chemical composition mass fraction, %						
	C max.	Si	Mn	Cr	Ni	Mo	N
Ferritic-austenitic	0,03	1,7	1,5	18,5	5	2,7	0,07
	0,03	< 1	< 2	22	5,5	3	0,14

Annex B
(informative)

Austenitic stainless steel composition specifications

[Extract from ISO 683-13:1986¹⁾]

1) International Standard withdrawn.

Table B.1 — Austenitic stainless steel composition specifications

Type ^a of steel	Chemical composition ^b mass fraction, %													Steel grade identification ^d	
	C max.	Si max.	Mn max.	P max.	S	N	Al	Cr	Mo	Nb ^c	Ni	Se min.	Ti		Cu
10	0,030	1,0	2,0	0,045	0,030 max.	—	—	17,0 to 19,0	—	—	9,0 to 12,0	—	—	—	A2 ^e
11	0,07	1,0	2,0	0,045	0,030 max.	—	—	17,0 to 19,0	—	—	8,0 to 11,0	—	—	—	A2
15	0,08	1,0	2,0	0,045	0,030 max.	—	—	17,0 to 19,0	—	—	9,0 to 12,0	—	5 × % C ≤ 0,80	—	A3 ^f
16	0,08	1,0	2,0	0,045	0,030 max.	—	—	17,0 to 19,0	—	10 × % C ≤ 1,0	9,0 to 12,0	—	—	—	A3 ^f
17	0,12	1,0	2,0	0,060	0,15 to 0,35	—	—	17,0 to 19,0	—	— ^g	8,0 to 10,0 ^h	—	—	—	A1
13	0,10	1,0	2,0	0,045	0,030 max.	—	—	17,0 to 19,0	—	—	11,0 to 13,0	—	—	—	A2
19	0,030	1,0	2,0	0,045	0,030 max.	—	—	16,5 to 18,5	2,0 to 2,5	—	11,0 to 14,0	—	—	—	A4
20	0,07	1,0	2,0	0,045	0,030 max.	—	—	16,5 to 18,5	2,0 to 2,5	—	10,5 to 13,5	—	—	—	A4
21	0,08	1,0	2,0	0,045	0,030 max.	—	—	16,5 to 18,5	2,0 to 2,5	—	11,0 to 14,0	—	5 × % C ≤ 0,80	—	A5 ^f
23	0,08	1,0	2,0	0,045	0,030 max.	—	—	16,5 to 18,5	2,0 to 2,5	10 × % C ≤ 1,0	11,0 to 14,0	—	—	—	A5 ^f
19a	0,030	1,0	2,0	0,045	0,030 max.	—	—	16,5 to 18,5	2,5 to 3,0	—	11,5 to 14,5	—	—	—	A4
20a	0,07	1,0	2,0	0,045	0,030 max.	—	—	16,5 to 18,5	2,5 to 3,0	—	11,0 to 14,0	—	—	—	A4
10N	0,030	1,0	2,0	0,045	0,030 max.	0,12 to 0,22	—	17,0 to 19,0	—	—	8,5 to 11,5	—	—	—	A2
19N	0,030	1,0	2,0	0,045	0,030 max.	0,12 to 0,22	—	16,5 to 18,5	2,0 to 2,5	—	10,5 to 13,5	—	—	—	A4 ^e
19aN	0,030	1,0	2,0	0,045	0,030 max.	0,12 to 0,22	—	16,5 to 18,5	2,5 to 3,0	—	11,5 to 14,5	—	—	—	A4 ^e

^a The type numbers are tentative and subject to alteration once the relevant International Standards are established.

^b Elements not quoted shall not be intentionally added to the steel without the agreement of the purchaser, other than for the purpose of finishing the heat. All reasonable precautions shall be taken to prevent the addition, from scrap or other material used in manufacture, of such elements which affect the hardenability, mechanical properties and applicability.

^c Tantalum determined as niobium.

^d This is not part of ISO 683-13.

^e Excellent resistance to intergranular corrosion.

^f Stabilized steels.

^g The manufacturer has the option of adding a mass fraction of Mo < 0,70 %.

^h The maximum mass fraction of Ni of semi-finished products for fabrication into seamless tubes may be increased by 0,5 %.

Annex C
(informative)

Austenitic stainless steels for cold heading and extruding

(Extract from ISO 4954:1993)

Table C.1 — Austenitic stainless steels for cold heading and extruding

No.	Type of steel Designation ^a		Chemical composition ^b mass fraction, %											Steel grade identification ^c
	Name	According to ISO 4954:1979	C	Si max.	Mn max.	P max.	S max.	Cr	Mo	Ni	Other			
78	X 2 CrNi 18 10 E	D 20	≤ 0,030	1,00	2,00	0,045	0,030	17,0 to 19,0		9,0 to 12,0		A2 ^d		
79	X 5 CrNi 18 9 E	D 21	≤ 0,07	1,00	2,00	0,045	0,030	17,0 to 19,0		8,0 to 11,0		A2		
80	X 10 CrNi 18 9 E	D 22	≤ 0,12	1,00	2,00	0,045	0,030	17,0 to 19,0		8,0 to 10,0		A2		
81	X 5 CrNi 18 12 E	D 23	≤ 0,07	1,00	2,00	0,045	0,030	17,0 to 19,0		11,0 to 13,0		A2		
82	X 6 CrNi 18 16 E	D 25	≤ 0,08	1,00	2,00	0,045	0,030	15,0 to 17,0		17,0 to 19,0		A2		
83	X 6 CrNiTi 18 10 E	D 26	≤ 0,08	1,00	2,00	0,045	0,030	17,0 to 19,0		9,0 to 12,0	Ti: 5 × % C ≤ 0,80	A3 ^e		
84	X 5 CrNiMo 17 12 2 E	D 29	≤ 0,07	1,00	2,00	0,045	0,030	16,5 to 18,5	2,0 to 2,5	10,5 to 13,5		A4		
85	X 6 CrNiMoTi 17 12 2 E	D 30	≤ 0,08	1,00	2,00	0,045	0,030	16,5 to 18,5	2,0 to 2,5	11,0 to 14,0	Ti: 5 × % C ≤ 0,80	A5 ^e		
86	X 2 CrNiMo 17 13 3 E	—	≤ 0,030	1,00	2,00	0,045	0,030	16,5 to 18,5	2,5 to 3,0	11,5 to 14,5		A4 ^d		
87	X 2 CrNiMoN 17 13 3 E	—	≤ 0,030	1,00	2,00	0,045	0,030	16,5 to 18,5	2,5 to 3,0	11,5 to 14,5	N: 0,12 to 0,22	A4 ^d		
88	X 3 CrNiCu 18 9 3 E	D 32	≤ 0,04	1,00	2,00	0,045	0,030	17,0 to 19,0		8,5 to 10,5	Cu: 3,00 to 4,00	A2		

^a The designations given in the first column are consecutive numbers. The designations given in the second column are in accordance with the system proposed by ISO/TC 17/SC 2. The designations given in the third column represent the antiquated numbers of ISO 4954:1979 (revised by ISO 4954:1993).

^b Elements not quoted in this table should not be intentionally added to the steel without the agreement of the purchaser, other than for finishing the heat. All reasonable precautions should be taken to prevent the addition, from scrap or other materials used in manufacture, of elements which affect mechanical properties and applicability.

^c This is not part of ISO 4954.

^d Excellent resistance to intergranular corrosion.

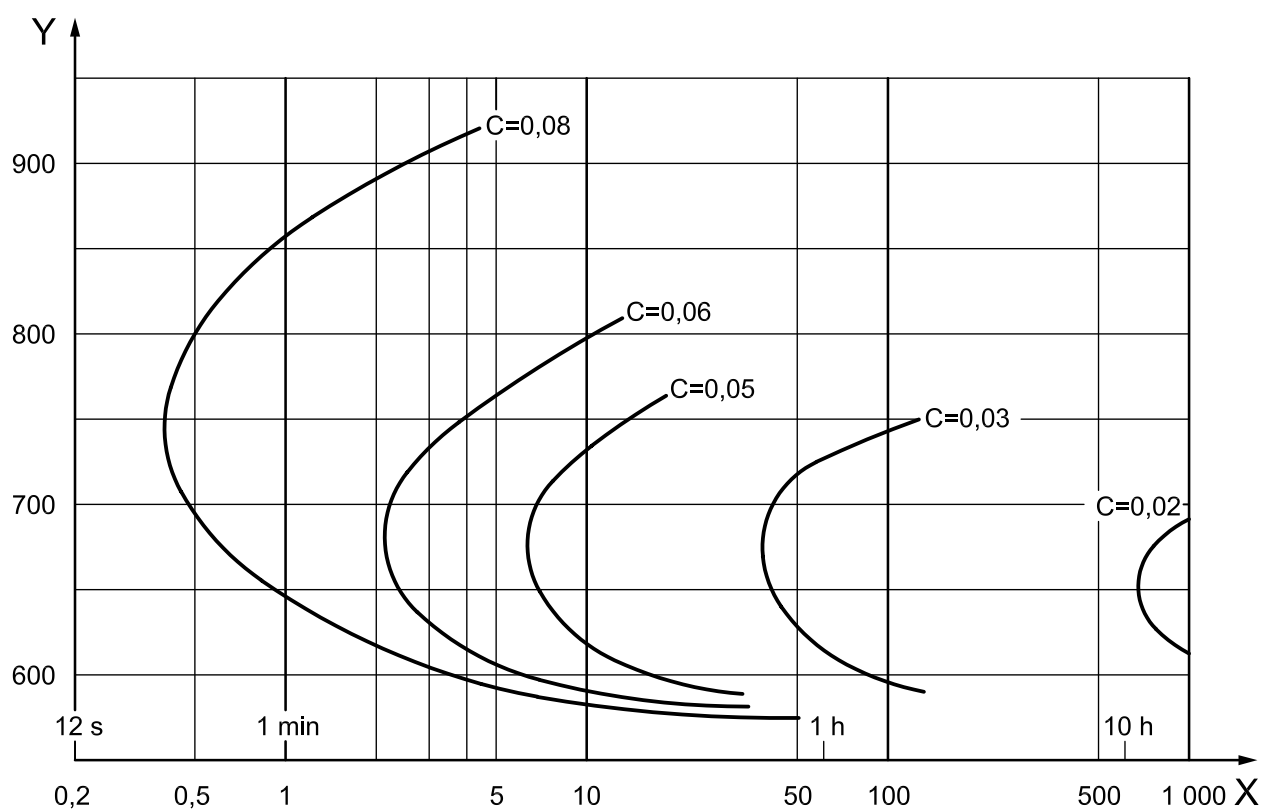
^e Stabilized steels.

Annex D (informative)

Time-temperature diagram of intergranular corrosion in austenitic stainless steels, grade A2 (18/8 steels)

Figure D.1 gives the approximate time for austenitic stainless steels, grade A2 (18/8 steels), with different carbon contents in the temperature zone between 550 °C and 925 °C before risk of intergranular corrosion occurs.

NOTE With lower carbon contents, the resistance against intergranular corrosion is improved.



Key

- X time, expressed in minutes
- Y temperature, expressed in degrees Celsius

Figure D.1 — Time-temperature diagram of intergranular corrosion in austenitic stainless steels, grade A2

Annex E (informative)

Magnetic properties for austenitic stainless steels

Where specific magnetic properties are required, an experienced metallurgist should be consulted.

All austenitic stainless steel fasteners are normally non-magnetic; after cold working, it is possible for some magnetic properties to be evident.

Each material is characterized by its ability to be magnetized, which applies even to stainless steel. It is only possible for a vacuum to be entirely non-magnetic. The measure of the material's permeability in a magnetic field is the permeability value μ_r for that material in relation to a vacuum. The material has low permeability if μ_r becomes close to 1.

EXAMPLE 1 A2: $\mu_r \approx 1,8$

EXAMPLE 2 A4: $\mu_r \approx 1,015$

EXAMPLE 3 A4L: $\mu_r \approx 1,005$

EXAMPLE 4 F1: $\mu_r \approx 5$

Bibliography

- [1] ISO 683-13:1986²⁾, *Heat-treatable steels, alloy steels and free cutting steels — Part 13: Wrought stainless steels*
- [2] ISO 965-3, *ISO general purpose metric screw threads — Tolerances — Part 3: Deviations for constructional screw threads*
- [3] ISO 4954:1993, *Steels for cold heading and cold extruding*

2) International Standard withdrawn.

