

# INTERNATIONAL STANDARD

ISO  
2206

Second edition  
1987-04-15



---

INTERNATIONAL ORGANIZATION FOR STANDARDIZATION  
ORGANISATION INTERNATIONALE DE NORMALISATION  
МЕЖДУНАРОДНАЯ ОРГАНИЗАЦИЯ ПО СТАНДАРТИЗАЦИИ

---

## **Packaging — Complete, filled transport packages — Identification of parts when testing**

*Emballages — Emballages d'expédition complets et pleins — Identification des différentes parties  
en vue des essais*

Reference number  
ISO 2206:1987 (E)

## Foreword

ISO (the International Organization for Standardization) is a worldwide federation of national standards bodies (ISO member bodies). The work of preparing International Standards is normally carried out through ISO technical committees. Each member body interested in a subject for which a technical committee has been established has the right to be represented on that committee. International organizations, governmental and non-governmental, in liaison with ISO, also take part in the work.

Draft International Standards adopted by the technical committees are circulated to the member bodies for approval before their acceptance as International Standards by the ISO Council. They are approved in accordance with ISO procedures requiring at least 75 % approval by the member bodies voting.

International Standard ISO 2206 was prepared by Technical Committee ISO/TC 122, *Packaging*.

This second edition cancels and replaces the first edition (ISO 2206 : 1972), sub-clause 2.3 of which has been technically revised.

Users should note that all International Standards undergo revision from time to time and that any reference made herein to any other International Standard implies its latest edition, unless otherwise stated.

# Packaging — Complete, filled transport packages — Identification of parts when testing

## 1 Scope and field of application

This International Standard establishes a system for identifying parts of complete, filled transport packages when testing.

## 2 Identification of parts of packages

### 2.1 Parallelepipedal packages

The package shall be placed in the position in which it is intended to be transported. If the transport position is not known, the manufacturer's joint, if it exists, shall be placed vertically on the observer's right.

When the package is so placed with one side facing the observer, the upper surface of the package shall be identified as No. 1, the side on the observer's right as No. 2, the bottom as No. 3, the surface on the observer's left as No. 4, the nearest side as No. 5 and the side farthest away as No. 6 (see figure 1).

NOTE — If the package has more than one manufacturer's joint, the principle outlined above should be adopted by arbitrarily selecting one side as No. 5.

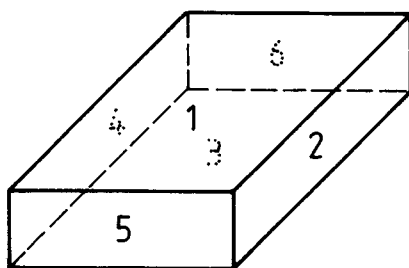


Figure 1

Each edge shall be identified by the digits designating the two surfaces the junction of which forms this edge (e.g. 1-2 identifies the edge formed by the meeting of the upper surface of the package, No. 1, and the right surface, No. 2).

Each corner shall be identified by the digits designating the three surfaces that meet to form this corner (e.g. 1-2-5 identifies the corner where the upper surface, the right-hand side and the side nearest to the observer meet).

### 2.2 Cylindrical packages

The ends of two perpendicular diameters on the upper surface of the cylinder shall be designated as 1-3-5-7 and the other ends of lines parallel to the cylinder axis passing through these points respectively shall be designated as 2-4-6-8. Each of these lines shall be designated as 1-2, 3-4, 5-6, 7-8. (See figure 2.)

NOTE — If the package has one or more manufacturer's joints, one of the joints should occupy the position 5-6. The remaining designations should then be made on the same principle as outlined above.

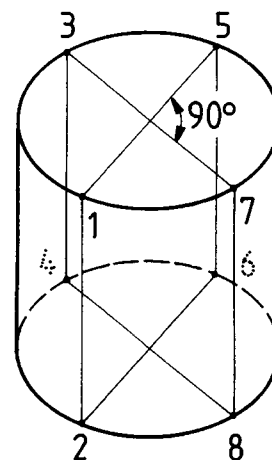


Figure 2

### 2.3 Sacks and bags

The sack or bag shall be placed on a face with the sealed end towards an observer such that the side seam, if any, of the sack or bag is on the right (or a seam on the right and a seam on the left if the sack has two side seams) or the longitudinal seam is downwards and the top (filling end) of the sack is away from the observer. The uppermost face shall then be identified as No. 1, the side on the right as No. 2, the lowermost face No. 3, the side on the left as No. 4, the sealed end (bottom end, that is the side facing the observer) as No. 5 and the filling end as No. 6 (see figure 3).

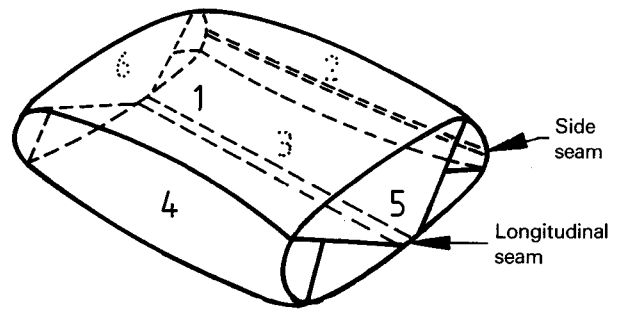


Figure 3

### 2.4 Miscellaneous packages

Depending on the nature and shape of the package, it may be convenient to give a number to each section of the package in accordance with a method derived from one of those indicated in 2.1, 2.2 and 2.3.

---

UDC 621.798.1 : 003.62

Descriptors : packing, transport packing, complete-and filled packages, side, designation.

Price based on 2 pages

---