

INTERNATIONAL STANDARD

ISO 1806

Second edition
2002-12-01

Fishing nets — Determination of mesh breaking force of netting

*Filets de pêche — Détermination de la force de rupture de la maille
de nappe de filet*



Reference number
ISO 1806:2002(E)

© ISO 2002

PDF disclaimer

This PDF file may contain embedded typefaces. In accordance with Adobe's licensing policy, this file may be printed or viewed but shall not be edited unless the typefaces which are embedded are licensed to and installed on the computer performing the editing. In downloading this file, parties accept therein the responsibility of not infringing Adobe's licensing policy. The ISO Central Secretariat accepts no liability in this area.

Adobe is a trademark of Adobe Systems Incorporated.

Details of the software products used to create this PDF file can be found in the General Info relative to the file; the PDF-creation parameters were optimized for printing. Every care has been taken to ensure that the file is suitable for use by ISO member bodies. In the unlikely event that a problem relating to it is found, please inform the Central Secretariat at the address given below.

© ISO 2002

All rights reserved. Unless otherwise specified, no part of this publication may be reproduced or utilized in any form or by any means, electronic or mechanical, including photocopying and microfilm, without permission in writing from either ISO at the address below or ISO's member body in the country of the requester.

ISO copyright office
Case postale 56 • CH-1211 Geneva 20
Tel. + 41 22 749 01 11
Fax + 41 22 749 09 47
E-mail copyright@iso.ch
Web www.iso.ch

Printed in Switzerland

Foreword

ISO (the International Organization for Standardization) is a worldwide federation of national standards bodies (ISO member bodies). The work of preparing International Standards is normally carried out through ISO technical committees. Each member body interested in a subject for which a technical committee has been established has the right to be represented on that committee. International organizations, governmental and non-governmental, in liaison with ISO, also take part in the work. ISO collaborates closely with the International Electrotechnical Commission (IEC) on all matters of electrotechnical standardization.

International Standards are drafted in accordance with the rules given in the ISO/IEC Directives, Part 3.

The main task of technical committees is to prepare International Standards. Draft International Standards adopted by the technical committees are circulated to the member bodies for voting. Publication as an International Standard requires approval by at least 75 % of the member bodies casting a vote.

Attention is drawn to the possibility that some of the elements of this International Standard may be the subject of patent rights. ISO shall not be held responsible for identifying any or all such patent rights.

ISO 1806 was prepared by the European Committee for Standardization (CEN) in collaboration with Technical Committee ISO/TC 38, *Textiles*, in accordance with the Agreement on technical cooperation between ISO and CEN (Vienna Agreement).

Throughout the text of this document, read "...this European Standard..." to mean "...this International Standard...".

This second edition cancels and replaces the first edition (ISO 1806:1973), which has been technically revised.



Contents

	page
Foreword.....	v
1 Scope	1
2 Normative references	1
3 Terms and definitions.....	1
4 Principle	1
5 Apparatus	2
6 Sampling	2
7 Preparation of samples	2
8 Requirements for testing	3
9 Number of tests.....	3
10 Test procedure	3
11 Calculation and expression of results	4
12 Test report	4

Foreword

This document EN ISO 1806:2002 has been prepared by Technical Committee CEN/TC 248 "Textiles and textile products", the secretariat of which is held by BSI, in collaboration with Technical Committee ISO/TC 38 "Textiles".

This European Standard shall be given the status of a national standard, either by publication of an identical text or by endorsement, at the latest by June 2003, and conflicting national standards shall be withdrawn at the latest by June 2003.

According to the CEN/CENELEC Internal Regulations, the national standards organizations of the following countries are bound to implement this European Standard: Austria, Belgium, Czech Republic, Denmark, Finland, France, Germany, Greece, Iceland, Ireland, Italy, Luxembourg, Malta, Netherlands, Norway, Portugal, Spain, Sweden, Switzerland and the United Kingdom.

1 Scope

This European Standard specifies a method of determining the mesh breaking force of netting for fishing.

Tests may be carried out in both the dry and wet states, but test in the wet state are considered to be particularly appropriate in indicating the behaviour of the netting in use.

2 Normative references

This European Standard incorporates by dated or undated reference, provisions from other publications. These normative references are cited at the appropriate places in the text, and the publications are listed hereafter. For dated references, subsequent amendments to or revisions of any of these publications apply to this European Standard only when incorporated in it by amendment or revision. For undated references the latest edition of the publication referred to applies (including amendments).

ISO 139, *Textiles — Standard atmospheres for conditioning and testing*.

ISO 1805, *Fishing nets — Determination of breaking load and knot breaking load of netting yarns*.

3 Terms and definitions

For the purposes of this European Standard, the following terms and definitions apply.

3.1

dry mesh breaking force

maximum force measured during a tensile test on meshes of netting in standard atmosphere

3.2

wet mesh breaking force

maximum force measured during a tensile test on meshes of netting in wet conditions

3.3

time-to-break

time, in seconds, taken to reach the mesh breaking force, measured from the moment of application of the force

4 Principle

A mesh is extended in the dry or wet state until one of the knots or joints reaches the force at rupture. The test is performed using a suitable apparatus that records or indicates the applied force.

The testing machine is operated at such a rate that the average time-to-break of a group of samples falls within specified time limits.

5 Apparatus

5.1 Tensile testing machine

5.1.1 Any of the following types may be used:

- a) constant rate of elongation machine;
- b) constant rate of force machine;
- c) constant rate of traverse machine.

Preference should be given to a constant rate of elongation machine.

5.1.2 The clamps of the tensile testing machines shall be replaced by pins of stainless material which stand at right angles to the direction of pull. These shall be of sufficient strength and have a diameter suitable for the mesh size.

Alternatively, loops of netting yarn heavier than that of the netting shall be used. It is necessary to use these loops if the meshes are very small.

5.1.3 It shall be possible to regulate the distance between the pins so that netting of different mesh openings can be submitted to the test.

5.1.4 The maximum error of the indicated force at any point in the range in which the machine is used shall not exceed $\pm 1\%$. Check the accuracy of the graduated scale of the apparatus dynamically, for example by means of calibrated springs of appropriate characteristics.

5.1.5 All testing machines shall include facilities for producing different rates of applying force in order to break samples in the specified average time-to-break.

5.2 Equipment for producing and maintaining the standard atmosphere for testing (see 8.1)

5.3 Equipment in which samples can be immersed in water preparatory to wet testing

5.4 Stop-watch or interval timer

6 Sampling

Test samples shall be selected at random from the netting so as to be representative of the whole.

7 Preparation of samples

To prevent untwisting of the loose ends, proceed as follows.

Cut the loose ends of the sample mesh as far as possible from the knots or joints. Whenever possible, melting instead of cutting is preferred.

If during testing one of the knots slips before the breaking force is obtained, then a sample of netting with a size of 3×3 meshes shall be used.

The mesh strength has to be determined on the central mesh.

8 Requirements for testing

8.1 Atmosphere for testing

As specified in ISO 139, all samples to be tested in the dry state (with the exception of the samples for the test in the wet state) shall be exposed to the standard atmosphere for testing of $20\text{ °C} \pm 2\text{ °C}$ and a relative humidity of $65\% \pm 2\%$ until they have reached equilibrium. For netting of man-made fibres, a period of 24 h exposure is generally sufficient. Where it is not possible to carry out the tests in the standard atmosphere the tests shall be carried out immediately after removal of the samples from the standard atmosphere.

8.2 Testing in the wet state

All samples to be tested in the wet state shall be fully wetted before testing. To achieve wetting, they shall be immersed in tap water without wetting agents at a temperature of $20\text{ °C} \pm 2\text{ °C}$ for a period of not less than 12 h or in a chemical solution of 1 g wetting agent per 1 litre tap water at a temperature of $20\text{ °C} \pm 2\text{ °C}$ for a period of 1 h. A shorter time of immersion is allowed if it can be shown that the sample is completely wetted in less than 1 h.

8.3 Time-to-break

The mean duration of test should be $20\text{ s} \pm 3\text{ s}$. It shall be determined by preliminary tests.

9 Number of tests

At least 10 single tests on each piece of netting shall be carried out, unless otherwise agreed between the purchaser and supplier. If a distinct confidence interval for the mean value is prescribed, as many additional tests shall be carried out as are necessary to secure this confidence interval.

10 Test procedure

10.1 Check that the pins or loops of the testing machine are properly aligned and parallel so that the subsequent application of force to the sample will not cause any angular deflection.

10.2 Mount the sample in the testing machine over the pins or in the loops in such a way that its knots do not touch the pins or loops (see Figures 1 and 2).

10.3 Wet samples should be tested immediately after removing from water (see 8.2).

10.4 Apply the force to reach the prescribed mean time-to-break.

10.5 If a sample does not break at one of the knots or joints, this test shall be discarded.

10.6 Discard all observations obtained on samples of which the loose ends of the mesh slip in the knots or the joints distort. Such a test shall be repeated with a new sample. The number of observations discarded as directed above shall be noted.

10.7 If in more than half of the tests, the knots slip, the method of mesh testing described in this European Standard shall not be used. It shall be replaced by the method of determining the knot breaking load of netting yarns by fastening all four ends in the holding devices of the testing machine (see ISO 1805). If the meshes are too small to ensure that all four ends of the knot are gripped by the holding devices, the knots around the knot to be tested shall be opened (see Figure 3).

NOTE The results of such knot breaking force tests are not comparable with the results of mesh breaking force tests, the latter always giving lower values than knot breaking force tests.

11 Calculation and expression of results

The average mesh breaking force shall be calculated in daN and if necessary, the coefficient of variation and the confidence interval. Discard all observations obtained on samples of which the loose ends of the mesh slip in the knots or the joints dissolve. The number of observations discarded as directed above shall be noted.

12 Test report

The test report shall include the following particulars:

- a) a statement that the tests were performed in accordance with this European Standard;
- b) the sampling method employed;
- c) a description of the netting including the material, the type of yarn (twisted or braided), the type of netting (single or multiple yarn), the mesh size, the nominal linear density of the twine;
- d) the type and capacity of testing machine used and the range of indication;
- e) the type of holding device for the meshes : pin, hook or loops;
- f) the number of sample tested (number of meshes broken in the knots or in the joints);
- g) the number of the meshes broken outside the knots or joints;
- h) the average breaking force in daN; the coefficient of variation and confidence interval if required;
- i) the wet mesh breaking force if required;
- j) any deviation from the specified test procedure;
- k) the date of the test.

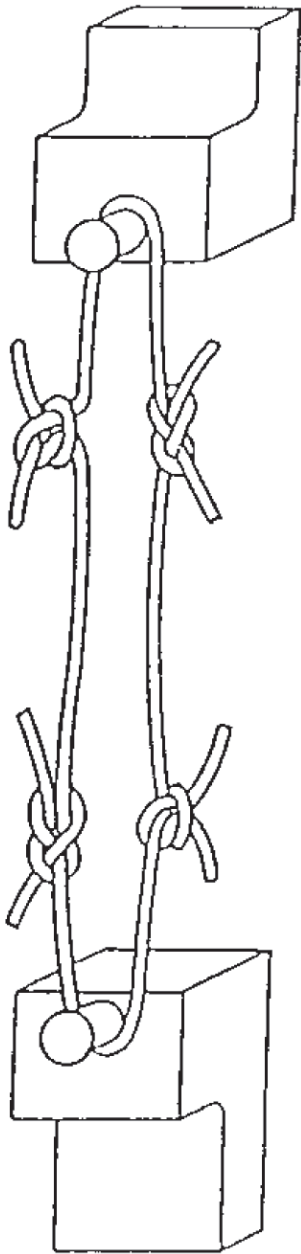


Figure 1 — Mounting of a mesh by pins

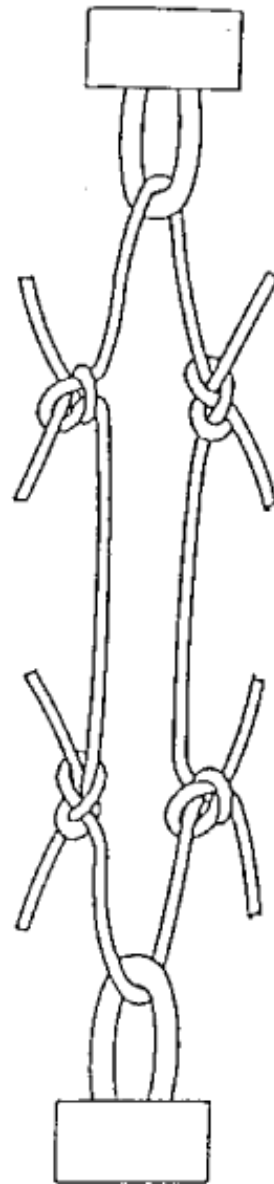
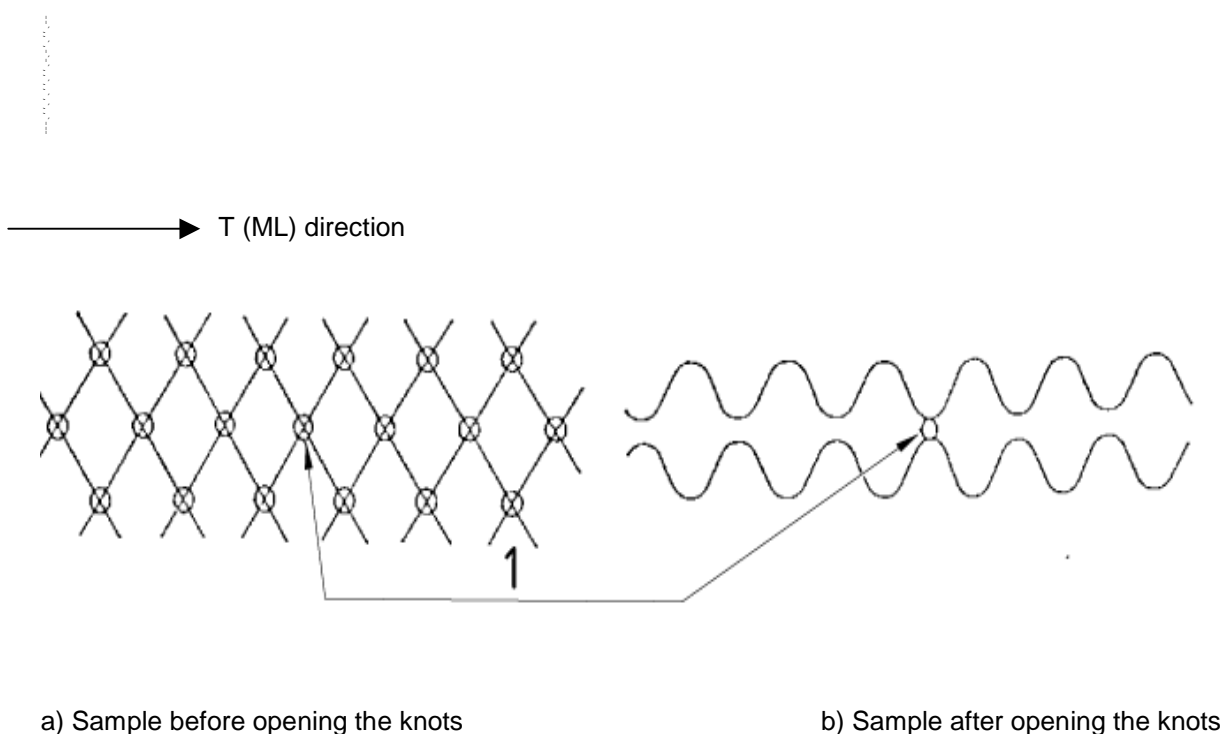


Figure 2 — Mounting of a mesh by loops



Key

1 Knot to be tested

Figure 3 — Preparation of specimen for determination of knot breaking force

1
2
3
4
5
6
7
8
9
10
11
12
13
14
15
16
17
18
19
20
21
22
23
24
25
26
27
28
29
30
31
32
33
34
35
36
37
38
39
40
41
42
43
44
45
46
47
48
49
50
51
52
53
54
55
56
57
58
59
60
61
62
63
64
65
66
67
68
69
70
71
72
73
74
75
76
77
78
79
80
81
82
83
84
85
86
87
88
89
90
91
92
93
94
95
96
97
98
99
100
101
102
103
104
105
106
107
108
109
110
111
112
113
114
115
116
117
118
119
120
121
122
123
124
125
126
127
128
129
130
131
132
133
134
135
136
137
138
139
140
141
142
143
144
145
146
147
148
149
150
151
152
153
154
155
156
157
158
159
160
161
162
163
164
165
166
167
168
169
170
171
172
173
174
175
176
177
178
179
180
181
182
183
184
185
186
187
188
189
190
191
192
193
194
195
196
197
198
199
200
201
202
203
204
205
206
207
208
209
210
211
212
213
214
215
216
217
218
219
220
221
222
223
224
225
226
227
228
229
230
231
232
233
234
235
236
237
238
239
240
241
242
243
244
245
246
247
248
249
250
251
252
253
254
255
256
257
258
259
260
261
262
263
264
265
266
267
268
269
270
271
272
273
274
275
276
277
278
279
280
281
282
283
284
285
286
287
288
289
290
291
292
293
294
295
296
297
298
299
300
301
302
303
304
305
306
307
308
309
310
311
312
313
314
315
316
317
318
319
320
321
322
323
324
325
326
327
328
329
330
331
332
333
334
335
336
337
338
339
340
341
342
343
344
345
346
347
348
349
350
351
352
353
354
355
356
357
358
359
360
361
362
363
364
365
366
367
368
369
370
371
372
373
374
375
376
377
378
379
380
381
382
383
384
385
386
387
388
389
390
391
392
393
394
395
396
397
398
399
400
401
402
403
404
405
406
407
408
409
410
411
412
413
414
415
416
417
418
419
420
421
422
423
424
425
426
427
428
429
430
431
432
433
434
435
436
437
438
439
440
441
442
443
444
445
446
447
448
449
450
451
452
453
454
455
456
457
458
459
460
461
462
463
464
465
466
467
468
469
470
471
472
473
474
475
476
477
478
479
480
481
482
483
484
485
486
487
488
489
490
491
492
493
494
495
496
497
498
499
500
501
502
503
504
505
506
507
508
509
510
511
512
513
514
515
516
517
518
519
520
521
522
523
524
525
526
527
528
529
530
531
532
533
534
535
536
537
538
539
540
541
542
543
544
545
546
547
548
549
550
551
552
553
554
555
556
557
558
559
560
561
562
563
564
565
566
567
568
569
570
571
572
573
574
575
576
577
578
579
580
581
582
583
584
585
586
587
588
589
590
591
592
593
594
595
596
597
598
599
600
601
602
603
604
605
606
607
608
609
610
611
612
613
614
615
616
617
618
619
620
621
622
623
624
625
626
627
628
629
630
631
632
633
634
635
636
637
638
639
640
641
642
643
644
645
646
647
648
649
650
651
652
653
654
655
656
657
658
659
660
661
662
663
664
665
666
667
668
669
670
671
672
673
674
675
676
677
678
679
680
681
682
683
684
685
686
687
688
689
690
691
692
693
694
695
696
697
698
699
700
701
702
703
704
705
706
707
708
709
710
711
712
713
714
715
716
717
718
719
720
721
722
723
724
725
726
727
728
729
730
731
732
733
734
735
736
737
738
739
740
741
742
743
744
745
746
747
748
749
750
751
752
753
754
755
756
757
758
759
760
761
762
763
764
765
766
767
768
769
770
771
772
773
774
775
776
777
778
779
780
781
782
783
784
785
786
787
788
789
790
791
792
793
794
795
796
797
798
799
800
801
802
803
804
805
806
807
808
809
810
811
812
813
814
815
816
817
818
819
820
821
822
823
824
825
826
827
828
829
830
831
832
833
834
835
836
837
838
839
840
841
842
843
844
845
846
847
848
849
850
851
852
853
854
855
856
857
858
859
860
861
862
863
864
865
866
867
868
869
870
871
872
873
874
875
876
877
878
879
880
881
882
883
884
885
886
887
888
889
890
891
892
893
894
895
896
897
898
899
900
901
902
903
904
905
906
907
908
909
910
911
912
913
914
915
916
917
918
919
920
921
922
923
924
925
926
927
928
929
930
931
932
933
934
935
936
937
938
939
940
941
942
943
944
945
946
947
948
949
950
951
952
953
954
955
956
957
958
959
960
961
962
963
964
965
966
967
968
969
970
971
972
973
974
975
976
977
978
979
980
981
982
983
984
985
986
987
988
989
990
991
992
993
994
995
996
997
998
999
1000

ISO 1806:2002(E)

ICS 65.150

Price based on 6 pages

© ISO 2002 -- All rights reserved