

---

---

**Fibre ropes — Polyamide — 3-, 4-, 8- and  
12-strand ropes**

*Cordages en fibres — Polyamide — Cordages à 3, 4, 8 et 12 torons*



Reference number  
ISO 1140:2012(E)



**COPYRIGHT PROTECTED DOCUMENT**

© ISO 2012

All rights reserved. Unless otherwise specified, no part of this publication may be reproduced or utilized in any form or by any means, electronic or mechanical, including photocopying and microfilm, without permission in writing from either ISO at the address below or ISO's member body in the country of the requester.

ISO copyright office  
Case postale 56 • CH-1211 Geneva 20  
Tel. + 41 22 749 01 11  
Fax + 41 22 749 09 47  
E-mail [copyright@iso.org](mailto:copyright@iso.org)  
Web [www.iso.org](http://www.iso.org)

Published in Switzerland

# Contents

Page

Foreword .....	iv
1 Scope .....	1
2 Normative references .....	1
3 Terms and definitions .....	1
4 Designation .....	1
5 General requirements .....	2
6 Physical properties .....	3
7 Marking .....	7

## Foreword

ISO (the International Organization for Standardization) is a worldwide federation of national standards bodies (ISO member bodies). The work of preparing International Standards is normally carried out through ISO technical committees. Each member body interested in a subject for which a technical committee has been established has the right to be represented on that committee. International organizations, governmental and non-governmental, in liaison with ISO, also take part in the work. ISO collaborates closely with the International Electrotechnical Commission (IEC) on all matters of electrotechnical standardization.

International Standards are drafted in accordance with the rules given in the ISO/IEC Directives, Part 2.

The main task of technical committees is to prepare International Standards. Draft International Standards adopted by the technical committees are circulated to the member bodies for voting. Publication as an International Standard requires approval by at least 75 % of the member bodies casting a vote.

Attention is drawn to the possibility that some of the elements of this document may be the subject of patent rights. ISO shall not be held responsible for identifying any or all such patent rights.

ISO 1140 was prepared by Technical Committee ISO/TC 38, *Textiles*.

This fourth edition cancels and replaces the third edition (ISO 1140:2004), which has been technically revised.

iv

# Fibre ropes — Polyamide — 3-, 4-, 8- and 12-strand ropes

## 1 Scope

This International Standard specifies requirements for 3-strand hawser-laid and 4-strand shroud-laid ropes, 8-strand braided ropes and 12-strand braided ropes for general service made of polyamide, and gives rules for their designation.

## 2 Normative references

The following referenced documents are indispensable for the application of this document. For dated references, only the edition cited applies. For undated references, the latest edition of the referenced document (including any amendments) applies.

ISO 1968, *Fibre ropes and cordage — Vocabulary*

ISO 2307, *Fibre ropes — Determination of certain physical and mechanical properties*

ISO 9554, *Fibre ropes — General specifications*

## 3 Terms and definitions

For the purposes of this document, the terms and definitions given in ISO 1968 apply.

## 4 Designation

Fibre ropes shall be designated by

- the words “fibre rope”,
- the number of this International Standard,
- the construction or type of rope (see Clause 5),
- the reference number of the rope,
- the material from which the rope is made (the mixing of polyamide fibre types and grades shall not be permitted), and
- the type of stabilization (1 or 2 in accordance with ISO 9554).

Polyamide-laid ropes that are required to have a heat setting on the rope to ensure lay and dimensional stability are designated as type 1 ropes. In other cases, polyamide-laid ropes that are not required to have a heat setting on the rope are designated as type 2 ropes.

### EXAMPLE

Designation of a 3-strand hawser-laid rope heat set (type 1), reference number 20 (type A), corresponding to a linear density of 247 ktex and made of polyamide (PA):

Fibre rope ISO 1140 – A – 20 – PA – 1

## 5 General requirements

5.1 Polyamide ropes shall be made in one of the following constructions:

- type A: 3-strand hawser-laid rope (see Figure 1);
- type B: 4-strand shroud-laid rope (see Figure 2);
- type L: 8-strand braided rope (see Figure 3);
- type T: 12-strand braided rope (see Figure 4).




Figure 1 — Shape of a 3-strand hawser-laid rope (type A)




Figure 2 — Shape of a 4-strand shroud-laid rope (type B)




Figure 3 — Shape of an 8-strand braided rope (type L)



Figure 4 — Shape of a 12-strand braided rope (type T)

5.2 Construction, manufacture, lay, labelling, packaging, invoicing and delivery lengths shall be in accordance with ISO 9554.

## 6 Physical properties

Linear density and minimum breaking force shall be in accordance with Tables 1, 2 and 3.

Table 1 — Linear density and minimum breaking force (MBF) of 3-strand hawser-laid polyamide ropes, type A

Reference number <sup>a</sup>	Linear density <sup>b c</sup>		Minimum breaking force <sup>d e</sup>	
	Nominal ktex	Tolerance %	kN	
			Unspliced ropes	Ropes with eye-spliced terminations
4	9,87	±10	3,75	3,38
4,5	12,5		4,50	4,05
5	15,4		5,60	5,04
6	22,2		8,00	7,20
8	39,5		14,0	12,6
9	50,0		17,0	15,3
10	61,7	±8	21,2	19,1
12	88,8		30,0	27,0
14	121		40,0	36,0
16	158	±5	50,0	45,0
18	200		63,0	56,7
20	247		80,0	72,0
22	299		95,0	85,5
24	355		112	101
26	417		125	113
28	484		150	135
30	555		170	153
32	632		190	171
36	800		236	212
40	987		300	270
44	1 190		355	320
48	1 420		400	360
52	1 670		475	428
56	1 930	560	504	
60	2 220	630	567	

Table 1 (continued)

Reference number <sup>a</sup>	Linear density <sup>b c</sup>		Minimum breaking force <sup>d e</sup>	
	Nominal ktex	Tolerance %	kN	
			Unspliced ropes	Ropes with eye-spliced terminations
64	2 530	±5	710	639
72	3 200		900	810
80	3 950		1 060	954
88	4 780		1 320	1 188
96	5 690		1 500	1 350
104	6 670		1 800	1 620
112	7 740		2 000	1 800
120	8 880		2 360	2 124
128	10 100		2 650	2 385
136	11 400		3 000	2 700
144	12 800		3 350	3 015
160	15 800		4 000	3 600

<sup>a</sup> The reference number corresponds to the approximate diameter, in millimetres.

<sup>b</sup> The linear density, in kilotex, corresponds to the net mass per length of rope, expressed in grams per metre or in kilograms per thousand metres.

<sup>c</sup> The linear density is under reference tension and is measured as specified in ISO 2307.

<sup>d</sup> The breaking forces quoted in this table relate to new dry ropes. In wet conditions, the breaking force will be lower.

<sup>e</sup> A force determined by the test methods specified in ISO 2307 is not necessarily an accurate indication of the force at which that rope might break in other circumstances and situations. The type and quality of the termination rate of force application, prior conditioning and previous force applications to the rope can significantly influence the breaking force. A rope bent around a post, capstan, pulley or sheave might break at a significantly lower force. A knot or other distortion in a rope might significantly reduce the breaking force.

Table 2 — Linear density and minimum breaking force (MBF) of 4-strand shroud-laid polyamide ropes, type B

Reference number <sup>a</sup>	Linear density <sup>b c</sup>		Minimum breaking force <sup>d e</sup>	
	Nominal ktex	Tolerance %	kN	
			Unspliced ropes	Ropes with eye-spliced terminations
10	61,7	±8	19,0	17,1
12	88,8		28,0	25,2
14	121		35,5	31,9
16	158	±5	47,5	42,8
18	200		56,0	50,4
20	247		71,0	63,9
22	299		85,0	76,5
24	355		100	90,0
26	417		118	106
28	484		132	119
30	555		150	135
32	632		170	153
36	800		212	191



Table 2 (continued)

Reference number <sup>a</sup>	Linear density <sup>b c</sup>		Minimum breaking force <sup>d e</sup>	
	Nominal ktex	Tolerance %	kN	
			Unspliced ropes	Ropes with eye-spliced terminations
40	987	±5	265	239
44	1 190		315	284
48	1 420		375	338
52	1 670		425	383
56	1 930		500	450
60	2 220		560	504
64	2 530		630	567
72	3 200		800	720
80	3 950		950	855
88	4 780		1 180	1 062
96	5 690		1 400	1 260
104	6 670		1 600	1 440
112	7 740		1 900	1 710
120	8 880		2 120	1 908
128	10 100		2 360	2 124
136	11 400		2 650	2 385
144	12 800		3 000	2 700
160	15 800		3 550	3 195

<sup>a</sup> The reference number corresponds to the approximate diameter, in millimetres.

<sup>b</sup> The linear density, in kilotex, corresponds to the net mass per length of rope, expressed in grams per metre or in kilograms per thousand metres.

<sup>c</sup> The linear density is under reference tension and is measured as specified in ISO 2307.

<sup>d</sup> The breaking forces quoted in this table relate to new dry ropes. In wet conditions, the breaking force will be lower.

<sup>e</sup> A force determined by the test methods specified in ISO 2307 is not necessarily an accurate indication of the force at which that rope might break in other circumstances and situations. The type and quality of the termination rate of force application, prior conditioning and previous force applications to the rope can significantly influence the breaking force. A rope bent around a post, capstan, pulley or sheave might break at a significantly lower force. A knot or other distortion in a rope might significantly reduce the breaking force.

**Table 3 — Linear density and minimum breaking force (MBF) of 8 and 12-strand braided polyamide ropes, types L and T**

Reference number <sup>a</sup>	Linear density <sup>b c</sup>		Minimum breaking force <sup>d e</sup>			
	Nominal ktex	Tolerance %	kN			
			8 strands		12 strands	
			Unspliced ropes	Ropes with eye-spliced terminations	Unspliced ropes	Ropes with eye-spliced terminations
12	90,0	±8	30,0	27,0	31,5	28,4
16	160		53,0	47,7	56	50,4
20	250	±5	80,0	72,0	85	76,5
24	360		112	101	118	106
28	490		150	135	160	144

Table 3 (continued)

Reference number <sup>a</sup>	Linear density <sup>b c</sup>		Minimum breaking force <sup>d e</sup>			
	Nominal ktex	Tolerance %	kN			
			8 strands		12 strands	
			Unspliced ropes	Ropes with eye-spliced terminations	Unspliced ropes	Ropes with eye-spliced terminations
30	560	±5	170	153	180	162
32	640		200	180	212	191
36	810		250	225	265	239
40	1 000		300	270	315	284
44	1 210		355	320	375	338
48	1 440		425	383	450	405
52	1 700		500	450	530	477
56	1 970		560	504	600	540
60	2 260		630	567	670	603
64	2 570		710	639	750	675
72	3 250		900	810	950	855
80	4 010		1 120	1 008	1 180	1 062
88	4 860		1 320	1 188	1 400	1 260
96	5 780		1 600	1 440	1 700	1 530
104	6 780		1 800	1 620	1 900	1 710
112	7 870		2 120	1 908	2 240	2 016
120	9 030	2 360	2 124	2 500	2 250	
128	10 100	2 650	2 385	2 800	2 520	
136	11 600	3 000	2 700	3 150	2 835	
144	13 000	3 350	3 015	3 550	3 195	
160	16 100	4 250	3 825	4 500	4 050	

<sup>a</sup> The reference number corresponds to the approximate diameter, in millimetres.

<sup>b</sup> The linear density, in kilotex, corresponds to the net mass per length of rope, expressed in grams per metre or in kilograms per thousand metres.

<sup>c</sup> The linear density is under reference tension and is measured as specified in ISO 2307.

<sup>d</sup> The breaking forces quoted in this table relate to new dry ropes. In wet conditions, the breaking force will be lower.

<sup>e</sup> A force determined by the test methods specified in ISO 2307 is not necessarily an accurate indication of the force at which that rope might break in other circumstances and situations. The type and quality of the termination rate of force application, prior conditioning and previous force applications to the rope can significantly influence the breaking force. A rope bent around a post, capstan, pulley or sheave might break at a significantly lower force. A knot or other distortion in a rope might significantly reduce the breaking force.

NOTE The relation between the minimum breaking force (MBF) and the reference number (RN) is given by the following formula:

$$\text{RN} = 1,982 \times \text{MBF}^{0,527} \text{ for unspliced 8-strand ropes}$$

$$\text{RN} = 1,925 \times \text{MBF}^{0,527} \text{ for unspliced 12-strand ropes}$$

## 7 Marking

Type 1 ropes (reference number less than 14) shall be marked using a green thread. For other ropes, the marking shall be in accordance with ISO 9554.

---

---

**ICS 59.080.50**

Price based on 7 pages

-----