



INTERNATIONAL STANDARD ISO 286-2:2010
TECHNICAL CORRIGENDUM 1

Published 2013-08-01

INTERNATIONAL ORGANIZATION FOR STANDARDIZATION • МЕЖДУНАРОДНАЯ ОРГАНИЗАЦИЯ ПО СТАНДАРТИЗАЦИИ • ORGANISATION INTERNATIONALE DE NORMALISATION

**Geometrical product specifications (GPS) — ISO code system
for tolerances on linear sizes —**

Part 2:

**Tables of standard tolerance classes and limit deviations for
holes and shafts**

TECHNICAL CORRIGENDUM 1

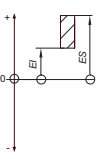
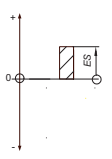
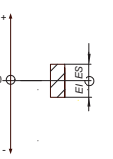
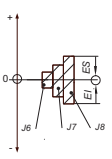
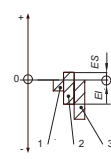
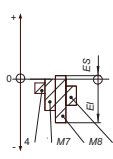
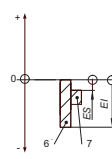
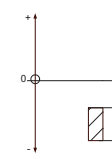
*Spécification géométrique des produits (GPS) — Système de codification ISO pour les tolérances sur les
tailles linéaires —*

Partie 2: Tableaux des classes de tolérance normalisées et des écarts limites des alésages et des arbres

RECTIFICATIF TECHNIQUE 1

Technical Corrigendum 1 to ISO 286-2:2010 was prepared by Technical Committee ISO/TC 213, *Dimensional and geometrical product specifications and verifications*.

Replace Figure 1 by the following:

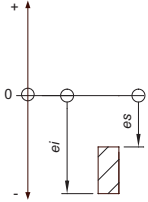
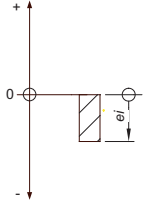
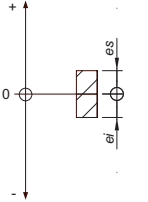
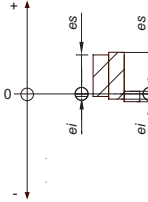
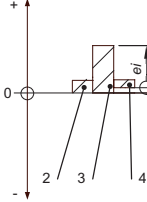
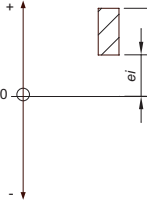
Limit deviation							
A to G	H	JS	J	K	M	N	P to ZC
 <p>$ES = EI + IT$</p> <p>$EI > 0$</p> <p>(see Table 2)</p>	 <p>$ES = 0 + IT$</p> <p>$EI = 0$</p>	 <p>$ES = +IT/2$</p> <p>$EI = -IT/2$</p>	 <p>$ES > 0$</p> <p>(see Table 2)</p>	 <p>ES</p> <p>(see Table 2 and 3)</p> <p>$EI = ES - IT$</p>	 <p>ES</p> <p>(see Table 2 and 3)</p> <p>$EI = ES - IT$</p>	 <p>ES</p> <p>(see Table 3)</p>	 <p>$ES < 0$</p> <p>(see Table 3)</p>
<p>NOTE 1 IT, see Table 1.</p> <p>NOTE 2 The represented tolerance intervals correspond approximately to a nominal size range of above 10 mm up to and including 18 mm.</p>							

Key

- 1 K1 to K3, and also K4 to K8, for nominal size ≤ 3 mm
- 2 K4 to K8, for sizes for which 3 mm < nominal size ≤ 500 mm
- 3 K9 to K18, and also K4 to K8 for nominal size > 500 mm
- 4 M1 to M6
- 5 M9 to M18, and also M7 to M8 for nominal size > 500 mm
- 6 N1 to N8 and also N9 to N18 for sizes for which 1 mm < nominal size ≤ 3 mm, as well as nominal size > 500 mm
- 7 N9 to N18 for sizes for which 3 mm < nominal size ≤ 500 mm

Page 3, Figure 2

Replace Figure 2 by the following:

Limit deviation					
a to g	h	js	j	k	m to z
 <p>$es < 0$ (see Table 4) $ei = es - IT$</p>	 <p>$es = 0$ $ei = 0 - IT$</p>	 <p>$es = + IT/2$ $ei = - IT/2$</p>	 <p>$es = ei + IT$ $ei < 0$ (see Table 4)</p>	 <p>$es = ei + IT$ $ei = 0 \text{ or } > 0$ (see Table 5)</p>	 <p>$es = ei + IT$ $ei > 0$ (see Table 5)</p>
NOTE 1 IT, see Table 1.					
NOTE 2 The represented tolerance intervals correspond approximately to a nominal size range of above 10 mm up to and including 18 mm.					

Key

- 1 j5, j6
- 2 k1 to k3, and also k4 to k7 for nominal size ≤ 3 mm
- 3 k4 to k7 for sizes where 3 mm < nominal size ≤ 500 mm
- 4 k8 to k18, and also k4 to k7 for sizes > 500 mm

Page 8, Table 2

In Table 2, replace 60 by 660 as the value for the lower limit deviation, EI , for tolerance class A9 for the nominal size above 180 mm up to and including 200 mm.

Page 12, Table 6

In Table 6, replace 25 by 26 as the value for the upper limit deviation, ES , for tolerance class H1 for the nominal size above 2 500 mm up to and including 3 150 mm.

Page 13, Table 7

In Table 7, make the following changes:

- a) replace $\pm 0,05$ by $\pm 0,5$ as the value for the upper limit and lower deviation, *ES* and *EI*, for tolerance class JS1 for nominal size above 3 mm up to and including 6 mm;
- b) replace $\pm 0,05$ by $\pm 0,5$ as the value for the upper limit and lower deviation, *ES* and *EI*, for tolerance class JS1 for the nominal size above 6 mm up to and including 10 mm.

Page 14, Table 8

In Table 8, replace -5 by -7 as the value for the lower limit deviation, *EI*, for tolerance class J6 for the nominal size above 250 mm up to and including 315 mm.

Page 19, Table 12

In Table 12, make the following changes:

- a) replace 165 by 166 as the value for the lower limit deviation, *EI*, for tolerance class S9 for the nominal size above 100 mm up to and including 120 mm;
- b) replace -387 by -407 as the value for the lower limit deviation, *EI*, for tolerance class S9 for the nominal size above 450 mm up to and including 500 mm;
- c) replace -96 by -98 as the value for the lower limit deviation, *EI*, for tolerance class S10 for the nominal size above 10 mm up to and including 18 mm.

Page 26, Table 17

In Table 17, replace -150 by -160 as the value for the lower limit deviation, *ei*, for tolerance class c12 for the nominal size up to and including 3 mm.

Page 33, Table 24

In Table 24, replace 190 by 180 as the value for the upper limit deviation, *es*, for tolerance class k13 for the nominal size above 3 mm up to and including 6 mm.

Page 42, Table 30

In Table 30, replace 650 by 605 as the value for the upper limit deviation, *es*, for tolerance class x9 for the nominal size above 250 mm up to and including 280 mm.