



INTERNATIONAL STANDARD ISO 286-1:2010
TECHNICAL CORRIGENDUM 1

Published 2013-08-01

INTERNATIONAL ORGANIZATION FOR STANDARDIZATION • МЕЖДУНАРОДНАЯ ОРГАНИЗАЦИЯ ПО СТАНДАРТИЗАЦИИ • ORGANISATION INTERNATIONALE DE NORMALISATION

**Geometrical product specifications (GPS) — ISO code system
for tolerances on linear sizes —**

**Part 1:
Basis of tolerances, deviations and fits**

TECHNICAL CORRIGENDUM 1

Spécification géométrique des produits (GPS) — Système de codification ISO pour les tolérances sur les tailles linéaires —

Partie 1: Base des tolérances, écarts et ajustements

RECTIFICATIF TECHNIQUE 1

Technical Corrigendum 1 to ISO 286-1:2010 was prepared by Technical Committee ISO/TC 213, *Dimensional and geometrical product specifications and verifications*.

Page 1, Normative references

Replace the reference to ISO 286-2:— with the following:

ISO 286-2:2010, *Geometrical product specifications (GPS) — ISO code system for tolerances on linear sizes — Part 2: Tables of standard tolerance classes and limit deviations for holes and shafts*

Delete the reference to Footnote 1) and the footnote “To be published. (Revision of ISO 286-2:1988)”.

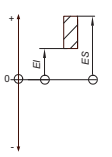
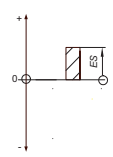
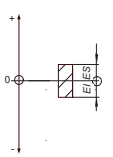
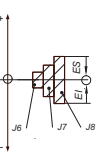
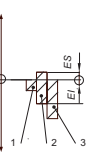
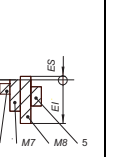
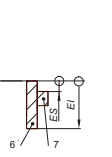
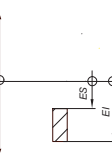
Page 16, 4.3.2.4, Example 3

Replace title by:

Toleranced size for a hole 28 P9 $\text{\textcircled{E}}$

Page 18, Figure 8

Replace Figure 8 by the following.

Limit deviation							
A to G	H	JS	J	K	M	N	P to ZC
 <p>$ES = EI + IT$</p> <p>$EI > 0$</p> <p>(see Table 2)</p>	 <p>$ES = 0 + IT$</p> <p>$EI = 0$</p>	 <p>$ES = +IT/2$</p> <p>$EI = -IT/2$</p>	 <p>$ES > 0$</p> <p>(see Table 2)</p>	 <p>$ES > 0$</p> <p>$EI < 0$</p>	 <p>$ES > 0$</p> <p>$EI < 0$</p> <p>(see Table 2 and 3)</p>	 <p>$ES > 0$</p> <p>$EI < 0$</p>	 <p>$ES < 0$</p> <p>(see Table 3)</p>
<p>$EI = ES - IT$</p>							
<p>NOTE 1 IT, see Table 1.</p> <p>NOTE 2 The represented tolerance intervals correspond approximately to a nominal size range of above 10 mm up to and including 18 mm.</p>							

Key

- 1 K1 to K3, and also K4 to K8, for nominal size ≤ 3 mm
- 2 K4 to K8, for sizes for which $3 \text{ mm} < \text{nominal size} \leq 500$ mm
- 3 K9 to K18, and also K4 to K8 for nominal size > 500 mm
- 4 M1 to M6
- 5 M9 to M18, and also M7 to M8 for nominal size > 500 mm
- 6 N1 to N8 and also N9 to N18 for sizes for which $1 \text{ mm} < \text{nominal size} \leq 3$ mm, as well as nominal size > 500 mm
- 7 N9 to N18 for sizes for which $3 \text{ mm} < \text{nominal size} \leq 500$ mm

Page 19, Figure 9

Replace Figure 9 by the following.

Limit deviation					
a to g	h	js	j	k	m to z
<p>$es < 0$ (see Table 4) $ei = es - IT$</p>	<p>$es = 0$ $ei = 0 - IT$</p>	<p>$es = + IT/2$ $ei = - IT/2$</p>	<p>$es = ei + IT$ $ei < 0$ (see Table 4)</p>	<p>$es = ei + IT$ $ei = 0$ or > 0 (see Table 5)</p>	<p>$es = ei + IT$ $ei > 0$ (see Table 5)</p>
<p>NOTE 1 IT, see Table 1.</p> <p>NOTE 2 The represented tolerance intervals correspond approximately to a nominal size range of above 10 mm up to and including 18 mm.</p>					

Key

- 1 j5, j6
- 2 k1 to k3, and also k4 to k7 for nominal size ≤ 3 mm
- 3 k4 to k7 for sizes where 3 mm $<$ nominal size ≤ 500 mm
- 4 k8 to k18, and also k4 to k7 for sizes > 500 mm

Page 22, Table 3

Move the last two rows in Table 3, to Table 3 (*continued*) on page 23.

Replace Table 3 (continued) by the following.

Nominal size mm		Fundamental deviation values Upper limit deviation, <i>ES</i>							
Above	Up to and including	Up to and including IT8	Above IT8	Up to and including IT7	Standard tolerance grades above IT7				
		N ^{a,b}		P to ZC ^a	P	R	S	T	U
500	560	-44	Values as for standard tolerance grades above IT7 increased by Δ	-78	-150	-280	-400	-600	
560	630				-155	-310	-450	-660	
630	710	-50		-88	-175	-340	-500	-740	
710	800				-185	-380	-560	-840	
800	900	-56		-100	-210	-430	-620	-940	
900	1 000				-220	-470	-680	-1 050	
1 000	1 120	-66		-120	-250	-520	-780	-1 150	
1 120	1 250				-260	-580	-840	-1 300	
1 250	1 400	-78		-140	-300	-640	-960	-1 450	
1 400	1 600				-330	-720	-1 050	-1 600	
1 600	1 800	-92		-170	-370	-820	-1 200	-1 850	
1 800	2 000				-400	-920	-1 350	-2 000	
2 000	2 240	-110		-195	-440	-1 000	-1 500	-2 300	
2 240	2 500				-460	-1 100	-1 650	-2 500	
2 500	2 800	-135		-240	-550	-1 250	-1 900	-2 900	
2 800	3 150				-580	-1 400	-2 100	-3 200	

^a For determining the values N and P to ZC, see 4.3.2.5

^b Fundamental deviations N for standard tolerance grades above IT8 shall not be used for nominal sizes ≤ 1 mm.

Replace value for upper limit deviation for tolerance grade ef for nominal size from 18 mm up to and including 30 mm to -28 (not -25) in Table 4.