

---

---

**Textile machinery and accessories —  
Rings and travellers for ring spinning  
and ring twisting frames —**

**Part 2:  
HZ- and J-rings and their travellers**

*Matériel pour l'industrie textile — Anneaux et curseurs pour machines  
à filer et à retordre —*

*Partie 2: Anneaux HZ et J et leurs curseurs*



**PDF disclaimer**

This PDF file may contain embedded typefaces. In accordance with Adobe's licensing policy, this file may be printed or viewed but shall not be edited unless the typefaces which are embedded are licensed to and installed on the computer performing the editing. In downloading this file, parties accept therein the responsibility of not infringing Adobe's licensing policy. The ISO Central Secretariat accepts no liability in this area.

Adobe is a trademark of Adobe Systems Incorporated.

Details of the software products used to create this PDF file can be found in the General Info relative to the file; the PDF-creation parameters were optimized for printing. Every care has been taken to ensure that the file is suitable for use by ISO member bodies. In the unlikely event that a problem relating to it is found, please inform the Central Secretariat at the address given below.



**COPYRIGHT PROTECTED DOCUMENT**

© ISO 2009

All rights reserved. Unless otherwise specified, no part of this publication may be reproduced or utilized in any form or by any means, electronic or mechanical, including photocopying and microfilm, without permission in writing from either ISO at the address below or ISO's member body in the country of the requester.

ISO copyright office  
Case postale 56 • CH-1211 Geneva 20  
Tel. + 41 22 749 01 11  
Fax + 41 22 749 09 47  
E-mail [copyright@iso.org](mailto:copyright@iso.org)  
Web [www.iso.org](http://www.iso.org)

Published in Switzerland

## Foreword

ISO (the International Organization for Standardization) is a worldwide federation of national standards bodies (ISO member bodies). The work of preparing International Standards is normally carried out through ISO technical committees. Each member body interested in a subject for which a technical committee has been established has the right to be represented on that committee. International organizations, governmental and non-governmental, in liaison with ISO, also take part in the work. ISO collaborates closely with the International Electrotechnical Commission (IEC) on all matters of electrotechnical standardization.

International Standards are drafted in accordance with the rules given in the ISO/IEC Directives, Part 2.

The main task of technical committees is to prepare International Standards. Draft International Standards adopted by the technical committees are circulated to the member bodies for voting. Publication as an International Standard requires approval by at least 75 % of the member bodies casting a vote.

Attention is drawn to the possibility that some of the elements of this document may be the subject of patent rights. ISO shall not be held responsible for identifying any or all such patent rights.

ISO 96-2 was prepared by Technical Committee ISO/TC 72, *Textiles machinery and accessories*, Subcommittee SC 1, *Spinning preparatory, spinning, twisting and winding machinery and accessories*.

This second edition cancels and replaces the first edition (ISO 96-2:1992), which has been technically revised.

ISO 96 consists of the following parts, under the general title *Textile machinery and accessories — Rings and travellers for ring spinning and ring twisting frames*:

- *Part 1: Flange rings T and SF and their travellers*
- *Part 2: HZ- and J-rings and their travellers*



# Textile machinery and accessories — Rings and travellers for ring spinning and ring twisting frames —

## Part 2: HZ- and J-rings and their travellers

### 1 Scope

This part of ISO 96 specifies the principal dimensions of HZ- and J-rings, and the mass and tolerance on the mass, of the appropriate travellers for HZ- and J-rings employed on ring spinning and ring twisting machines. It also specifies the method of designation of the travellers.

### 2 Normative references

The following referenced documents are indispensable for the application of this document. For dated references, only the edition cited applies. For undated references, the latest edition of the referenced document (including any amendments) applies.

ISO 3, *Preferred numbers — Series of preferred numbers*

### 3 Principal dimensions of HZ- and J-rings

The principal dimensions of HZ- and J-rings are illustrated in Figure 1 and Figure 2, respectively, and specified in Table 1.

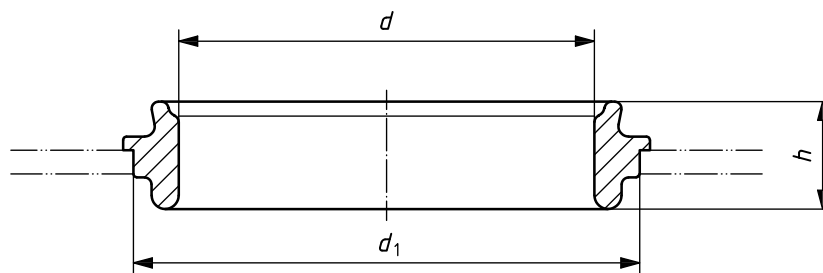


Figure 1 — Example of an HZ-ring (vertical ring)

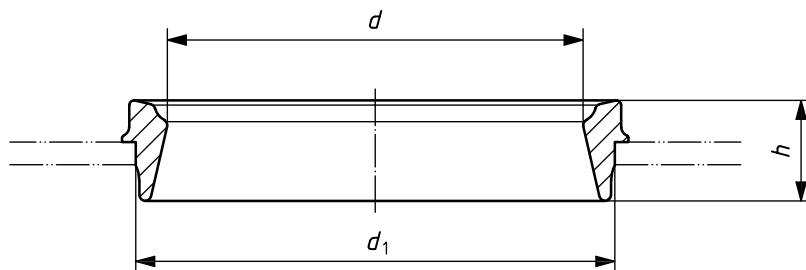


Figure 2 — Example of a J-ring (conical ring)

Table 1 — Ring dimensions

Dimensions in millimetres

Ring type inside diameter <i>d</i>	Tolerance of fitting diameter <i>d</i> <sub>1</sub> tolerance <sup>a</sup>	HZ height <i>h</i> +0,1 0	J height <i>h</i> +0,1 0
45	0 -0,25	6,3	9,1
48			
50			
55			
60			
65			
70			
75			
80	0 -0,32	11,1	11,1
90			
100			
110			
125	0 -0,4	16,7	17,4
140			
150			
160	0 -0,55	25,4	38,1
180			
200			
> 200			

<sup>a</sup> The tolerance refers to the diameter *d*<sub>1</sub>, excluding any ovality.

## 4 Travellers

4.1 Examples of travellers appropriate for HZ- and J-rings are shown in Figures 3 and 4, and Figures 5 and 6, respectively.

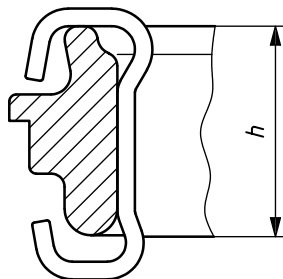


Figure 3 — Example of a metal traveller on an HZ-ring

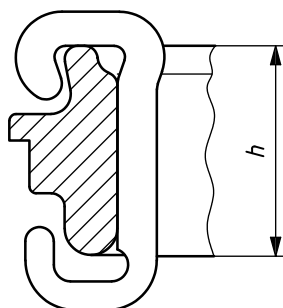


Figure 4 — Example of a plastic traveller on an HZ-ring

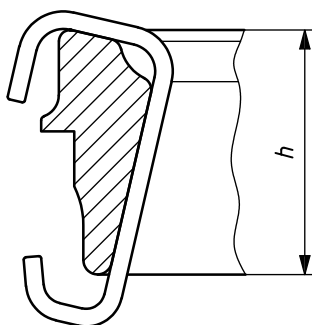


Figure 5 — Example of a metal traveller on a J-ring

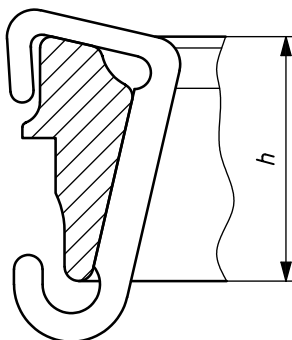


Figure 6 — Example of a plastic traveller on a J-ring

4.2 The values for traveller mass are given in Table 2.

The traveller mass is taken from the R20 series of preferred numbers in accordance with ISO 3. The range of traveller mass comprises values from 9 to 20 000 inclusive.

The traveller mass represents the nominal mass, in grams, of 1 000 travellers of the same type.

The tolerance on the nominal mass for 1 000 travellers of the same type is  $\pm 3\%$  for metal travellers and  $\left(\begin{smallmatrix} +5 \\ 0 \end{smallmatrix}\right)\%$  for plastic travellers.

**Table 2 — Traveller mass**

<b>Mass of traveller</b> (grams per 1 000 travellers)			
9	63	450	3 150
10	71	500	3 550
11,2	80	560	4 000
12,5	90	630	4 500
14	100	710	5 000
16	112	800	5 600
18	125	900	6 300
20	140	1 000	7 100
22,4	160	1 120	8 000
25	180	1 250	9 000
28	200	1 400	10 000
31,5	224	1 600	11 200
35,5	250	1 800	12 500
40	280	2 000	14 000
45	315	2 240	16 000
50	355	2 500	18 000
56	400	2 800	20 000



## 5 Designation of travellers

The designation of a traveller for an HZ- or J-ring shall include the following information:

- a) "Traveller";
- b) reference to this part of ISO 96 (i.e. ISO 96-2);
- c) the symbol "HZ" or "J";
- d) the height,  $h$ , in millimetres, of the appropriate ring;
- e) the manufacturer's designation for the traveller style (optional);
- f) the wire section symbol (if applicable), e.g. "f", "r" ("f" = flat, "r" = round);
- g) the traveller mass (see Table 2);
- h) the traveller material if it is other than steel (where this information is omitted, it is assumed that the traveller material is steel);
- i) the surface finish (optional);
- j) the presentation (loose or stacked).

© ISO 2009. All rights reserved.

---

---

**ICS 59.120.10**

Price based on 5 pages