



BSI Standards Publication

**Anodizing of aluminium and its alloys — Experimental research on possible alternative sealing quality test methods to replace the phosphoric acid/chromic acid immersion test — Evaluation of correlations**

### **National foreword**

This Published Document is the UK implementation of ISO/TR 16689:2012.

The UK participation in its preparation was entrusted to Technical Committee STI/32, Anodic oxidation coatings on aluminium.

A list of organizations represented on this committee can be obtained on request to its secretary.

This publication does not purport to include all the necessary provisions of a contract. Users are responsible for its correct application.

© The British Standards Institution 2012

Published by BSI Standards Limited 2012

ISBN 978 0 580 75121 9

ICS 25.220.20

**Compliance with a British Standard cannot confer immunity from legal obligations.**

This Published Document was published under the authority of the Standards Policy and Strategy Committee on 31 July 2012.

### **Amendments issued since publication**

| <b>Amd. No.</b> | <b>Date</b> | <b>Text affected</b> |
|-----------------|-------------|----------------------|
|-----------------|-------------|----------------------|

---

# TECHNICAL REPORT

# ISO/TR 16689

First edition  
2012-05-01

---

---

## **Anodizing of aluminium and its alloys — Experimental research on possible alternative sealing quality test methods to replace the phosphoric acid/chromic acid immersion test — Evaluation of correlations**

*Anodisation de l'aluminium et ses alliages — Recherche expérimentale  
sur les méthodes alternatives possibles d'essai de qualité de colmatage  
pour remplacer l'essai d'immersion dans l'acide phosphochromique —  
Évaluation des corrélations*



Reference number  
ISO/TR 16689:2012(E)



**COPYRIGHT PROTECTED DOCUMENT**

© ISO 2012

All rights reserved. Unless otherwise specified, no part of this publication may be reproduced or utilized in any form or by any means, electronic or mechanical, including photocopying and microfilm, without permission in writing from either ISO at the address below or ISO's member body in the country of the requester.

ISO copyright office  
Case postale 56 • CH-1211 Geneva 20  
Tel. + 41 22 749 01 11  
Fax + 41 22 749 09 47  
E-mail [copyright@iso.org](mailto:copyright@iso.org)  
Web [www.iso.org](http://www.iso.org)

Published in Switzerland

## Contents

Page

|  |           |
|--|-----------|
| Foreword .....   | iv        |
| Introduction.....  | v         |
| <b>1</b> <b>Scope</b> .....  | <b>1</b>  |
| <b>2</b> <b>Literature research</b> .....                                | <b>2</b>  |
| 2.1 <b>General</b> .....   | 2         |
| 2.2 <b>Acidified sulfite test (Kape test)</b> .....                      | 2         |
| 2.3 <b>Acetic acid/sodium acetate solution test</b> .....                | 2         |
| 2.4 <b>Chromic/phosphoric acid solution test</b> .....                   | 3         |
| 2.5 <b>Sulfuric acid solution test</b> .....                             | 4         |
| <b>3</b> <b>Materials and experimental</b> .....                         | <b>4</b>  |
| 3.1 <b>Anodizing</b> .....   | 4         |
| 3.2 <b>Sealing</b> .....   | 4         |
| 3.3 <b>Measurements of sealing quality</b> .....                         | 5         |
| <b>4</b> <b>Results</b> .....  | <b>7</b>  |
| 4.1 <b>Masking of cut surfaces</b> .....                                 | 7         |
| 4.2 <b>Bare aluminium and dissolution in the dissolution tests</b> ..... | 7         |
| 4.3 <b>Hot sealing</b> .....   | 7         |
| 4.4 <b>Cold sealing (two step)</b> .....                                 | 13        |
| 4.5 <b>Nickel-based medium temperature sealing</b> .....                 | 17        |
| 4.6 <b>Nickel-free medium temperature sealing</b> .....                  | 21        |
| <b>5</b> <b>Discussion</b> .....   | <b>24</b> |
| <b>6</b> <b>Conclusion</b> .....   | <b>26</b> |
| <b>Annex A (Informative) Qualanod working group report</b> .....         | <b>27</b> |
| <b>Bibliography</b> .....  | <b>30</b> |

## Foreword

ISO (the International Organization for Standardization) is a worldwide federation of national standards bodies (ISO member bodies). The work of preparing International Standards is normally carried out through ISO technical committees. Each member body interested in a subject for which a technical committee has been established has the right to be represented on that committee. International organizations, governmental and non-governmental, in liaison with ISO, also take part in the work. ISO collaborates closely with the International Electrotechnical Commission (IEC) on all matters of electrotechnical standardization.

International Standards are drafted in accordance with the rules given in the ISO/IEC Directives, Part 2.

The main task of technical committees is to prepare International Standards. Draft International Standards adopted by the technical committees are circulated to the member bodies for voting. Publication as an International Standard requires approval by at least 75 % of the member bodies casting a vote.

In exceptional circumstances, when a technical committee has collected data of a different kind from that which is normally published as an International Standard ("state of the art", for example), it may decide by a simple majority vote of its participating members to publish a Technical Report. A Technical Report is entirely informative in nature and does not have to be reviewed until the data it provides are considered to be no longer valid or useful.

Attention is drawn to the possibility that some of the elements of this document may be the subject of patent rights. ISO shall not be held responsible for identifying any or all such patent rights.

ISO/TR 16689 was prepared by Technical Committee ISO/TC 79, *Light metals and their alloys*, Subcommittee SC 2, *Organic and anodic oxidation coatings on aluminium*.

## Introduction

The chromic/phosphoric acid solution (CPA) test is the main test used internationally to assess the quality of sealing of anodic oxidation coatings on aluminium. The method is described in ISO 3210<sup>[1]</sup>, ASTM B680<sup>[2]</sup>, EN 12373-6<sup>[3]</sup> and EN 12373-7<sup>[4]</sup>. ISO 7599<sup>[5]</sup> and EN 12373-1<sup>[6]</sup> designate it to be the referee test, as do the voluntary standards of Qualanod<sup>[7]</sup> and the AAMA (American Architectural Manufacturers' Association)<sup>[8]</sup>.

The CPA test was originally proposed by two workers at Alcoa, J. H. Manhart and W. C. Cochran, in the early 1970s<sup>[9]</sup>. They compared it for hot-water sealing with various simple laboratory tests including other acid dissolution tests, some of which were in regular use at that time and were described in ISO 2932<sup>[10]</sup>. Since the adoption of the CPA test, practical experience has revealed that low-coating mass loss is an indication of good sealing quality and of the ability of the coating to resist staining and blooming in many types of service.

There is mounting concern in Europe over the use of this test because the test solution contains hexavalent chromium [Cr(VI)] which is a human carcinogen via inhalation. Chromic acid was included, 2010-12-15, in The European Chemicals Agency candidate list of substances of very high concern for authorization. Special authorization will have to be obtained for the use of such substances in every application.

In 2007 Qualanod initiated a study to identify potential alternative tests. It was decided to restrict this to acid dissolution tests because it was expected that they would behave in a manner most similar to the CPA test. A list of criteria was drawn up for alternative tests to be assessed against. These criteria included ones that would favour easy-to-use immersion tests. The technical literature was reviewed and a shortlist of tests produced.

The next stage was to carry out experimental work to determine whether the alternative tests were comparable to the CPA test for a range of sealing methods. Sapa Technology offered to undertake this project. Sapa found that neither of the acid immersion tests evaluated were suitable alternatives to the CPA test. This was because they responded very differently depending on the sealing method. It is believed that the response of any immersion test is dependent on the solution composition. Sapa also found that the admittance test was good at distinguishing sealing quality for all the sealing methods. However, admittance is a property of the whole of the anodized coating whereas the CPA test is surface-specific, providing a prediction of the likelihood of surface degradation during service.

This Technical Report contains an edited version of Sapa Technology technical report D09-0179<sup>[11]</sup>.

It is believed that future investigations should focus on finding a test method that will enable the prediction of superficial, cosmetic degradation during exposure to the weather. This would not include the ability of an anodized coating to protect the aluminium from pitting corrosion, which can already be assessed using a salt spray test. Rather, it would assess the susceptibility to weathering effects such as staining, blooming, chalking, resmutting and iridescence.

# Anodizing of aluminium and its alloys — Experimental research on possible alternative sealing quality test methods to replace the phosphoric acid/chromic acid immersion test — Evaluation of correlations

## 1 Scope

This Technical Report contains data from an evaluation of candidates to replace the chromic/phosphoric acid solution (CPA) test for the quality of sealing of anodic oxidation coatings on aluminium.

Following a review by Qualanod (see Working Group report in Annex A), it was agreed with Sapa Technology that the candidate tests for evaluation would be as follows:

- acetic acid/sodium acetate solution (AASA) test as described in ISO 2932<sup>[10]</sup>, a method used in the 1970s;
- sulfuric acid solution (SA) test as described by Manhart and Cochran<sup>[9]</sup>.

The evaluation consists of a comparison of the candidates with the CPA (EN 12373-6<sup>[3]</sup>), dye absorption (EN 12373-4<sup>[12]</sup>) and admittance tests (EN 12373-5<sup>[13]</sup>) using four different sealing methods:

- hot-water sealing;
- cold sealing;
- medium-temperature (midtemp) sealing using a nickel-containing solution;
- midtemp sealing using a nickel-free solution.

An immersion test based on the CPA test, but without the inclusion of chromic acid, was excluded due to the similarity with the SA test. The scope of the work to develop a new phosphoric acid method was considered too comprehensive for this project.

In general, the sealed coating (pores filled by hydration) loses mass and thickness linearly with dissolution time. Different sealing methods (or sealing conditions of time, temperature, pH, composition of sealing solution) result in different pore-filling material with differences in resistance to acid dissolution. When considering replacing the CPA test with an alternative acid dissolution test, there are some criteria for a new test. If possible, the response to the test should be similar for different sealing methods, i.e. it should be possible to use the same standard even if the sealing method is different. There should be a significant difference in the mass loss for a good and a bad sealing.



## 2 Literature research

### 2.1 General

A comprehensive survey of the methods of testing the sealing quality of anodic coatings was given by Manhart and Cochran<sup>[9]</sup> and by Kape<sup>[14]</sup> in the 1970s. A more recent survey was made in 1987 by Wernick and al.<sup>[15]</sup> where the main acid dissolution tests are:

- acidified sulfite test (Kape test);
- AASA test;
- CPA test.

These tests are explained below, see 2.2 to 2.4.

In Figure 1 is shown the correlation of several acid dissolution tests with sealing time for sulfuric acid coatings published by Manhart and Cochran<sup>[9]</sup>. Note that the curves generally exhibit the same shape with a difference in the absolute value of the mass loss. The thickness of the anodic oxide is about 25 µm (estimated from given anodizing conditions).

### 2.2 Acidified sulfite test (Kape test)

The test solution is a mixture of sodium sulfite, acetic acid and sulfuric acid at 90 °C to 92 °C and pH 2,5 such that sulfur dioxide is evolved but mainly retained in solution. Test solution: 1 000 ml deionized water to which have been added glacial acetic acid (20 ml/l to 40 ml/l) to give a pH of 3,6 to 3,8 followed by 5 N sulfuric acid (10 ml/l to 15 ml/l) to give a pH of 2,5 at room temperature. A predip is made 10 min in 50 % by volume nitric acid at room temperature.

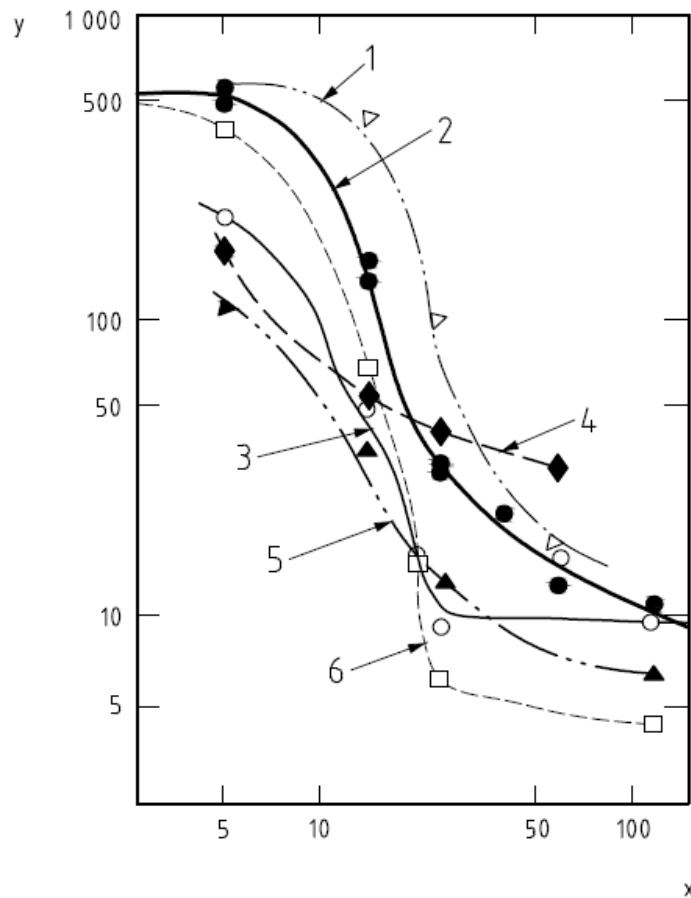
The mass of the sample is assessed before predip, after predip and after immersion in test solution. Immersion of the sample for 20 min. Note that care should be taken such that the solution temperature does not at any time exceed 92 °C or the sulfur dioxide dissolved in the solution will be boiled off.

For a coating of good quality the loss of mass between the first and second weighing is negligible (a significant difference indicates an excessively porous coating). Assessment of total mass loss is made using the mass loss between the second and third weighings. A maximum mass loss 20 mg/dm<sup>2</sup> is permitted<sup>[15]</sup> (not specified in the standard). The test is described in the standard ISO 2932<sup>[10]</sup> which was withdrawn in 1991.

### 2.3 Acetic acid/sodium acetate solution test

This sealing quality test was made according to standard ISO 2932<sup>[10]</sup>. The method was used in the 1970s but the standard was withdrawn in 1991 being replaced with the CPA test.

The test solution is a mixture of 100 ml/l acetic (glacial) acid, 0,5 g/l sodium acetate in deionized water at pH 2,3 to 2,5. Renewed solution after each test is recommended. Not more than 3 dm<sup>2</sup> surface area of immersed sample per litre of solution. Non-anodized areas are not taken into account when calculating the surface area since the solution only slightly attacks bare metal (not more than 0,05 mg/cm<sup>2</sup>), unless the bare areas exceeds 5 % of the total surface area of the sample. During immersion, 15 min, the solution is maintained at boiling point. A maximum mass loss of 20 mg/dm<sup>2</sup> is permitted<sup>[15]</sup>. Furneaux and Wood pointed out that this test might be less suitable for other sealing methods than conventional hot sealing (e.g. nickel-based cold sealing)<sup>[16]</sup>.



**Key**

- y mass loss, expressed in mg/dm<sup>2</sup> (log scale)
- x sealing time, expressed in minutes (log scale)
- 1 15 % H<sub>2</sub>SO<sub>4</sub>
- 2 2 % CrO<sub>3</sub>-5 % H<sub>3</sub>PO<sub>4</sub>
- 3 acetic acid
- 4 6 % citric acid
- 5 acidified Na<sub>2</sub>SO<sub>3</sub>
- 6 20 % HNO<sub>3</sub>

NOTE This figure is reproduced with permission from the National Association for Surface Finishing, 1155 15th St., NW, Suite 500, Washington, DC 20005 USA.

**Figure 1 — Correlation of several acid dissolution tests with sealing time for sulfuric acid coatings<sup>[9]</sup>**

**2.4 Chromic/phosphoric acid solution test**

This test was originally proposed by Manhart and Cochran in 1971<sup>[9]</sup> and was then adopted as the general referee mass loss test previously described by ISOv3210<sup>[1]</sup>. The sealing quality is evaluated with a mass loss test today according to EN 12373-6<sup>[3]</sup>. The mass loss test is destructive and frequently used as a complement to the dye spot test (EN 12373-4<sup>[12]</sup>). The better the sealing, the lower the mass loss in this test. The specifications on the mass loss vary depending on the application, even though for normal applications a mass loss of less than 30 mg/dm<sup>2</sup> is needed for approval according to Qualanod<sup>[7]</sup>.

The test solution is a mixture of 2 % by mass chromic acid and 5 % by mass phosphoric acid, operated at 37,8 °C for 15 min [the same solution is used at higher temperature for determination of oxide density (EN 12373-2<sup>[17]</sup>)].

Note the drying procedures associated with the weighing. Prior to weighing the sample is:

- degreased for 30 s in a suitable organic solvent (e.g. ethanol);
- left to dry 5 min in ambient atmosphere;
- placed in a drying oven pre-heated to 60 °C for 15 min;
- left to cool for 30 min over silica gel in a closed desiccator.

When this test is performed in a production line however the drying procedures are probably always simplified (i.e. no drying in oven and no cooling down in desiccator). This sealing test is sometimes combined with a 10 min predip in an aqueous solution containing  $(470 \pm 15)$  g/l nitric acid (EN 12373-7<sup>[4]</sup>), specified according to Qualanod<sup>[7]</sup>.

The test solution should not be used for more than 10 dm<sup>2</sup> surface area of immersed sample per litre of solution. The result is similar as with Kape and AASA tests but with greater mass losses (sulfuric acid anodized coatings)<sup>[14]</sup>. Some of the mentioned advantages<sup>[9]</sup> with the CPA test are the stability, convenient operating temperature, no attack of uncoated metal, a convenient test period and no unpleasant odour. Thickness loss and mass loss occur at the same rate.

## **2.5 Sulfuric acid solution test**

This method is described by Manhart and Cochran<sup>[9]</sup>. The test solution contains sulfuric acid in deionized water at 48,9 °C. The immersion time is 20 min. It is written that bare metal surfaces should be protected since the test solution also dissolves the aluminium and that the test might need a nitric acid predip.

## **3 Materials and experimental**

### **3.1 Anodizing**

Anodizing trials were made in an in-house anodizing pilot plant at Sapa Technology in Finspång, Sweden. The process sequence was: degreasing, alkaline etching, desmutter, anodizing, sealing. Profile samples for anodizing were of alloy EN AW 6063 and temper T6. The anodized area was 1 dm<sup>2</sup> (100 mm x 50 mm x 3 mm). An electrolyte with 185 g/l sulfuric acid at 20 °C was used anodizing at a current density of 1,5 A/dm<sup>2</sup> and, if nothing else is stated, with a target thickness of  $(20 \pm 1)$  µm which requires 42 min anodizing.

### **3.2 Sealing**

Details about the sealing additives used and conditions used during tests are shown in Table 1. Cold sealing was always made in combination with a hot sealing (i.e. dual step sealing) being 10 min. Note that the test conditions on purpose go outside the recommended working conditions.

**Table 1 — List of tested sealing additives with recommended working conditions and test conditions**

| Type of sealing | Product name      | Manufacturer       | Chemical  | Working conditions |                  |         | Test conditions |                 |                               |
|-----------------|-------------------|--------------------|---|--------------------|------------------|---------|-----------------|-----------------|-------------------------------|
|                 |                   |                    |   | °C                 | pH               | min/µm  | °C              | pH              | min/µm                        |
| Hot             | Almecco Seal SLX  | Henkel             | Anti-smut   | 97                 | 5,8              | 3       | 90/97           | 5,2/5,8         | 1/2/3                         |
| Midtemp         | Houghto seal A620 | Houghton Chemicals | Nickel acetate  | 74–85              | 5,5–6,1          | 0,55    | 80              | 5.8             | 0,25/0,4/<br>0,55/1/<br>1,5/2 |
|                 | Alfiseal 969      | Alufinish          | Mono- and dihexadecyl disulfonic diphenyloxide, disodium salt | 86–90              | 5,8–6,1          | 3       | 88              | 6,0             | 1/2/3                         |
| Cold            | PS41              | Metachem           | Nickel fluoride   | 28–32              | 5,8–6,4<br>(6,3) | 0,8–1,2 | 20/25/<br>30    | 5,5/5,8/<br>6,0 | 0,5/0,75/<br>1                |

NOTE The cold sealing step was followed by 10 min hot sealing at 96 °C.

### 3.3 Measurements of sealing quality

#### 3.3.1 Acid dissolution tests

These are mass loss tests that assess the resistance to dissolution by acid solutions.

##### 3.3.1.1 CPA test

The sealing quality was evaluated with a mass loss test according to EN 12373-6:1998<sup>[3]</sup>. A mass loss of less than 30 mg/dm<sup>2</sup> is needed for approval according to Qualanod<sup>[7]</sup>.

The test solution is a mixture of 2 % by mass chromic acid and 5 % by mass phosphoric acid, operated at 37,8 °C [the same solution is used at higher temperature for determination of oxide density (EN 12373-2<sup>[17]</sup>)]. Note the drying procedures associated with the weighing. Prior to weighing the sample is:

- degreased for 30 s in a suitable organic solvent (e.g. ethanol);
- left to dry 5 min ambient atmosphere;
- placed in a drying oven pre-heated to 60 °C for 15 min;
- left to cool for 30 min over silica gel in a closed desiccator.

When this test is performed in a production line however the drying procedures are probably always simplified (i.e. no drying in oven and no cooling down in desiccator).

This sealing test is sometimes combined with a 10 min predip in an aqueous solution containing (470 ± 15) g/l nitric acid (EN 12373-7<sup>[4]</sup>), specified according to Qualanod<sup>[7]</sup>.

The test solution should not be used for more than 10 dm<sup>2</sup> surface area of immersed sample per litre of solution. The mass loss of a bare aluminium substrate under test conditions was evaluated in 4.2.

### 3.3.1.2 AASA test

The test solution is a mixture of 100 ml acetic (glacial) acid, 0,5 g sodium acetate in deionized water (total volume 1 000 ml) pH 2,3 to pH 2,5. During immersion, 15 min, the solution is maintained at boiling point. After the test the sample is rinsed in deionized water, dried and reweighed. A maximum mass loss of 20 mg/dm<sup>2</sup> is permitted<sup>[15]</sup>.

Renewed solution after each test is recommended. Not more than 3 dm<sup>2</sup> surface area of immersed sample per litre of solution. Not anodized areas are not taken into account when calculating the surface area since the solution only slightly attacks bare metal (not more than 0,05 mg/cm<sup>2</sup> (5 mg/dm<sup>2</sup>) according to the standard) unless the bare areas exceed 5 % of the total surface area of the sample. The mass loss of a bare aluminium substrate under test conditions was evaluated in 4.2.

### 3.3.1.3 SA test

The test solution described contains 15 % sulfuric in deionized water at 48,9 °C<sup>[1]</sup>. For simplicity the temperature of the test solution in the trials made in this project was kept at 50 °C. The immersion time is 20 min<sup>[9]</sup>.

It is written that bare metal surfaces should be protected since the test solution also dissolves the aluminium and that the test might need a nitric acid predip<sup>[9]</sup>. The mass loss of a bare aluminium substrate under test conditions in the sulfuric acid test was evaluated in 4.2.

## 3.3.2 Admittance test

The sealing quality was also evaluated using the admittance test according to EN 12373-5<sup>[13]</sup>. The instrument used for the admittance measurements was an Anotest YD from Fischer (ring diameter 13 mm). Measurements were performed (if nothing else is mentioned) approximately 24 h after sealing and (according to the standard) the measuring probe was left in the electrolyte 2 min before reading the result. Approved value for an oxide thickness of 20 µm is approximately 20 µS. Values above this value are not approved.

Unlike the dye spot test and the mass loss test the admittance measurement takes into account the total oxide film thickness such that it is sensitive to the sealing of the pores (pore filling) in the bulk.

Note that, depending on sealing additive used, different results might be achieved (i.e. the sealing additive might influence the results obtained). The use of admittance measurements where cold (nickel fluoride) sealings have been used is not recommended according to Qualanod<sup>[7]</sup>. The presence of heavy metals (like nickel) in the oxide might increase the conductivity and therefore the admittance of the oxide. Nevertheless, in the datasheets for Alfiseal 985 (nickel fluoride cold sealing from Alufinish) impedance is however mentioned as one method to control the sealing quality (earliest 15 h after sealing).

The test is simple, fast (2 min) and in principle non-destructive (contact to the base metal is made with a screw preferably in one end of the profile).

Some admittance measurements were taken from a previous work reported in D07-0223<sup>[18]</sup>.

### 3.3.3 Dye spot test

The samples were evaluated with a dye spot test according to EN 12373-4. Rating 0 to 2 is accepted and 3 to 5 not accepted according to Qualanod (rating 0 is good quality; rating 5 is poor sealing quality)<sup>[7]</sup>.

## 4 Results

### 4.1 Masking of cut surfaces

In Annex A is shown the report of the Working Group (Qualanod) on the replacement for the CPA test for sealing quality. In the conclusions of this report are given three possible candidates to replace the CPA test: the AASA test; the SA test; a phosphoric acid test (similar to CPA test but without the chromic acid).

The SA and phosphoric acid tests suffer the disadvantage that those acids attack bare aluminium. Because of this a means of protecting the cut edges of test coupons would have to be developed.

Initial trials were made where masking of the cut surfaces were made using nail polish. The nail polish was applied on cut surfaces after the initial weighing and removed using acetone (masked surfaces) followed by ethanol (full sample) before the second weighing. The preliminary results show that this could be a possible method to use. It is important however that the cut surfaces are smooth enough to facilitate the removal of the nail polish after performed test. More tests are needed however. For reasons described in 4.2 below the work with developing a masking method was not completed.

### 4.2 Bare aluminium and dissolution in the dissolution tests

When investigating the mass loss of a bare aluminium substrate under test conditions in the different acid dissolution tests the mass loss turned out to be very low, see Table 2, within the region of the accuracy of the measurement (the result from the CPA test is even negative). The total mass loss on a sample where the cut surface (bare aluminium surface) corresponds to 2 %, 5 % and 10 % of the total sample surface respectively was estimated to be less than 0,3 mg/dm<sup>2</sup>. This is very low and we concluded that a masking method was not needed in cases where the bare aluminium surface is less than 5 % (the same criteria as for the AASA test).

**Table 2 — Measured mass loss on a bare aluminium substrate**

| Dissolution test | Sample area (dm <sup>2</sup> ) | Mass loss (mg/dm <sup>2</sup> ) | Calculated mass losses for different percentages of bare aluminium (mg/dm <sup>2</sup> ) |      |      |
|------------------|--------------------------------|---------------------------------|--|------|------|
|                  |                                |                                 | 2%   | 5%   | 10%  |
| CPA              | 1,1                            | -2,3                            | -  | -    | -    |
| AASA             | 1,1                            | 2,5                             | 0,05   | 0,12 | 0,25 |
| SA               | 1,1                            | 1,3                             | 0,03   | 0,06 | 0,13 |

### 4.3 Hot sealing

#### 4.3.1 Mass loss

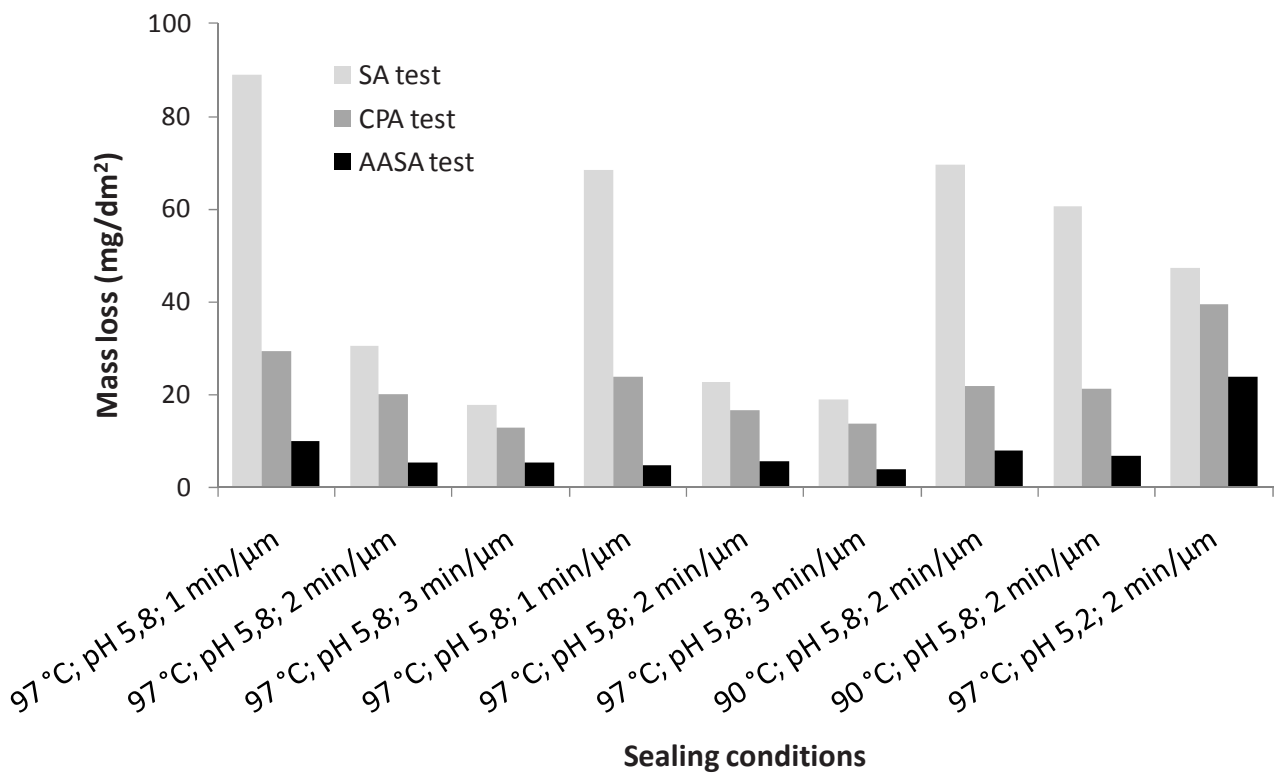
In Table 3 the recommended working conditions in production and the sealing solution conditions during test are shown. Note that the test conditions on purpose go outside the recommended working conditions.

Figures 2 to 6 shows the mass loss on samples sealed with hot sealing (at pH 5,8 and at 97 °C if nothing else is stated). Figure 3 shows the mass loss response in the CPA test when compared with the mass loss in the sulfuric acid test; note different *y*-axes. Note the difference in response to the lowered sealing temperature (90 °C, 2 min/μm). Figure 4 shows the mass loss response in the CPA test when compared with the mass loss in the AASA test; note different *y*-axes. The response is similar even though the absolute value of the mass loss is lower for the AASA test. However, the AASA test generates mass losses with a larger variation for similar sealed samples (for example, compare the two sealed for 1 min/μm). In Figures 5 to 6 are shown also the data presented by Manhart and Cochran<sup>[9]</sup> as well as measured mass losses from samples from a production plant.

The mass loss in the AASA test is very flat in the relevant sealing time interval, such that it would be difficult to separate a good sealing from a bad, see Figures 5 to 6. The test results are easily within the maximum permitted mass loss 20 mg/dm<sup>2</sup> in spite of the poor sealing conditions. This is valid also for the CPA test, i.e. the test results are easily within the maximum permitted mass loss 30 mg/dm<sup>2</sup>. The most significant difference in the mass loss with sealing time is seen for the SA test. Also included is the average mass loss of two samples from a production plant, which were measured about one week after production.

**Table 3 — Recommended working and test conditions**

| Type of sealing | Product name     | Manufacturer | Concentration (g/l) | Working conditions |     |        | Test conditions |         |        |
|-----------------|------------------|--------------|---------------------|--------------------|-----|--------|-----------------|---------|--------|
|                 |                  |              |                     | °C                 | pH  | min/μm | °C              | pH      | min/μm |
| Hot             | Almecco Seal SLX | Henkel       | 2                   | 97                 | 5,8 | 3      | 90/97           | 5,2/5,8 | 1/2/3  |



**Figure 2 — Mass loss for 20 μm thick oxides sealed with hot sealing**

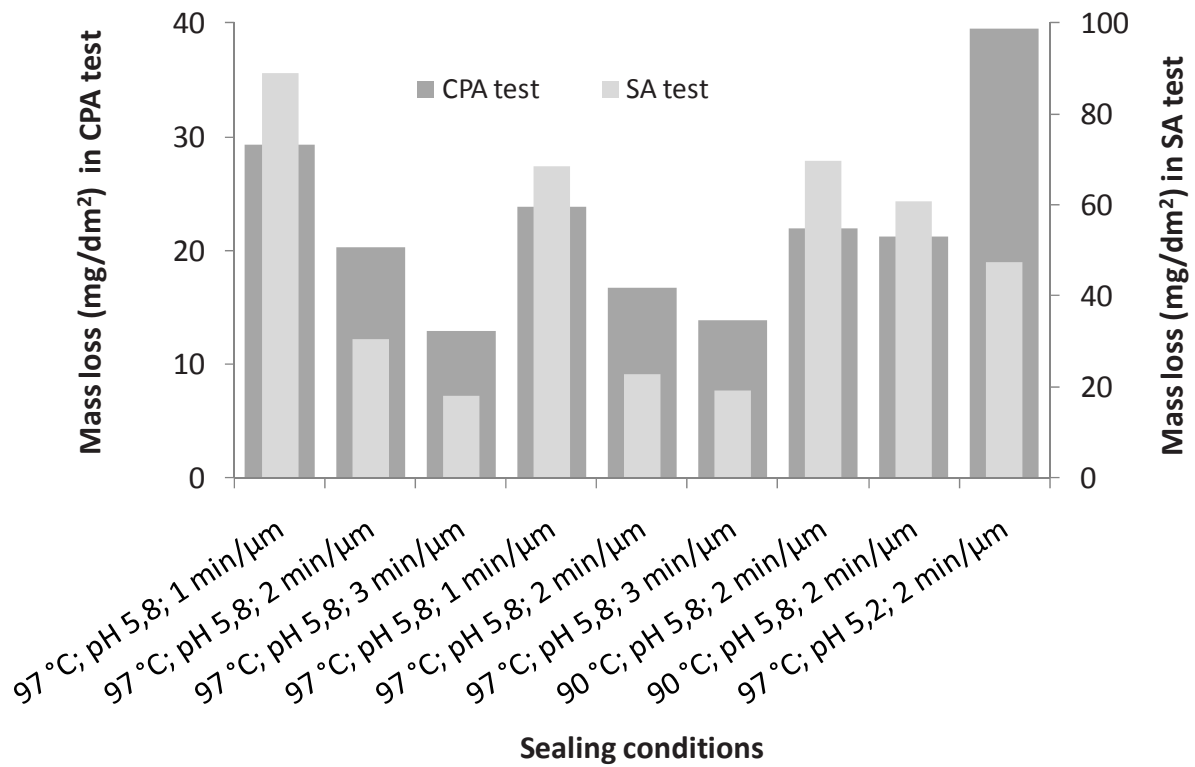


Figure 3 — Relative comparison of the mass loss for 20 μm thick oxides sealed with hot sealing using the CPA and SA tests

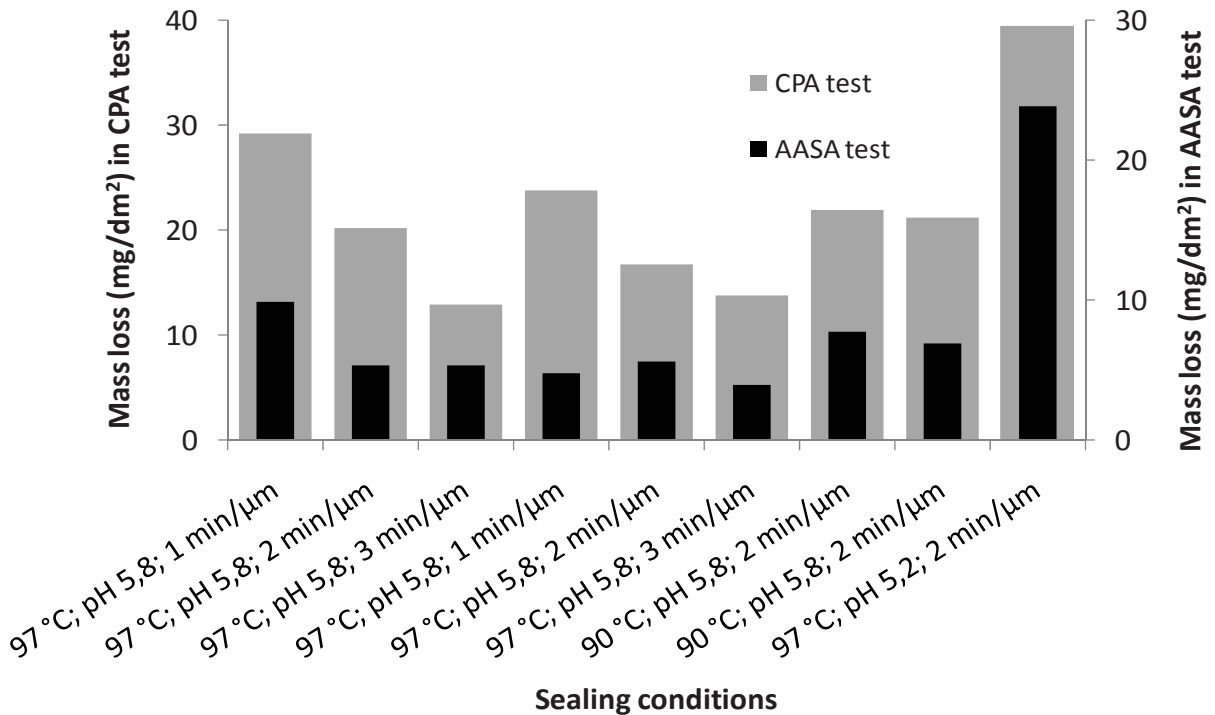


Figure 4 — Relative comparison of the mass loss for 20 μm thick oxides sealed with hot sealing using the CPA and AASA tests



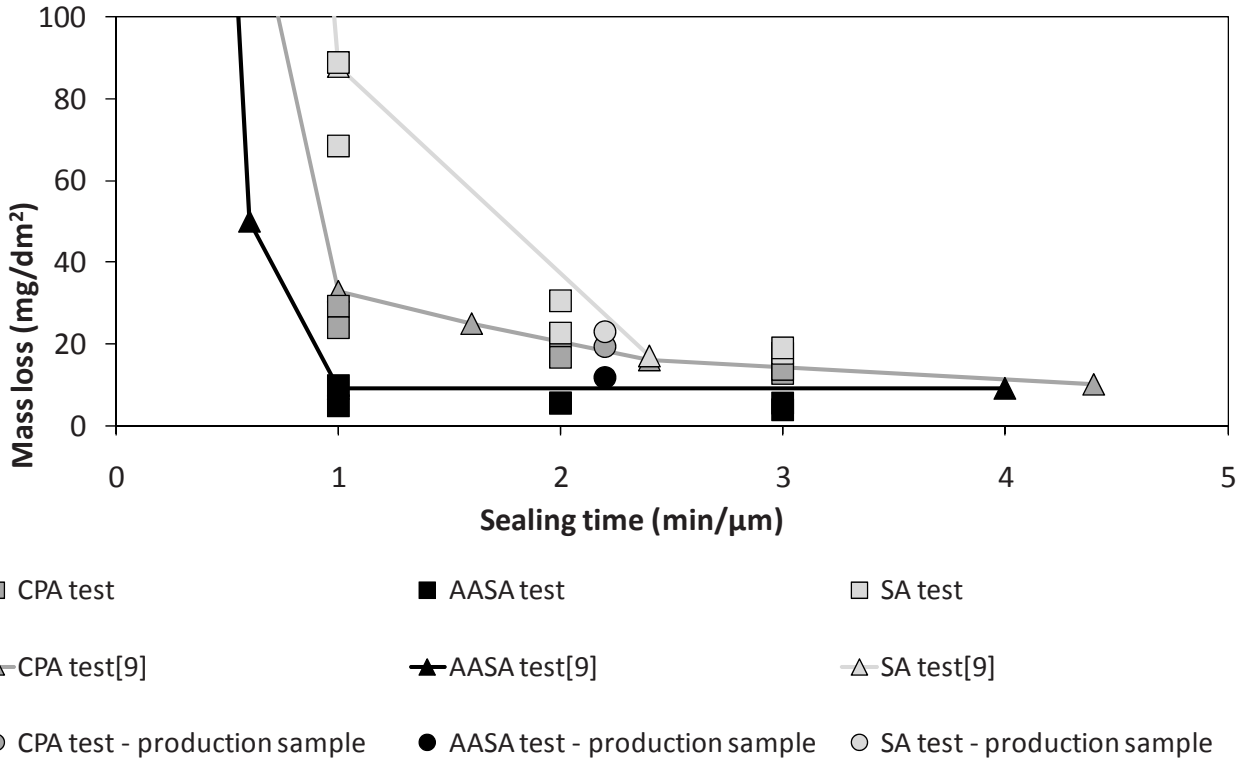


Figure 5 — Comparison of the mass loss for 20 µm thick oxides sealed with hot sealing

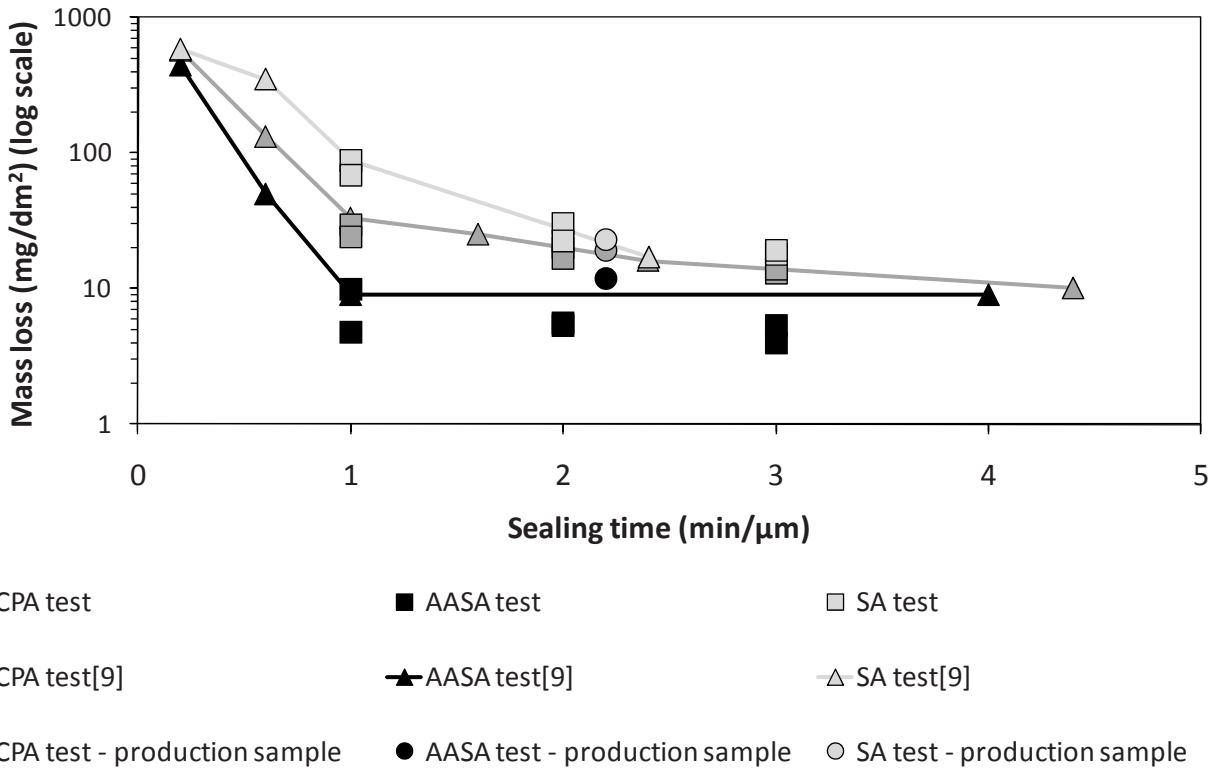


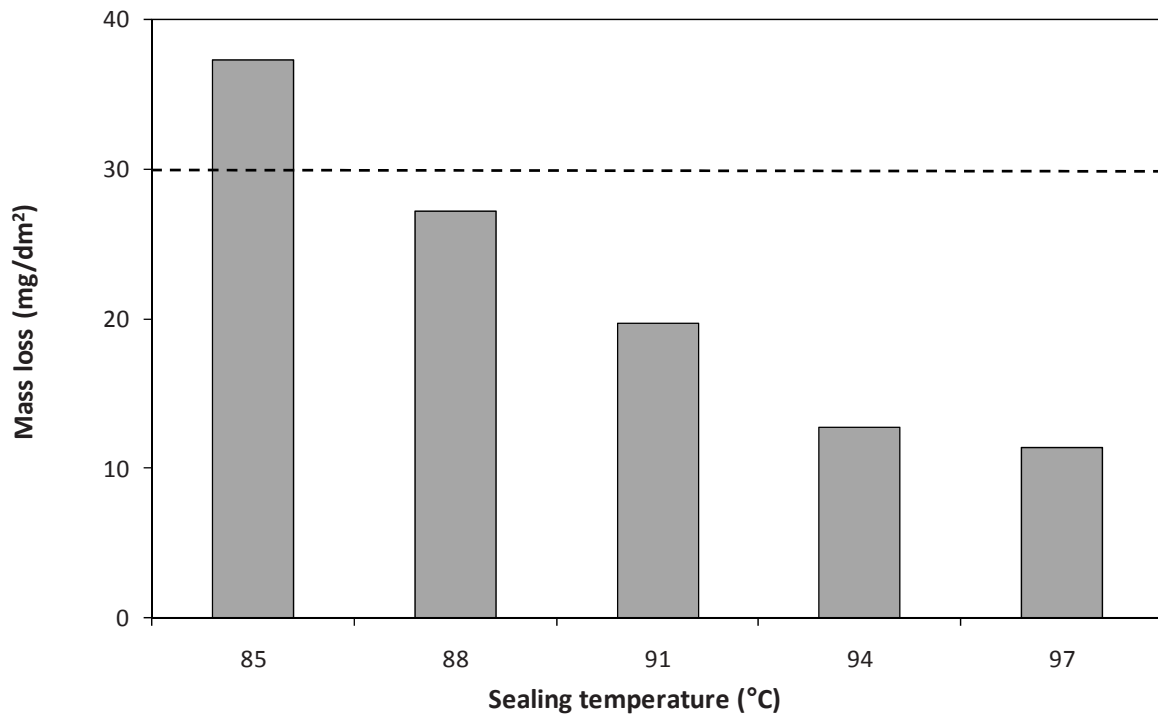
Figure 6 — Comparison of the mass loss for 20 µm thick oxides sealed with hot sealing (log scale)

### 4.3.2 Admittance

Figures 7 to 10 show the CPA test mass loss and the admittance as a function of sealing temperature of the hot sealing bath, oxide thickness 10 and 20  $\mu\text{m}$  respectively and a sealing time of 2,5 min/ $\mu\text{m}$ . These data were taken from a previous investigation<sup>[18]</sup>. Approved value for the mass loss is 30 mg/dm<sup>2</sup>. Approved admittance values for oxide thicknesses of 10  $\mu\text{m}$  and 20  $\mu\text{m}$  are approximately 40  $\mu\text{S}$  and 20  $\mu\text{S}$  respectively.

Both the mass loss and the admittance respond well to an increased sealing bath temperature. The difference between the two methods (mass loss and admittance are that while the CPA test gives an approval already at a sealing temperature of 88 °C (10  $\mu\text{m}$  oxide, see Figure 7) or 85 °C (20  $\mu\text{m}$  oxide, Figure 9), the admittance gives an approval only at a sealing bath temperature of 97 °C (see Figure 8 and Figure 10).

A production sample sealed at 97 °C gave an admittance value of 16  $\mu\text{S}$ .



**Figure 7 — CPA test mass loss of 10  $\mu\text{m}$  thick oxides sealed with hot sealing at different temperatures**

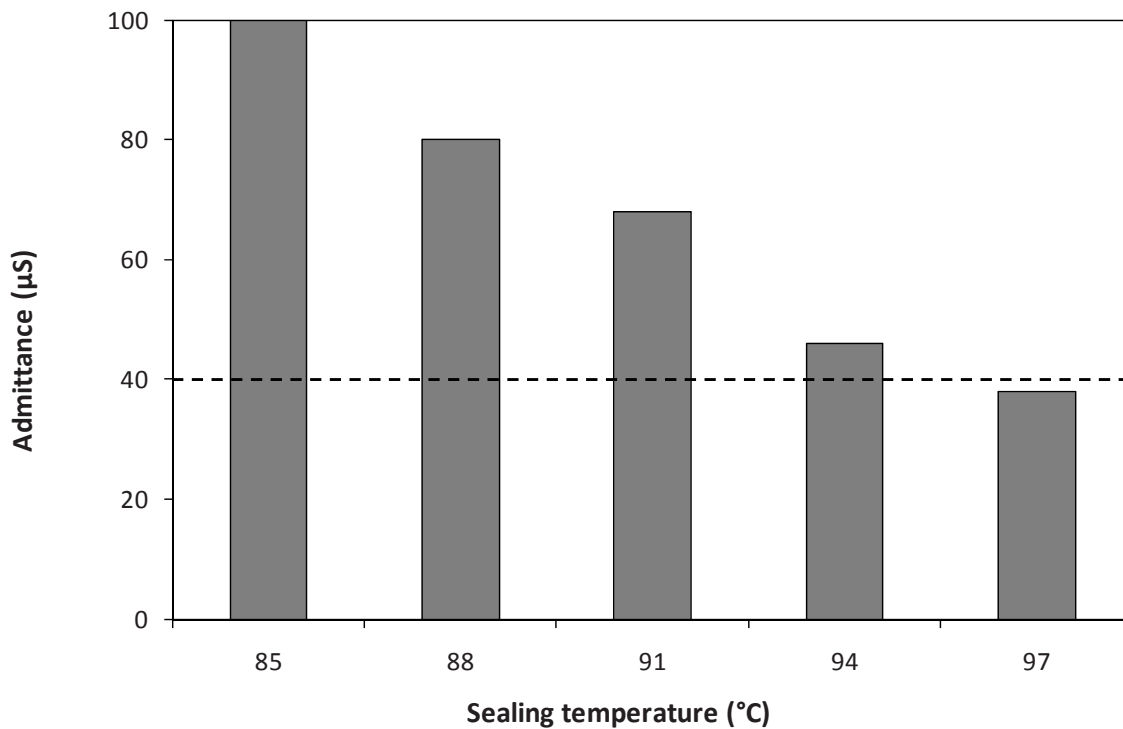


Figure 8 — Admittance of 10 µm thick coatings sealed with hot sealing at different temperatures

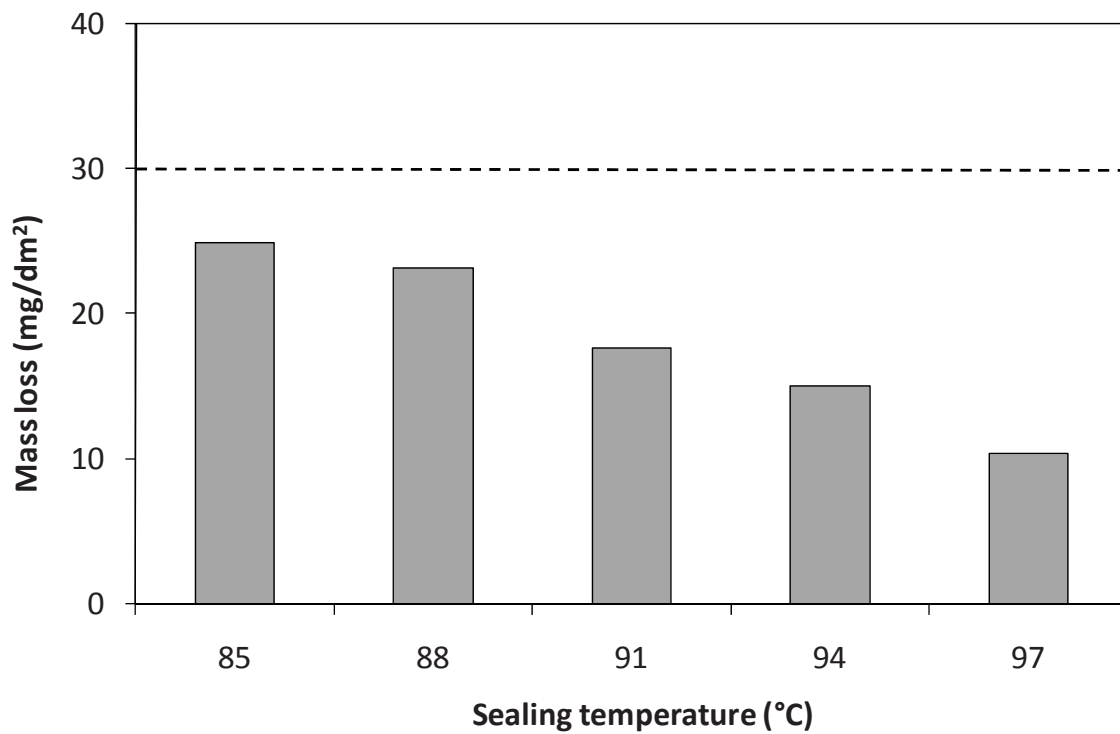


Figure 9 — CPA test mass loss of 20 µm thick oxides sealed with hot sealing at different temperatures

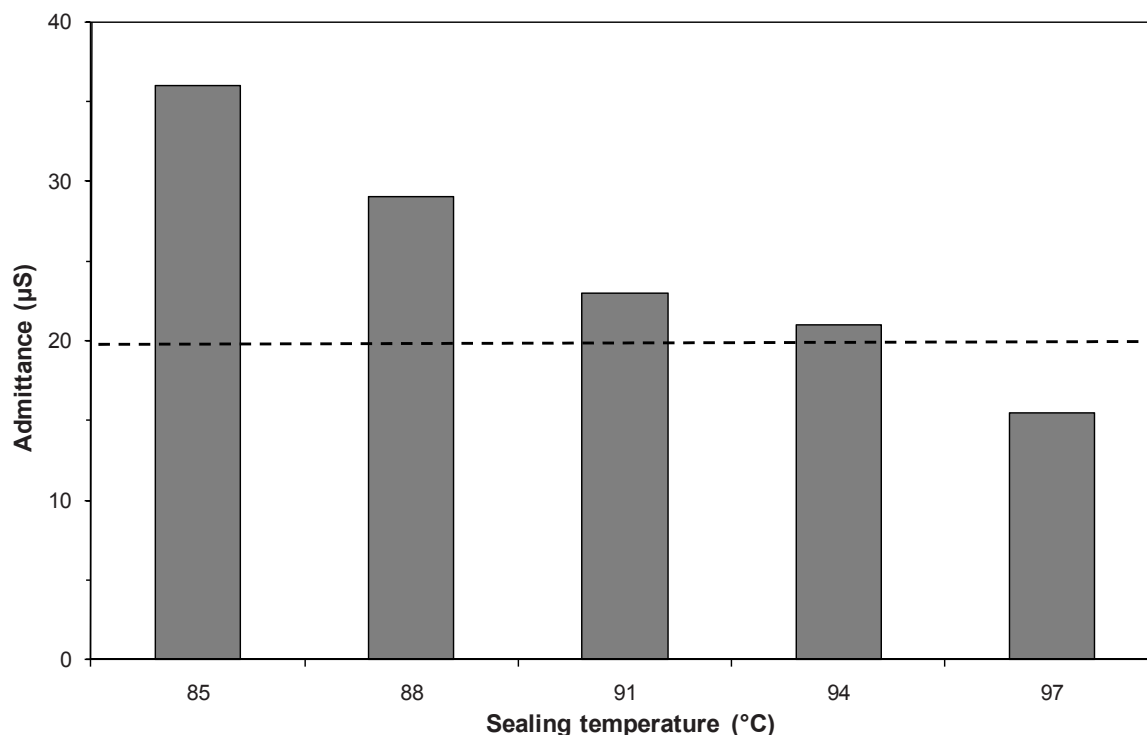


Figure 10 — Admittance of 20 µm thick coatings sealed with hot sealing at different temperatures

#### 4.4 Cold sealing (two step)

##### 4.4.1 Mass loss

In Table 4 the recommended working conditions in production and the sealing solution conditions during test are shown. Note that the test conditions on purpose go outside the recommended working conditions.

Table 4 — Recommended working and test conditions

| Type of sealing   | Product name | Manufacturer | Chemical        | Working conditions |                  |         | Test conditions |                 |                |
|---|--------------|--------------|-----------------|--------------------|------------------|---------|-----------------|-----------------|----------------|
|   |              |              |                 | °C                 | pH               | min/µm  | °C              | pH              | min/µm         |
| Cold  | PS41         | Metachem     | Nickel fluoride | 28–32              | 5,8–6,4<br>(6,3) | 0,8–1,2 | 20/25/<br>30    | 5,5/5,8/<br>6,0 | 0,5/0,75/<br>1 |
| NOTE The cold sealing step was followed by 10 min hot sealing |              |              |                 |                    |                  |         |                 |                 |                |

Figures 11 to 15 shows the mass loss of the cold sealed samples. Figure 14 shows a relative comparison of the mass loss for the CPA and AASA tests (at a cold sealing pH of 6,0 if nothing else stated). The response to the different sealing times and different sealing solution parameters is very similar.

In Figure 15 a relative comparison of the mass loss for the CPA and SA tests is shown (at pH 6,0 if nothing else stated). The response for the sulfuric acid test is rather limited.

The test results are easily within the maximum permitted mass loss 30 mg/dm<sup>2</sup> (for the CPA test) and 20 mg/dm<sup>2</sup> (for the AASA test), in spite of the poor sealing conditions.

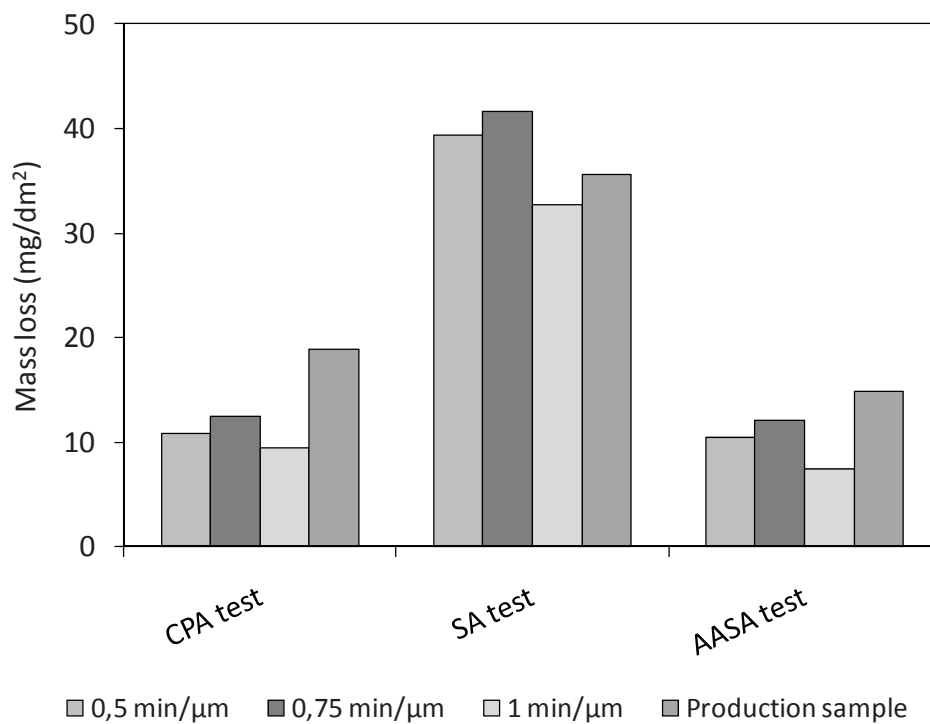


Figure 11 — Comparison of the mass loss for cold sealing at 30 °C and pH 6,0 with different times

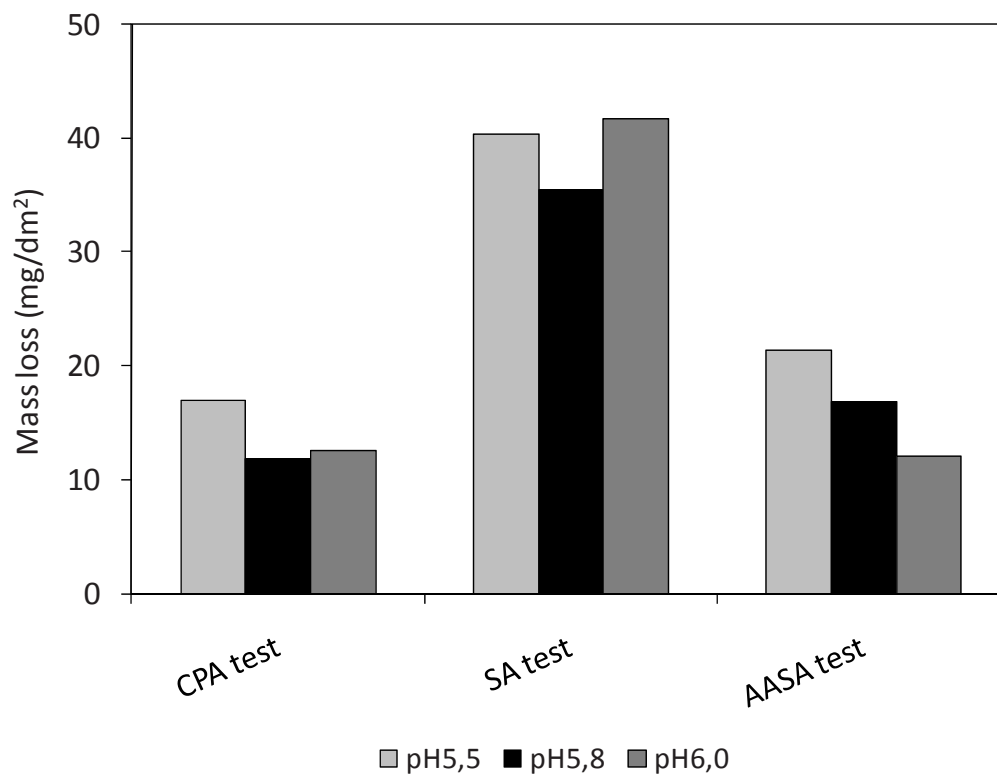


Figure 12 — Comparison of the mass loss for cold sealing at 30 °C and for 0,75 min/µm with different pH values

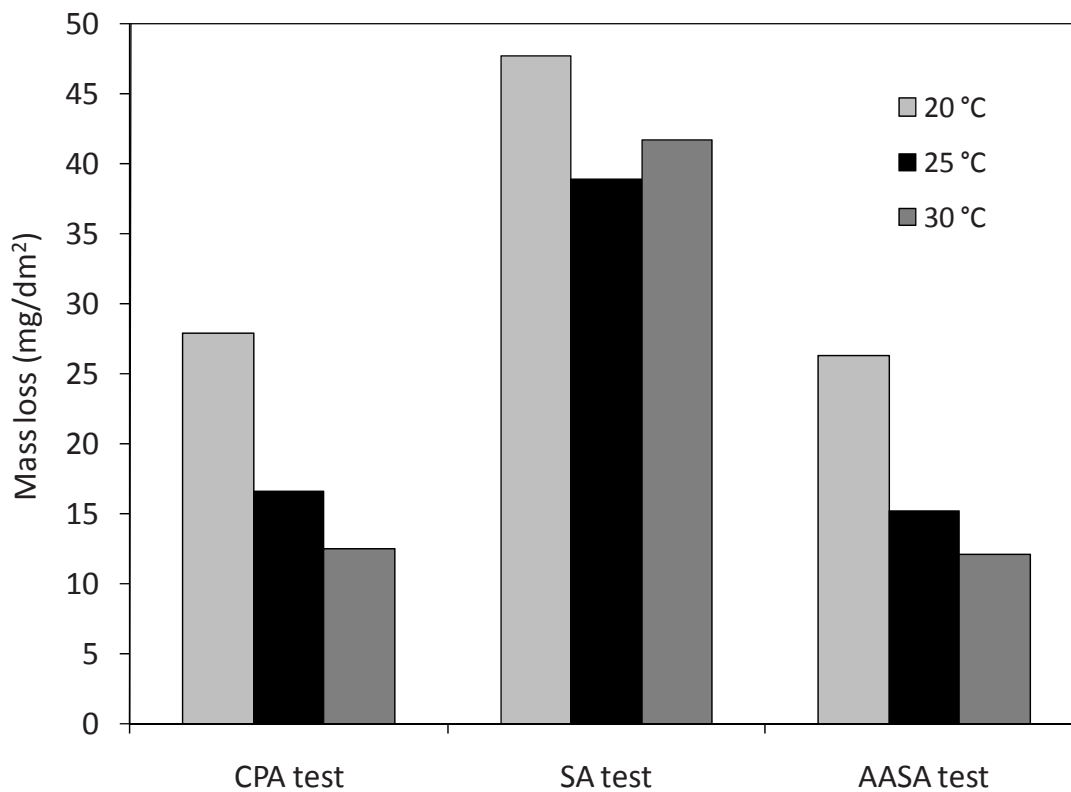


Figure 13 — Comparison of the mass loss for cold sealing at pH 6,0 and for 0,75 min/μm with different temperatures

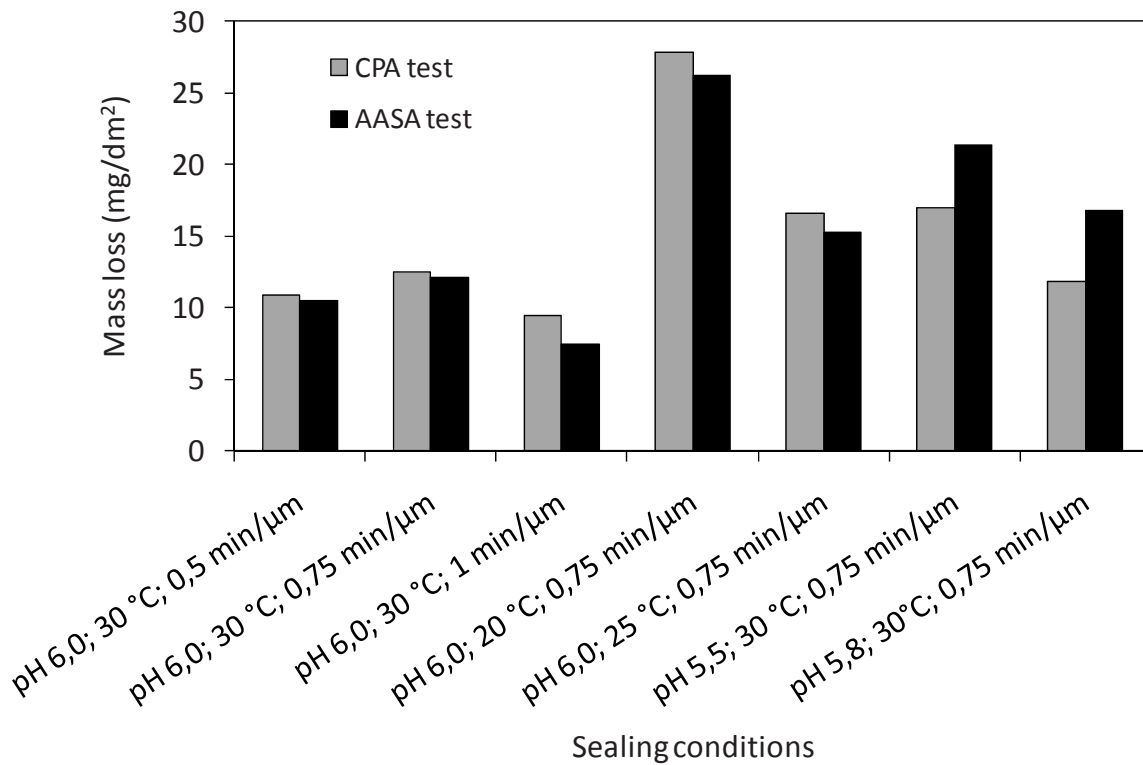
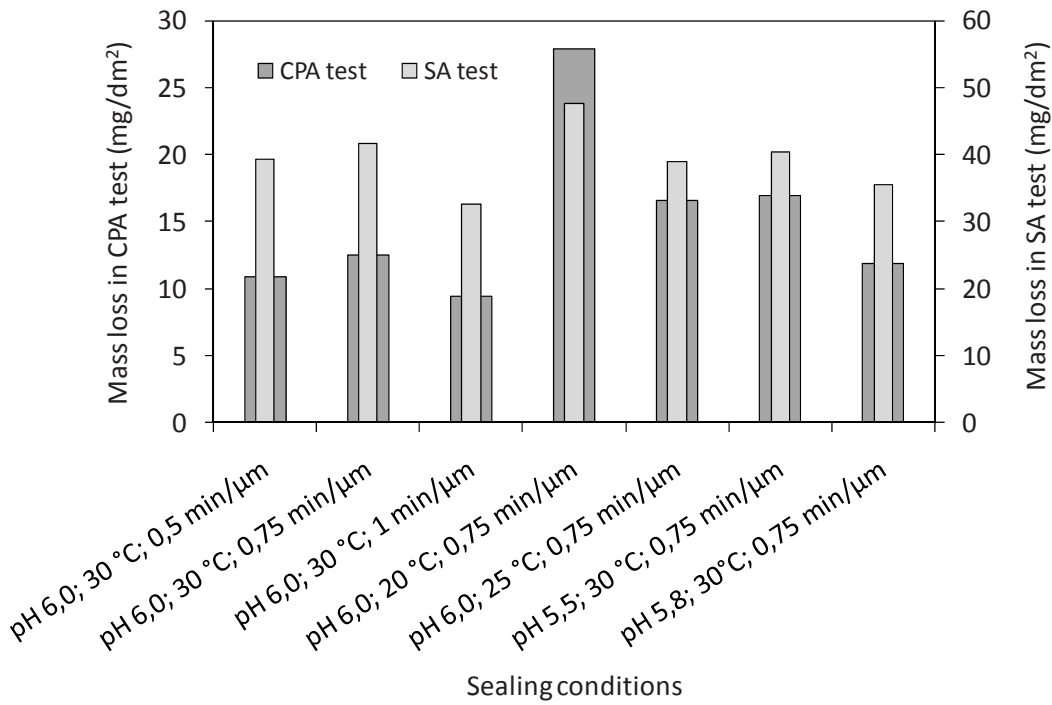


Figure 14 — Comparison of the mass loss for cold sealing under various conditions



**Figure 15 — Relative comparison of the mass loss for the CPA test and the sulfuric acid test**

**4.4.2 Admittance and dye spot**

Table 5 shows the admittance and the dye spot test result of the nickel-based cold-sealed samples. Since the cold sealing solution was freshly made up, it turned out that the pH was very sensitive to the sealing process such that the pH increased after a limited amount of sealed material (a few square decimetres per litre solution). In the second series the pH was kept under strict control.

The admittance limit value for 20 μm oxides is 20 μS. The admittance and dye spot tests on the production sample were carried out 2 weeks after production. The coating thickness was 26 μm so the admittance limit value was 15,4 μS.

The admittance is strongly depending on the time that has elapsed since the sealing (compare one day and one week after sealing).

**Table 5 — Admittance and dye spot result on the nickel-based cold-sealed (dual step) samples**

|                   | Temperature (°C) | pH  | Sealing time (min/μm) | Admittance (μS) |              | Dye spot test rating after 1 day |
|-------------------|------------------|-----|-----------------------|-----------------|--------------|----------------------------------|
|                   |                  |     |                       | after 1 day     | after 1 week |                                  |
| 1st series        | 30               | 6,0 | 0,5                   | 22              | 11           | 1                                |
|                   | 30               | 6,0 | 0,75                  | 30              | 13           | 1                                |
|                   | 30               | 6,0 | 1                     | 18              | 10           | 0–1                              |
|                   | 20               | 6,0 | 0,75                  | 16,5            | 8,8          | 1                                |
|                   | 25               | 6,0 | 0,75                  | 20              | 10,2         | 0–1                              |
|                   | 30               | 5,5 | 0,75                  | 21              | 14,5         | 1                                |
|                   | 30               | 5,8 | 0,75                  | 22              | 11,5         | 1                                |
| 2nd series        | 30               | 6,0 | 0,5                   | 17              | 9,5          | 1                                |
|                   | 30               | 6,0 | 0,75                  | 16              | 10           | 1                                |
|                   | 30               | 6,0 | 1                     | 18              | 11           | 1                                |
| Production sample | 30               | 6,0 | 1                     | -               | 8            | 0                                |

## 4.5 Nickel-based medium temperature sealing

### 4.5.1 Mass loss

In Table 6 the recommended working conditions in production and the sealing solution conditions during test are shown. The recommended sealing times are 7, 11 and 15 min for coatings 10, 20 and 30 μm thick respectively. Note that the test conditions (sealing time) on purpose go outside the recommended working conditions.

**Table 6 — Recommended working conditions and test conditions**

| Type of sealing | Product name      | Manufacturer       | Chemical       | Working conditions |         |         | Test conditions |     |        |
|-----------------|-------------------|--------------------|----------------|--------------------|---------|---------|-----------------|-----|--------|
|                 |                   |                    |                | °C                 | pH      | min/μm  | °C              | pH  | min/μm |
| Midtemp         | Houghto-seal A620 | Houghton Chemicals | Nickel acetate | 74–85              | 5,5–6,1 | 0,5–0,7 | 80              | 5,8 | 0,25–2 |

In Figures 16 to 19, the mass losses in the three tests are shown. Note that the mass loss trend differs significantly for the three tests. The recommended sealing times for 20 μm and 30 μm thick coatings are 0,55 min/μm and 0,5 min/μm respectively.

The tests were also run on a sample taken from production where a sealing time of 0,3 min/μm was used. The oxide thicknesses were higher on the samples from production being 30 μm as compared to 20 μm on the samples anodized at the pilot line at Sapa Technology.

The data in Figure 17 indicate that the CPA test acceptance criterion is achieved by a sealing time greater than 0,6 min/μm.

Concerning Figure 18, the coating thickness after the test indicated that almost all the coating was removed in the test. A mass loss of 500 mg/dm<sup>2</sup> for a removal of a 20 μm coating corresponds to a coating density of 2,5 g/cm<sup>3</sup>.

Note that Figure 19 records a mass gain (negative mass loss) in the AASA test.



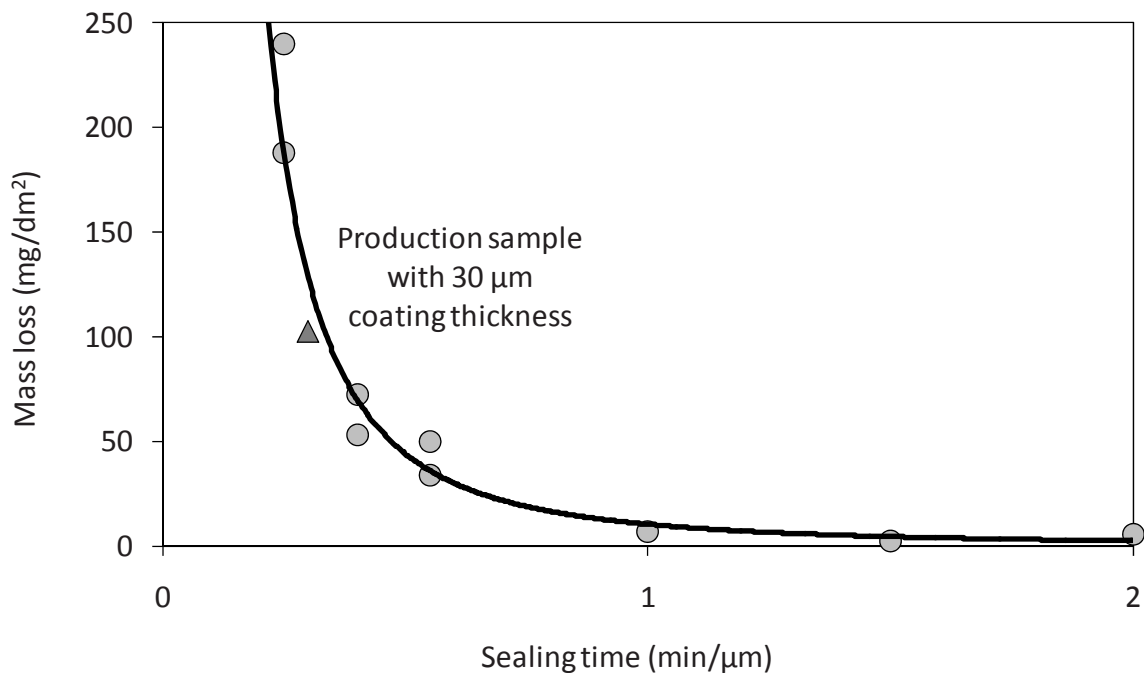


Figure 16 — Mass loss in the CPA test for samples with 20 μm thick coatings sealed using the nickel-based midtemp seal

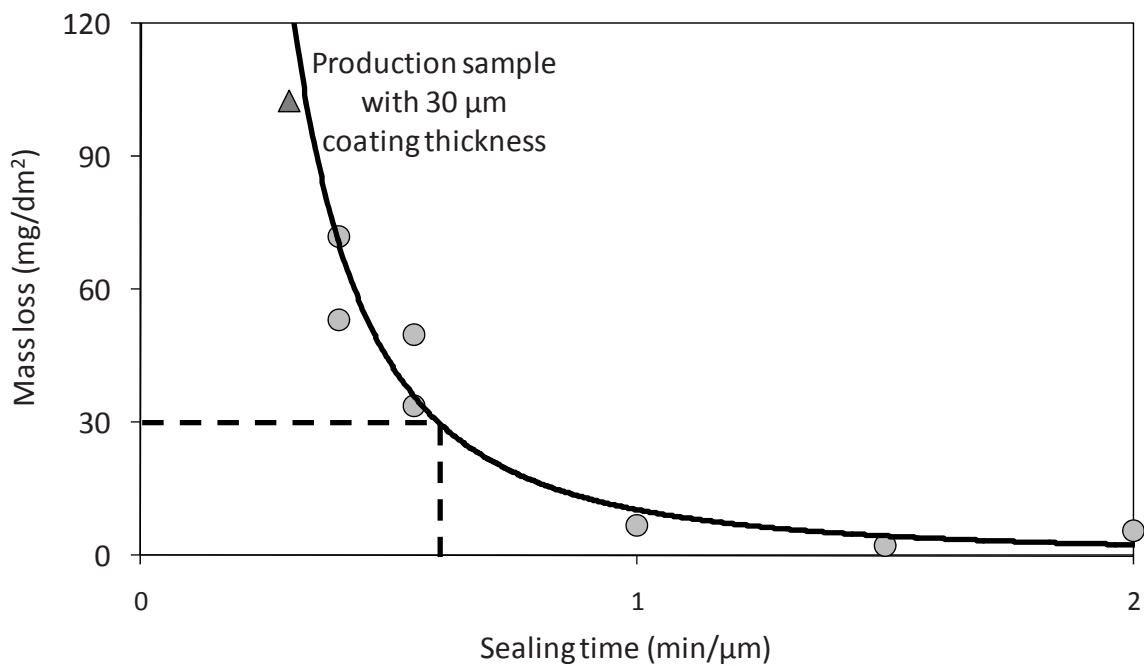


Figure 17 — Mass loss in the CPA test for samples with 20 μm thick coatings sealed using the nickel-based midtemp seal

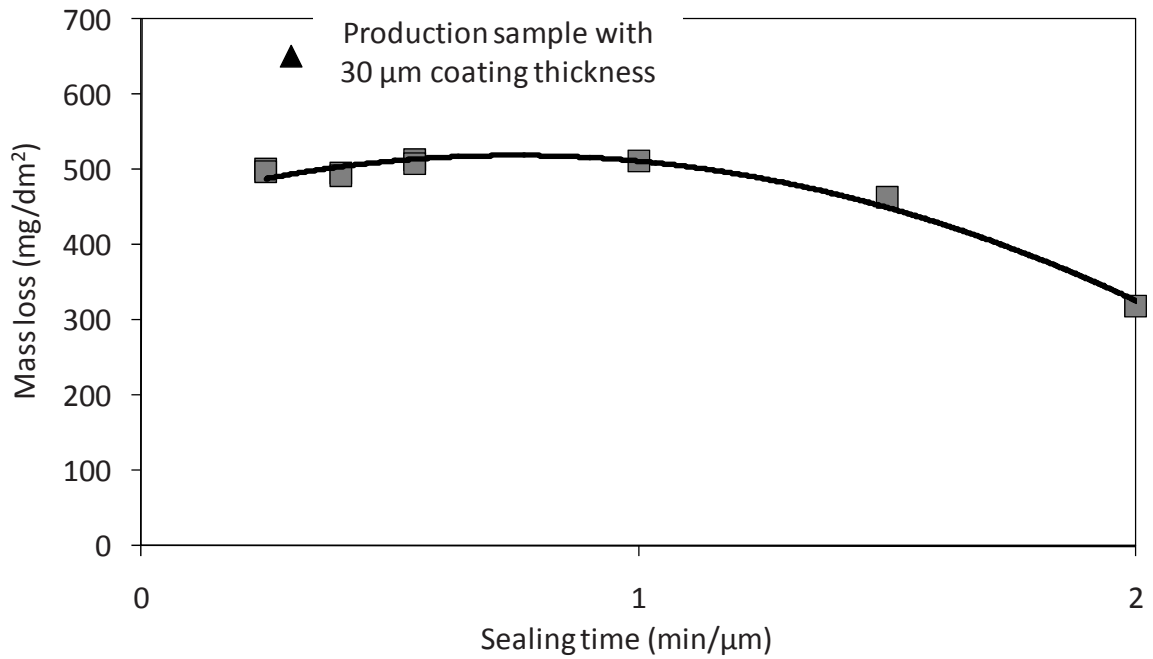


Figure 18 — Mass loss in the SA test for samples with 20 μm thick coatings sealed using the nickel-based midtemp seal.

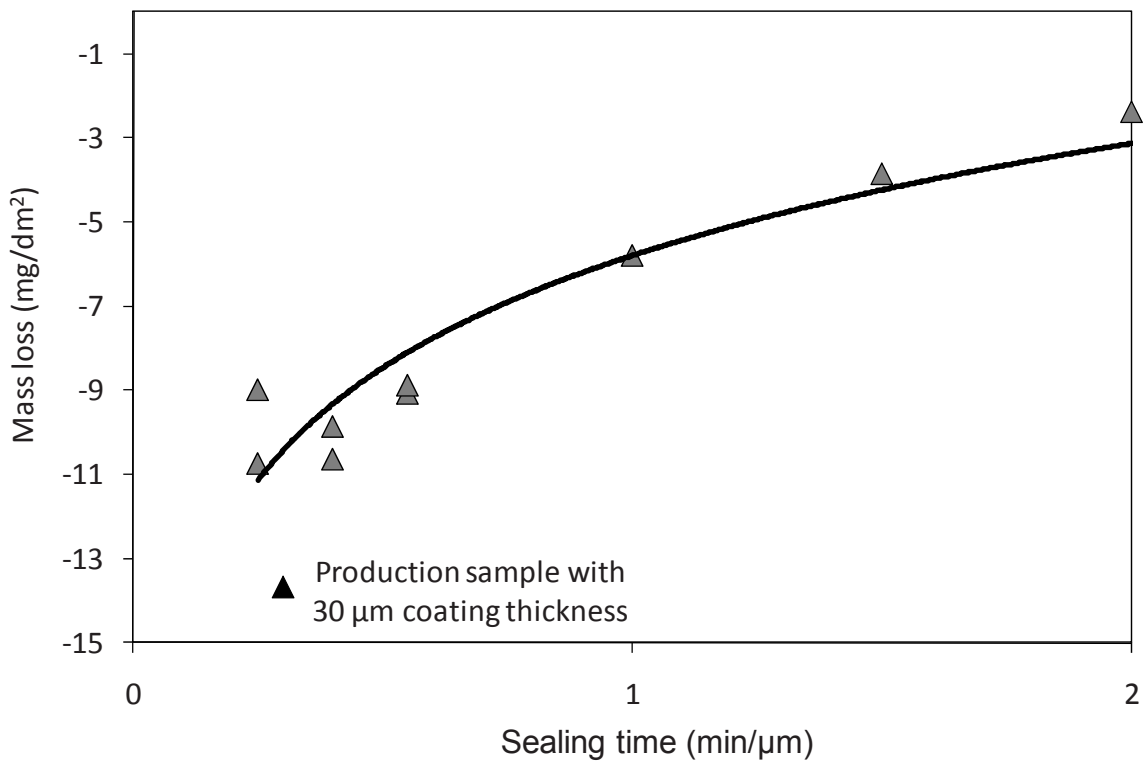


Figure 19 — Mass loss in the AASA test for samples with 20 μm thick coatings sealed using the nickel-based midtemp seal.

#### 4.5.2 Admittance and dye spot

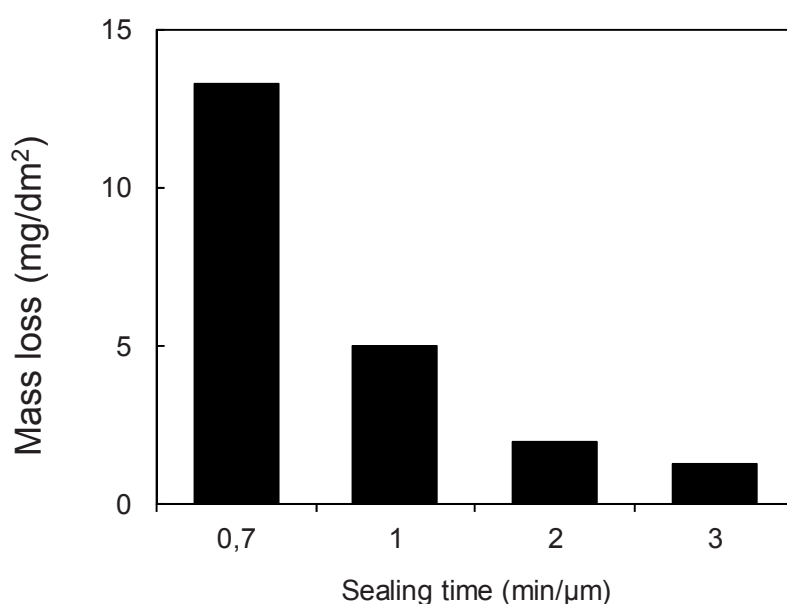
In Table 7 the admittance and the dye spot test result of the nickel-based midtemp sealed samples are shown. The coating thickness was 30 µm. The sample sealed for 0,3 min/µm was a production sample with a coating thickness of 20 µm; the admittance and dye spot tests were carried out 2 weeks after production. The recommended sealing times for 20 µm and 30 µm thick coatings are 0,55 min/µm and 0,5 min/µm respectively and the admittance limit values for coatings of 20 µm and 30 µm coatings are 20 µS and 14 µS respectively.

In Figures 20 to 21, the CPA test mass loss and corresponding admittance of nickel-based midtemp sealed samples with increasing sealing time are shown, here at an coating thickness of 10 µm and a recommended sealing time of 0,7 min/µm. The mass loss and admittance acceptance limits are 30 mg/dm<sup>2</sup> and 40 µS respectively. These data were taken from a previous investigation<sup>[18]</sup>.

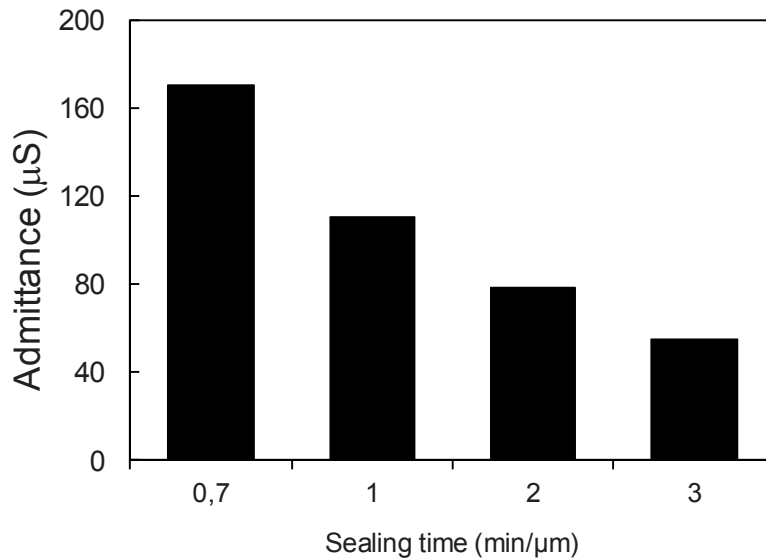
In order to be able to use the admittance test straight off the production line (or one day after production) the acceptance level needs to be significantly increased.

**Table 7 — Admittance and dye spot result on the nickel-based midtemp sealed samples**

| Sealing time (min/µm) | Admittance (µS) |              | Dye spot test rating after 1 day |
|-----------------------|-----------------|--------------|----------------------------------|
|                       | after 1 day     | after 1 week |                                  |
| 0,25                  | 150             | 80           | 0                                |
| 0,4                   | 125             | 48           | 0                                |
| 0,55                  | 90              | 35           | 0                                |
| 1                     | 60              | 26           | 0                                |
| 1,5                   | 46              | 20           | 0                                |
| 2                     | 32              | 19           | 0                                |
| 0,3                   | -               | 40           | 0                                |



**Figure 20 — CPA test mass loss of 10 µm thick coatings sealed with nickel-based midtemp sealing for different sealing times<sup>[18]</sup>**



**Figure 21 — Admittance of 10 µm thick coatings sealed with nickel-based midtemp sealing for different sealing time<sup>[18]</sup>**

#### 4.6 Nickel-free medium temperature sealing

##### 4.6.1 Mass loss

In Table 8 the recommended working conditions in production and the sealing solution conditions during test are shown. Note that the test conditions (sealing time) on purpose go outside the recommended working conditions.

**Table 8 — Recommended working conditions and test conditions**

| Type of sealing | Product name | Manufacturer | Chemical  | Working conditions |         |        | Test conditions |     |        |
|-----------------|--------------|--------------|---|--------------------|---------|--------|-----------------|-----|--------|
|                 |              |              |   | °C                 | pH      | min/µm | °C              | pH  | min/µm |
| Midtemp         | Alfiseal 969 | Alufinish    | Mono- and dihexadecyl disulfonic diphenyloxide, disodium salt | 86–90              | 5,8–6,1 | 3      | 88              | 6,0 | 1/2/3  |

In Figures 22 to 24, the mass losses in the three tests are shown. The recommended sealing time for the 20 µm thick coatings is 3 min/µm. The mass loss limit acceptance for the CPA test is 30 mg/dm<sup>2</sup>. The changes in mass during the tests for production samples with coating thickness 30 µm were measured about four weeks after production. The averages of two samples for each test were –4,2 mg/dm<sup>2</sup>, –42,6 mg/dm<sup>2</sup> and +0,9 mg/dm<sup>2</sup> for the CPA, SA and AASA tests respectively. Note the mass gain for the AASA test.

The CPA test and the SA test show a significant difference in the mass loss depending on the sealing time, see Figures 22 to 23. The CPA test though is very flat in the critical min/µm-interval (estimated to be 2 to 3 min/µm), making it difficult to distinguish between a good and a bad sealing. For the SA test the level of acceptance needs to be significantly higher for the nickel-free midtemp seal (as compared to hot seal and nickel-based cold seal).

In the AASA test there is a mass gain instead of a mass loss, see Figure 24. That test is therefore not a suitable replacement for the CPA test for the nickel-free midtemp seal.

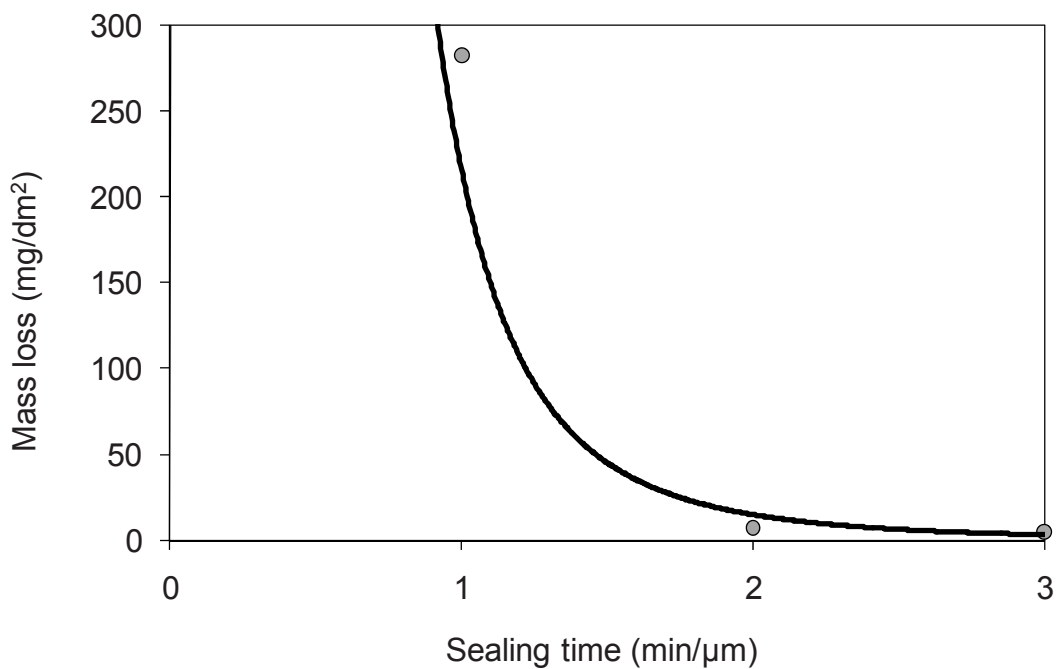


Figure 22 — CPA test mass loss of 20 µm thick coatings sealed with nickel-free midtemp sealing for different sealing times

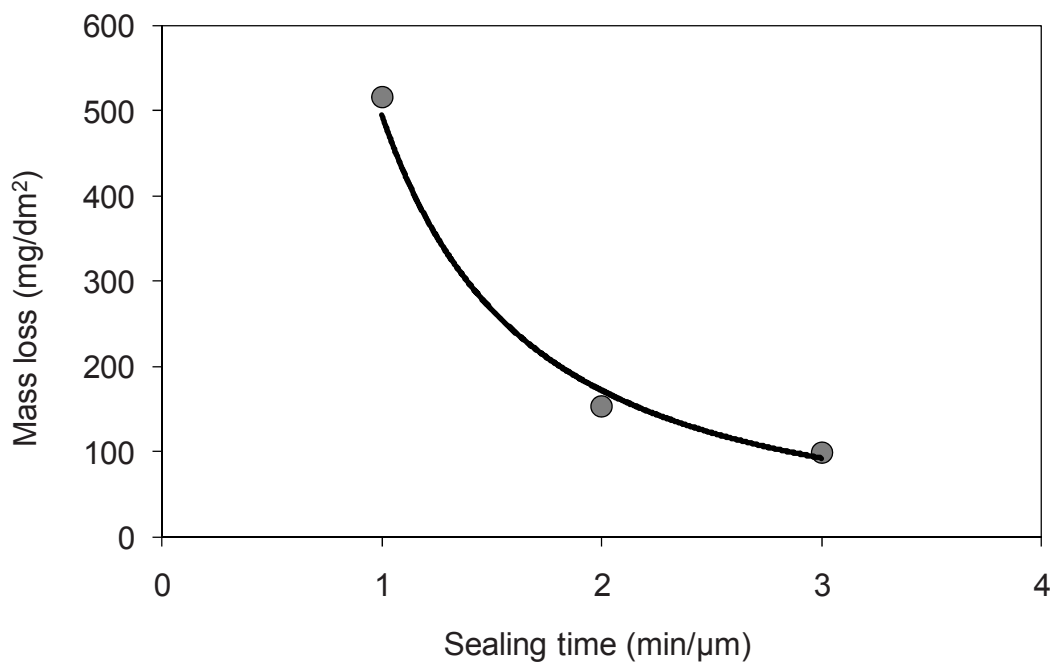
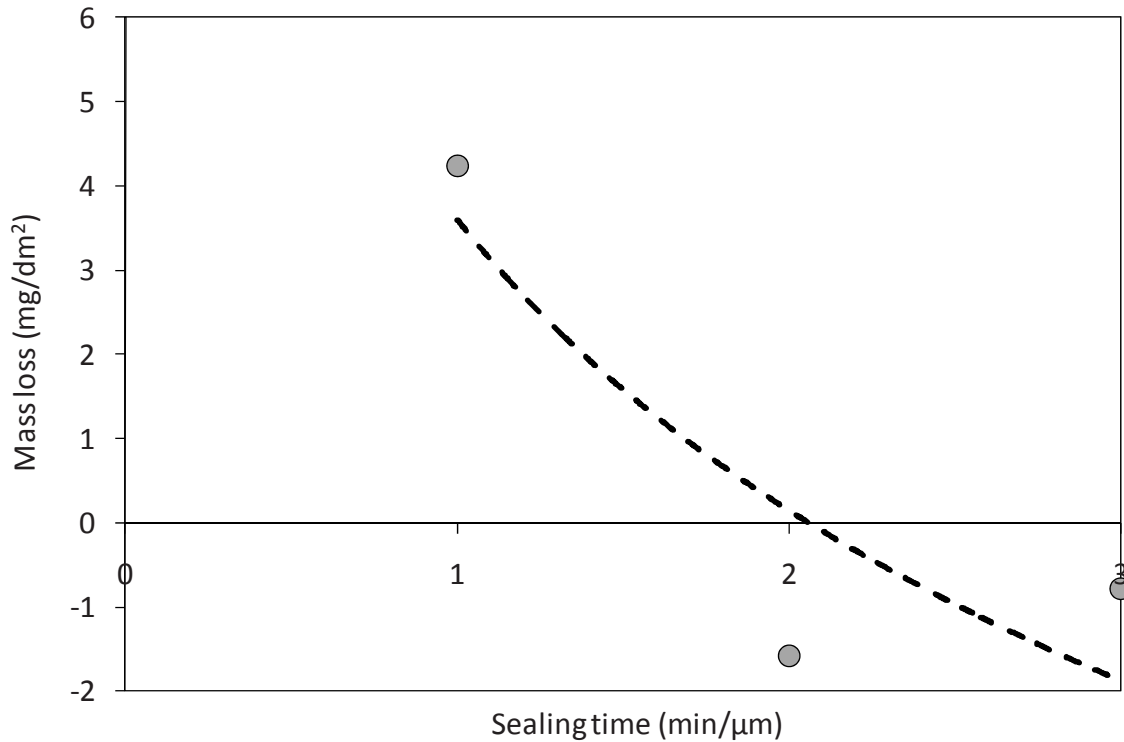


Figure 23 — SA test mass loss of 20 µm thick coatings sealed with nickel-free midtemp sealing for different sealing times



**Figure 24 — AASA test mass loss of 20 μm thick coatings sealed with nickel-free midtemp sealing for different sealing times**

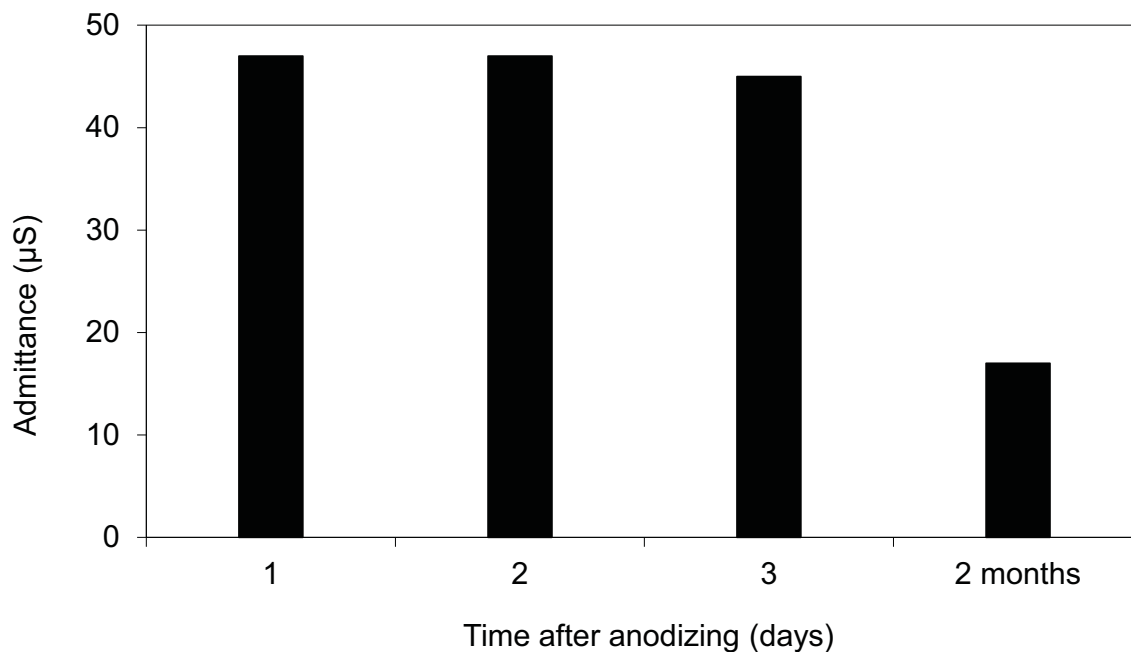
#### 4.6.2 Admittance and dye spot

In Table 9 the admittance and the dye spot test result of the nickel-free midtemp sealed samples are shown. The sample sealed for 3 min/μm was a production sample and the admittance and dye spot tests were carried out 4 weeks after production. The coating thickness was 20 μm so the admittance limit value was 20 μS.

In Figure 25 is shown the admittance of a 10 μm coatings as a function of time after anodizing (at recommended sealing time 3 min/μm), data taken from a previous investigation<sup>[18]</sup>. The admittance limit value for the coatings of 10 μm thickness is 40 μS. In order to be able to use the admittance test straight off the production line (or one day after production) the acceptance level needs to be increased however.

**Table 9 — Admittance and dye spot result on the nickel-free midtemp sealed samples**

| Sealing time (min/μm) | Admittance (μS) |              | Dye spot test rating after 1 day |
|-----------------------|-----------------|--------------|----------------------------------|
|                       | after 1 day     | after 1 week |                                  |
| 1                     | 70              | 40           | 0                                |
| 2                     | 37              | 24           | 0                                |
| 3                     | 27              | 19           | 0                                |
| 3                     | -               | 15           | 0                                |



**Figure 25 — Admittance of 10 µm thick coatings measured at various times after sealing with nickel-free midtemp sealing for 3 min/µm<sup>[18]</sup>**

## 5 Discussion

A summary of the response to the different acid dissolution tests for different sealing methods is given in Table 10. This indicates that the AASA test could be an alternative to the CPA test for the nickel-based cold seal but not for any of the other sealing solutions. The SA test could be an alternative for the hot seal and the nickel-free midtemp seal but not for nickel-based midtemp seal.

The admittance test is in general good in distinguishing between a bad and a good sealing for all sealing methods used (hot, dual step cold, nickel-based midtemp, nickel-free midtemp). However, the acceptance level needs to be adjusted for the two midtemp sealing methods (nickel-based and nickel-free). One disadvantageous with the admittance test is that it is time sensitive, decreasing with time after sealing.

**Table 10 — Summary of the response to the different acid dissolution tests for different sealing methods**

|  | Hot seal  | Ni cold seal   | Ni midtemp seal   | Ni-free midtemp seal   |
|--|---|--|---|--|
| CPA test   | <ul style="list-style-type: none"> <li>+ Significant difference between bad/good sealing</li> <li>- Easily within 30 mg/dm<sup>2</sup></li> <li>• Mass loss around 10–15 mg/dm<sup>2</sup> for recommended sealing time</li> </ul>                          | <ul style="list-style-type: none"> <li>• Mass loss around 10 mg/dm<sup>2</sup> for recommended sealing time</li> <li>- <b>min/μm</b>: No significant difference between a bad/good sealing</li> <li>+ <b>Temp</b>: Significant difference in mass loss with temperature — rel. easily within 30 mg/dm<sup>2</sup></li> <li>- <b>pH</b>: No significant difference between a bad/good sealing</li> </ul>  | <ul style="list-style-type: none"> <li>- min/μm: Significant difference in mass loss with sealing time</li> <li>• Mass loss around 50 mg/dm<sup>2</sup> for recommended sealing time</li> <li>• Mass loss on production sample 100 mg/dm<sup>2</sup></li> </ul> | <ul style="list-style-type: none"> <li>+ Significant difference in mass loss between 1 and 3 min/μm</li> <li>• Mass loss around 5 mg/dm<sup>2</sup> for recommended sealing time</li> </ul>  |
| AASA test  | <ul style="list-style-type: none"> <li>- Small difference in mass loss for 1–3 min/μm</li> <li>- Easily within 20 mg/dm<sup>2</sup> (even though dye spot rating 1)</li> <li>• Mass loss around 5 mg/dm<sup>2</sup> for recommended sealing time</li> </ul> | <ul style="list-style-type: none"> <li>+ Similar response as CPA test</li> <li>• Mass loss around 10 mg/dm<sup>2</sup> for recommended sealing time</li> <li>- <b>min/μm</b>: No significant difference between a bad/good sealing. Low mass loss (around 10 mg/dm<sup>2</sup>)</li> <li>+ <b>Temp</b>: Significant difference in mass loss with temperature — rel. easily within 20 mg/dm<sup>2</sup></li> <li>- <b>pH</b>: No significant difference between a bad/good sealing (within the pH interval tested)</li> </ul> | <ul style="list-style-type: none"> <li>- Mass gain instead of mass loss!</li> </ul>   | <ul style="list-style-type: none"> <li>- Mass gain instead of mass loss!</li> </ul>  |
| SA test  | <ul style="list-style-type: none"> <li>+ Big difference in mass loss with a bad/good sealing (e.g. 1–3 min/μm)</li> <li>• Mass loss around 15–20 mg/dm<sup>2</sup> for recommended sealing time</li> </ul>  | <ul style="list-style-type: none"> <li>• Mass loss around 30–40 mg/dm<sup>2</sup> for recommended sealing time</li> <li>- <b>min/μm</b>: No significant difference between a bad/good sealing</li> <li>- <b>Temp</b>: No significant difference between a bad/good sealing</li> <li>- <b>pH</b>: No significant difference between a bad/good sealing</li> </ul>   | <ul style="list-style-type: none"> <li>- Too aggressive-complete oxide removal</li> </ul>   | <ul style="list-style-type: none"> <li>+ <b>min/μm</b>: Significant difference in mass loss between 1 and 3 min/μm</li> <li>• Mass loss around 100 mg/dm<sup>2</sup> for recommended sealing time (i.e. significantly higher than for hot and cold sealing)</li> </ul> |
| <b>Key</b><br>+ <i>an advantage of the test</i><br>- <i>a disadvantage of the test</i> |   |  |   |  |



## 6 Conclusion

Based on the results of the trials the following conclusions are drawn.

- Neither the AASA test nor the SA test can be considered as a suitable replacement for the CPA test when all different sealing methods are considered since the response is very different depending on sealing method.
- Even for the CPA test the test response is depending on sealing method. While for hot sealing and cold sealing the test result is relatively easily within the given acceptance level (30 mg/dm<sup>2</sup>), the test result for the nickel-based midtemp sealing is much higher than the acceptance level (100 mg/dm<sup>2</sup> on a production sample). For the nickel-free midtemp sealing the CPA test is not suitable since the test result is very low, also for a very short sealing time.
- The SA test could be used as a replacement for the CPA test in hot sealing and possibly midtemp nickel-free sealing. The acceptance levels will have to be different depending on sealing method however.
- The AASA test could be used as a replacement for the CPA test in nickel-based cold sealing.
- None of the tests can be considered as a suitable replacement for the CPA test for nickel-based midtemp sealing.

The sealing quality has also been tested by means of admittance test. The results showed that the admittance test is good in distinguishing between a bad and a good sealing for all sealing methods used (hot, cold, nickel-based midtemp, nickel-free midtemp) even though the acceptance level needs to be adjusted for the two midtemp sealings (nickel-based and nickel-free).

## **Annex A** (Informative)

### **Qualanod working group report**

#### **A.1 Background**

The referee test for sealing quality specified by Qualanod is the chromic/phosphoric acid (CPA) mass loss test as described in EN 12373-7. This involves the use of chromic acid which has carcinogenic properties. Currently, the use and disposal of this chemical are possible in European countries. However, restrictions are anticipated in the future so it is considered important to identify an alternative. The Technical Committee has delegated this task to a working group comprising R. Boi, W. Mader, R. C. Furneaux and T. Bardh who subsequently co-opted his colleague in SAPA, S Johannisson.

#### **A.2 Objectives**

- 1) Identify important attributes required of the new test.
- 2) Produce a short-list of candidate tests.

The aim was to complete these tasks in time for a report to be prepared and circulated to the Technical Committee before the June 2008 meeting.

#### **A.3 Activities**

The approach and investigations depended very much on information available in the technical literature and on the personal experiences of the members of the Working Group.

A list of attributes was prepared and subsequently refined. There were a number of points of discussion.

- The main issue is the identification of a test that discriminates between good and bad sealing. The CPA test has been correlated with the susceptibility of anodized finishes to cosmetic degradation during weathering, which can occur after one or two years' service. It does not assess the degree of protection against pitting corrosion of the aluminium, which depends mainly on anodic film thickness and generally does not occur until after tens of years of weathering.
- Should the new test mimic the CPA test by depending on mass loss due to dissolution and/or by using an acid? It was noted that:
  - tests based on mass loss are easy to perform and assess a property of the anodic film surface (not the bulk) which is the part exposed to the environment;
  - the CPA test is the last of a sequence of developments starting with the sulfur dioxide test and subsequently the tests of ISO 2932 — they have all been correlated with one another as well as with weathering and they are all acid dissolution tests;
  - it makes the task of developing a replacement test easier if it acts in essentially the same way as the established sealing tests that use acids.

The CPA test was rated against the attributes.

Various other sealing tests were identified, many of which were rejected as replacements for the CPA test very often because the duration of the test was much longer than that for the CPA test. Other rejected tests required special equipment or the medium was insufficiently stable. A shortlist of candidate replacement tests was produced, which were introduced into the table of attributes. An attempt was made to rate these new tests against the attributes but, in many cases, adequate information was not available. Consequently, many ratings are based on judgement rather than evidence.

## **A.4 Results**

The table of attributes is attached (Table A.1), which includes in addition to the CPA test a number of candidates to replace it:

- acetic acid/sodium acetate test (ISO 2932);
- sulfuric acid test (Manhart and Cochran<sup>[9]</sup>);
- phosphoric acid test (similar to CPA test but without the chromic acid).

It should be noted that the acetic acid/sodium acetate test of ISO 2932 includes neither pre-immersion in nitric acid nor the complex drying procedures of EN 12373-7. Further, the sulfuric and phosphoric acid tests suffer the disadvantage that those acids attack bare aluminium. Consequently, a means of protecting the cut edges of test coupons, possibly by using an acid-resistant lacquer, would have to be developed. Also, for a phosphoric acid test, the solution concentration, operating temperature and test duration may need to be optimized.

## **A.5 Recommendations**

We recommend that the Technical Committee initiates a two-stage process to evaluate an alternative to the CPA test. Stage one should consist of a laboratory evaluation of the three candidate tests in the attributes table. The objective of stage one would be to generate information to complete the table as far as is reasonably possible, and to make recommendations for stage two. The work should particularly include:

- the identification of solution conditions for the phosphoric acid test;
- the development of a method of protecting cut edges for the sulfuric and phosphoric acid tests;
- the response of the tests to conventional hydrothermal, medium temperature and cold sealing processes;
- the discrimination of the tests between sealing qualities due to variations in sealing time, temperature and pH, and the presence of sealing inhibitors (eg silicates in hydrothermal sealing).

Stage two would comprise a round robin exercise involving a number of anodizers and one or two laboratories where a direct comparison would be made with the CPA test over an extended period of time under production conditions.

It was appreciated that in the future Qualanod may want to introduce new tests into the Specifications to assess products for special applications. For instance, there may be a need to test anodized finishes for resistance to alkaline solutions.

Table A.1 — The attributes of different acid immersion tests

| ATTRIBUTE   | Chromic / phosphoric acid (EN 12373-7)   | Acetic acid / sodium acetate (ISO 2932)   | Sulphuric acid (Manhart & Cochran)<br>15 wt% acid at 48.9°C for 20 min                                   | Phosphoric acid                    |
|---|--|---|--|------------------------------------|
| Assessment by weight change                                 | < 30mg/dm <sup>2</sup>   | < 20mg/dm <sup>2</sup> (not specified in ISO 2932)  | OK   | OK                                 |
| Applicable for all sealing methods                          | not applicable for sealing in dichromate solutions   | not applicable for sealing in bichromate solutions > 10g/l  |  |                                    |
| Requires a convenient sample mass                           | not > 200g   | about 1dm <sup>2</sup> , not > 3dm <sup>2</sup>   |  |                                    |
| Requires a convenient sample area                           | not < 0.5dm <sup>2</sup>   | low reactivity - do not take into account bare areas if they constitute <5% of total area of sample     | disolves aluminium   | disolves aluminium                 |
| Solution does not react with bare aluminium metal           | OK   |   |  |                                    |
| Good discrimination between sealing qualities               | weight loss for 0.5 min/μm is ~200mg/dm <sup>2</sup> , weight loss for 3 min/μm is ~20mg/dm <sup>2</sup> | weight loss for 0.5 min/μm is ~50mg/dm <sup>2</sup> , weight loss for 3 min/μm is ~10mg/dm <sup>2</sup> | weight loss for 0.5 min/μm is ~300mg/dm <sup>2</sup> , weight loss for 3 min/μm is ~15mg/dm <sup>2</sup> | probably similar to CPA test       |
| No pre-immersion (eg in HNO3)                               | prior acid treatment needed  | no pre-immersion specified  | probably needs HNO3 pre-immersion  | probably needs HNO3 pre-immersion  |
| Test solution does not require excessive heating            | 38±1°C   | 100°C   | 48.9°C   | similar to CPA test                |
| Test solution never requires cooling                        | pre-dip at 19±1°C may need cooling   | OK  | pre-dip at 19±1°C may need cooling   | pre-dip at 19±1°C may need cooling |
| Test duration sufficiently long to avoid errors from timing | OK   | OK  | OK   | similar to CPA test                |
| Solution may treat many samples before replacement          | not >10 dm <sup>2</sup> /l   | replate after each test   |  |                                    |
| Solution does not degrade in storage or use                 | susceptible to heavy metal contamination   |   |  |                                    |
| Test uses harmless chemicals (other than acidity)           | OH&S issues with hexavalent chromium   | acetic acid is an irritant  | OK   | OK                                 |
| No requirement for fume extraction                          | fume cupboard may be preferable for organic solvent used for drying                                      | fume cupboard may be preferable for test solution   | probably same as CPA test  | probably same as CPA test          |
| Solution requires only neutralization before disposal       | chromium-containing solution is a hazardous waste  | OK  | OK   | OK                                 |
| Low cost for the chemicals                                  |  | OK  | OK   | OK                                 |
| Low cost for the test equipment                             |  | OK  |  |                                    |
| Test procedure suitable for unqualified operators           | drying procedure requires care for reproducible weighings  | probably same as CPA test   | probably same as CPA test  | probably same as CPA test          |
| Potentially suitable for EN and ISO standard                | OK   | OK  |  |                                    |
| Easy and quick to carry out                                 | about 1 hour (including drying and weighing)   | about 30 min (neither pre-immersion nor specific drying requirements)                                   | similar to CPA test  | similar to CPA test                |
| Assesses sealing-quality of outer part of anodic coating    | Up to about 1 μm depth from outer surface  | Up to about 0.7 μm depth from surface   |  | similar to CPA test                |
| Applicable for all sulphuric acid based anodizing           | OK   | OK  |  | similar to CPA test                |
| NOTE Cell shade means as follows.                           |  |   |  |                                    |
|   |  | unacceptable disadvantage   |  |                                    |
|   |  | advantage   |  |                                    |

## Bibliography

- [1] ISO 3210, *Anodizing of aluminium and its alloys — Assessment of quality of sealed anodic oxidation coatings by measurement of the loss of mass after immersion in phosphoric acid/chromic acid solution*
- [2] ASTM B680, *Standard Test Method for Seal Quality of Anodic Coatings on Aluminum by Acid Dissolution*
- [3] EN 12373-6, *Aluminium and aluminium alloys — Anodizing — Part 6: Assessment of quality of sealed anodic oxidation coatings by measurement of the loss of mass after immersion in phosphoric acid/chromic acid solution without prior acid treatment*
- [4] EN 12373-7, *Aluminium and aluminium alloys — Anodizing — Part 7: Assessment of quality of sealed anodic oxidation coatings by measurement of the loss of mass after immersion in phosphoric acid/chromic acid solution with prior acid treatment*
- [5] ISO 7599, *Anodizing of aluminium and its alloys — General specifications for anodic oxidation coatings on aluminium*
- [6] EN 12373-1, *Aluminium and aluminium alloys — Anodizing — Part 1: Method for specifying decorative and protective anodic oxidation coatings on aluminium*
- [7] *Specifications for the Qualanod quality label for sulfuric acid-based anodizing of aluminium*, edition 15.09.2009 effective from January 2005, Qualanod, Zurich
- [8] AAMA 611-98, *Voluntary specification for anodized architectural aluminium*, American Architectural Manufacturers Association, Schaumburg IL, 1998
- [9] MANHART, J.H., COCHRAN, W.C. Acid dissolution tests for seal quality of anodized aluminium. *Plating* 1971, **58**, pp. 219–224
- [10] ISO 2932<sup>1)</sup>, *Anodizing of aluminium and its alloys — Assessment of sealing quality by measurement of the loss of mass after immersion in acid solution*
- [11] ANNICA CRISPIN. *Replacement of the chromic/phosphoric acid test for sealing quality*, technical report D09-0179, Sapa Technology, 2009
- [12] EN 12373-4, *Aluminium and aluminium alloys — Anodizing — Part 4: Estimation of loss of absorptive power of anodic oxidation coatings after sealing by dye spot test with prior acid treatment*
- [13] EN 12373-5, *Aluminium and aluminium alloys — Anodizing — Part 5: Assessment of quality of sealed anodic oxidation coatings by measurement of admittance*
- [14] KAPE, J.M. Testing sealing quality of anodic coatings, Part 2. *Finishing Industries* 1977-12, pp. 38–49
- [15] WERNICK, S., PINNER, R., SHEASBY, P.G. *The surface treatment and finishing of aluminium and its alloys*, 5th edition, Vol. 2, pp. 910–913, Teddington: Finishing Publications Ltd, 1987
- [16] FURNEAUX, R.C., WOOD, G.C. *Trans. Institute Metal Finishing* 1982, **60**, pp. 14–24
- [17] EN 12373-2, *Aluminium and aluminium alloys — Anodizing — Part 2: Determination of mass per unit area (surface density) of anodic oxidation coatings — Gravimetric method*
- [18] ANNICA CRISPIN. *Cold and midtemp sealings evaluation*, technical report D07-0223, Sapa Technology, 2007

---

1) Withdrawn.





# British Standards Institution (BSI)

BSI is the national body responsible for preparing British Standards and other standards-related publications, information and services.

BSI is incorporated by Royal Charter. British Standards and other standardization products are published by BSI Standards Limited.

## About us

We bring together business, industry, government, consumers, innovators and others to shape their combined experience and expertise into standards-based solutions.

The knowledge embodied in our standards has been carefully assembled in a dependable format and refined through our open consultation process. Organizations of all sizes and across all sectors choose standards to help them achieve their goals.

## Information on standards

We can provide you with the knowledge that your organization needs to succeed. Find out more about British Standards by visiting our website at [bsigroup.com/standards](http://bsigroup.com/standards) or contacting our Customer Services team or Knowledge Centre.

## Buying standards

You can buy and download PDF versions of BSI publications, including British and adopted European and international standards, through our website at [bsigroup.com/shop](http://bsigroup.com/shop), where hard copies can also be purchased.

If you need international and foreign standards from other Standards Development Organizations, hard copies can be ordered from our Customer Services team.

## Subscriptions

Our range of subscription services are designed to make using standards easier for you. For further information on our subscription products go to [bsigroup.com/subscriptions](http://bsigroup.com/subscriptions).

With **British Standards Online (BSOL)** you'll have instant access to over 55,000 British and adopted European and international standards from your desktop. It's available 24/7 and is refreshed daily so you'll always be up to date.

You can keep in touch with standards developments and receive substantial discounts on the purchase price of standards, both in single copy and subscription format, by becoming a **BSI Subscribing Member**.

**PLUS** is an updating service exclusive to BSI Subscribing Members. You will automatically receive the latest hard copy of your standards when they're revised or replaced.

To find out more about becoming a BSI Subscribing Member and the benefits of membership, please visit [bsigroup.com/shop](http://bsigroup.com/shop).

With a **Multi-User Network Licence (MUNL)** you are able to host standards publications on your intranet. Licences can cover as few or as many users as you wish. With updates supplied as soon as they're available, you can be sure your documentation is current. For further information, email [bsmusales@bsigroup.com](mailto:bsmusales@bsigroup.com).

## BSI Group Headquarters

389 Chiswick High Road London W4 4AL UK

## Revisions

Our British Standards and other publications are updated by amendment or revision.

We continually improve the quality of our products and services to benefit your business. If you find an inaccuracy or ambiguity within a British Standard or other BSI publication please inform the Knowledge Centre.

## Copyright

All the data, software and documentation set out in all British Standards and other BSI publications are the property of and copyrighted by BSI, or some person or entity that owns copyright in the information used (such as the international standardization bodies) and has formally licensed such information to BSI for commercial publication and use. Except as permitted under the Copyright, Designs and Patents Act 1988 no extract may be reproduced, stored in a retrieval system or transmitted in any form or by any means – electronic, photocopying, recording or otherwise – without prior written permission from BSI. Details and advice can be obtained from the Copyright & Licensing Department.

## Useful Contacts:

### Customer Services

**Tel:** +44 845 086 9001

**Email (orders):** [orders@bsigroup.com](mailto:orders@bsigroup.com)

**Email (enquiries):** [cservices@bsigroup.com](mailto:cservices@bsigroup.com)

### Subscriptions

**Tel:** +44 845 086 9001

**Email:** [subscriptions@bsigroup.com](mailto:subscriptions@bsigroup.com)

### Knowledge Centre

**Tel:** +44 20 8996 7004

**Email:** [knowledgecentre@bsigroup.com](mailto:knowledgecentre@bsigroup.com)

### Copyright & Licensing

**Tel:** +44 20 8996 7070

**Email:** [copyright@bsigroup.com](mailto:copyright@bsigroup.com)



...making excellence a habit.™