



BSI Standards Publication

**Cereal and cereal products
— Technical report of the
interlaboratory study for the
determination of impurities
content in maize (*Zea mays*, L.)
and sorghum (*Sorghum bicolor*,
L.)**

National foreword

This Published Document is the UK implementation of CEN/TR 16875:2015.

The UK participation in its preparation was entrusted to Technical Committee AW/4, Cereals and pulses.

A list of organizations represented on this committee can be obtained on request to its secretary.

This publication does not purport to include all the necessary provisions of a contract. Users are responsible for its correct application.

© The British Standards Institution 2015.
Published by BSI Standards Limited 2015

ISBN 978 0 580 89963 8

ICS 67.060

Compliance with a British Standard cannot confer immunity from legal obligations.

This Published Document was published under the authority of the Standards Policy and Strategy Committee on 30 September 2015.

Amendments/corrigenda issued since publication

Date	Text affected
------	---------------

TECHNICAL REPORT

CEN/TR 16875

RAPPORT TECHNIQUE

TECHNISCHER BERICHT

September 2015

ICS 67.060

English Version

**Cereal and cereal products - Technical report of the
interlaboratory study for the determination of impurities
content in maize (*Zea mays*, L.) and sorghum (*Sorghum
bicolor*, L.)**

Céréales et produits céréaliers - Rapport technique de
l'étude interlaboratoires pour la détermination de la
teneur en impuretés dans le maïs (*Zea mays*, L.) et le
sorgho (*Sorghum bicolor*, L.)

This Technical Report was approved by CEN on 27 July 2015. It has been drawn up by the Technical Committee CEN/TC 338.

CEN members are the national standards bodies of Austria, Belgium, Bulgaria, Croatia, Cyprus, Czech Republic, Denmark, Estonia, Finland, Former Yugoslav Republic of Macedonia, France, Germany, Greece, Hungary, Iceland, Ireland, Italy, Latvia, Lithuania, Luxembourg, Malta, Netherlands, Norway, Poland, Portugal, Romania, Slovakia, Slovenia, Spain, Sweden, Switzerland, Turkey and United Kingdom.



EUROPEAN COMMITTEE FOR STANDARDIZATION
COMITÉ EUROPÉEN DE NORMALISATION
EUROPÄISCHES KOMITEE FÜR NORMUNG

CEN-CENELEC Management Centre: Avenue Marnix 17, B-1000 Brussels

Contents	Page
European foreword.....	3
Introduction	4
1 Scope.....	5
2 Normative references.....	5
3 Design of the study.....	6
3.1 Conception and organization.....	6
3.1.1 Method	6
3.1.2 Participants.....	6
3.1.3 Design and schedule of the study	6
3.2 Product.....	6
3.3 Fabrication	6
3.4 Homogeneity and stability.....	6
3.5 Form.....	6
4 Statistics	7
4.1 Methodology	7
4.2 Statistical treatment.....	7
5 Results of the interlaboratory study.....	7
5.1 Validation of the raw results.....	7
5.2 Detection of stragglers and outliers.....	7
5.3 Stragglers and outliers detections.....	9
5.4 Statistics	10
5.5 Results.....	10
Annex A (informative) Raw results.....	16
A.1 Broken grains	16
A.2 Grains impurities	17
A.3 Sprouted grains.....	18
A.4 Miscellaneous impurities.....	19
A.5 Total impurities.....	20

European foreword

This document (CEN/TR 16875:2015) has been prepared by Technical Committee CEN/TC 338 “Cereal and cereal products”, the secretariat of which is held by AFNOR.

Attention is drawn to the possibility that some of the elements of this document may be the subject of patent rights. CEN [and/or CENELEC] shall not be held responsible for identifying any or all such patent rights.

Introduction

The principle of the determination of impurities is to separate all the groups of impurities from the normal basic cereal grains of unimpaired quality by sieving and manual selection out of a subsample and to quantify them. The amount of impurities and its constituent groups is important for health, cleaning, milling and further processing aspects. For these reasons impurities content is a part of contracts in grain trade and also of the grain intervention system of the EU.

At present a European standard for the determination of impurities in maize and sorghum (EN 16378) has been developed.

An international interlaboratory trial for the determination of impurities in maize and sorghum was accomplished in order to get information on the intra- and interlaboratory variability of the determination of impurities content.

The technical report here describes the preparation and evaluation of the results of this interlaboratory test.

1 Scope

The term impurities applies to all components of a grain sample that differ from the normal basic cereal. It includes the following groups: broken grains, other cereals, grains damaged by pests, grains overheated during drying, sprouted grains, extraneous seeds, unsound grains, extraneous matter and impurities of animal origin.

The principle of the determination of impurities content is to separate all the groups of impurities from the normal basic cereal grains of unimpaired quality by sieving and manual selection out of a subsample and to quantify them. There are various problems in the determination of impurities:

Firstly, the identification of the different groups of impurities depends strongly on the experience and the knowledge of the investigator.

Also experienced investigators can differ in their characterization of grains.

Finally, one is faced with the fact that grain, even after mixing, is rarely homogenous. In other words, if a sample was divided by a sample divider into a number of portions, the amount of a specific group of impurities in each portion could be different, even if absolutely no human or machine error occurred in each determination.

These problems will result in variation of the results of the determination.

An international interlaboratory test for the determination of impurities, according to this standard and involving 14 laboratories in 4 countries, was carried out with 5 maize and 3 sorghum samples. It was asked to participants to make determination in duplicate.

Ten laboratories reported results for the complete sample set and two only for corns.

The test materials ranged between:

- 0,0 % and 2,7 % for broken grains;
- 0,2 % and 3,5 % for grain impurities;
- 0,0 % and 0,1 % for sprouted grains;
- 0,5 % and 3,3 % for miscellaneous impurities;
- 1,8 % and 8,7 % for total impurities.

The aim of the study is to determine the precision, repeatability and reproducibility of the method of determination of impurities content in maize and sorghum samples.

The analyses were realized in March - April 2011.

It occurs according to ISO 5725:1994.

2 Normative references

The following documents, in whole or in part, are normatively referenced in this document and are indispensable for its application. For dated references, only the edition cited applies. For undated references, the latest edition of the referenced document (including any amendments) applies.

EN 16378, *Cereals - Determination of impurities content in maize (*Zea mays*, L.) and sorghum (*Sorghum bicolor*, L.)*

3 Design of the study

3.1 Conception and organization

3.1.1 General

The interlaboratory comparisons of this test were designed according to the wishes of AFNOR and organized by BIPEA.

3.1.2 Method

The participants made a commitment to apply strictly the described method and to prepare the samples according to the method provided with the commitment letter for participating to the test: the standard EN 16378.

3.1.3 Participants

Fourteen laboratories made a commitment to participate to the test. Twelve did answer.

3.1.4 Design and schedule of the study

Each laboratory received eight samples: 5 samples of corn and 3 samples of sorghums, according to a blind distribution.

In order to take into account the sampling of the laboratory into the precision values, the laboratories realized two analytical series on two sub-samples from each sample, leading to sixteen determinations of impurities.

Tests were conducted between March, 1st and April, 26th, 2011.

In order to be as close as possible to repeatability conditions, the two sub-samples analyses has been realized during a time as short as possible. The repeatability variance is an intra-laboratory variance. However, in order to be easier to read, it is called repeatability mean in the report.

3.2 Product

In order to cover the scope of the method, the products analysed are maize mixes and sorghum mixes.

3.3 Fabrication

The samples are produced according to the following procedure:

Each batch is homogenized and divided in samples serials. This operation is made with a carousel. The principle of turning spreading, that involves a progressive filling, ensures the homogeneity of the product between each sample.

The samples of maize 1, 2 and 4 and the samples of sorgho 1 and 3 were of 500 g in paper bags. The samples of maize 3 and 5 and the samples of sorgho 2 were of 1 kg in paper bags. The weights were increased for some samples in order to integer the division step inside the laboratory.

3.4 Homogeneity and stability

On this test, no control was planned. However, homogeneity and stability were considered as sufficient by the working group for the test, during its conception.

3.5 Form

In addition to final results, expressed in % of impurities, the weights values were requested to the participants. The form sheet template is in A.2.

4 Statistics

4.1 Methodology

The precision parameters were calculated on the two sub-samples of each impurity category according to the following plan.

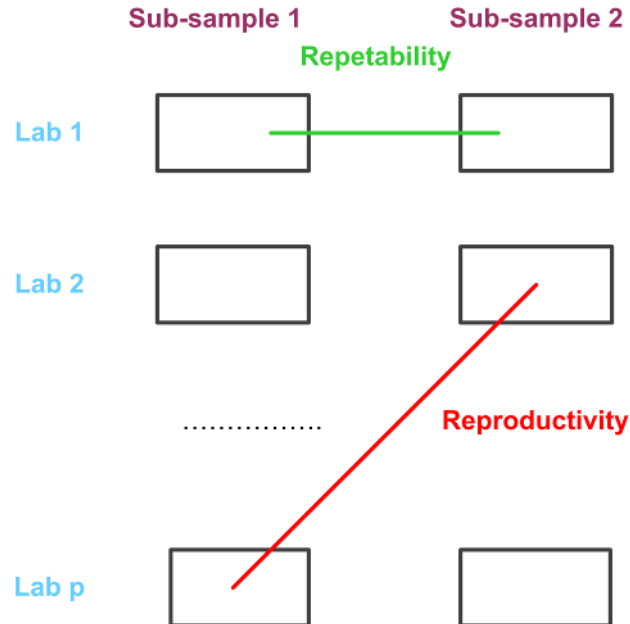


Figure 1

4.2 Statistical treatment

The statistical treatment was carried out according to ISO 5725-2.

5 Results of the interlaboratory study

5.1 Validation of the raw results

The project leader realized the checks of the calculations of impurities contents from the weight values.

A laboratory seems not to have followed the method; it was excluded from the calculations of the precision parameters (laboratory 7568).

A laboratory did not write correctly his results, it has a lack of traceability of its samples (laboratory 2190). The results of the corn 3 have been reported on the corn 2 form sheets, those of corn 4 on the form sheet for corn 3 and those of corn 2 on the form sheet of corn 4.

The traceability and the results have been corrected.

5.2 Detection of stragglers and outliers

Stragglers and outliers detection have been realized with statistical tests on the provided results except for the excluded laboratory above:

- Cochran's test: outliers and stragglers for variances (at 5 % and 1 %);

- Grubbs' test: outliers and stragglers for means (at 5% and 1 %).

The principles of the tests and the decision rules are described in ISO 5725-2.

The results of those tests are presented in Table A.9 and Table A.10, in A.5. As abstract:

- For the corn 1:
 - the variance of the laboratory 8577 for miscellaneous impurities has been detected as outlier;
 - the variance of the laboratory 8577 for total impurities has been detected as straggler;
 - the mean of the laboratory 7489 for broken grains has been detected as outlier;
 - the mean of the laboratory 6723 for total impurities has been detected as straggler.
- For the corn 2:
 - the variance of the laboratory 5909 for broken grains has been detected as outlier;
 - the mean of the laboratory 7489 for broken grains has been detected as outlier;
 - the mean of the laboratories 6723 and 8577 for miscellaneous impurities has been detected as straggler;
- For the corn 3:
 - the variance of the laboratories 5909 for miscellaneous impurities and 6723 for total impurities has been detected as outlier;
 - the variance of the laboratory 6637 for sprouted grains has been detected as straggler;
 - the mean of the laboratory 8577 for miscellaneous impurities and for total impurities has been detected as straggler.
- For the corn 4:
 - the variance of the laboratory 8577 for sprouted grains and for grain impurities has been detected as outlier;
 - the variance of the laboratory 8577 for broken grains and for total impurities has been detected as straggler;
 - the mean of the laboratory 8577 for miscellaneous impurities has been detected as straggler.
- For the corn 5:
 - the variance of the laboratory 8577 for broken grains and for miscellaneous impurities has been detected as outlier;
 - the variance of the laboratory 8577 for grain impurities and for total impurities has been detected as straggler;
 - the mean of the laboratory 6723 for grain impurities, for miscellaneous impurities and for total impurities;

- the mean of laboratory 8577 for miscellaneous impurities has been detected as straggler.
- For the sorgho 1:
 - the variance of the laboratory 5703 for grain impurities has been detected as outlier;
 - the mean of the laboratory 6723 for grain impurities has been detected as straggler.
- For the sorgho 2:
 - the variance of the laboratory 7489 for total impurities has been detected as outlie;
 - the variance of the laboratory 7489 for miscellaneous impurities has been detected as straggle;
 - the mean of the laboratory 6723 for grain impurities has been detected as straggler.
- For the sorgho 3:
 - the variance of the laboratory 7489 for miscellaneous impurities and for total impurities has been detected as straggler.

The values for which the means are judged as stragglers have been excluded from the precision parameters calculation for the concerned corns and the sorghum.

The values for which the variances are judged as stragglers have been excluded from the precision parameters calculation for the concerned corns and the sorghum.

5.3 Stragglers and outliers detections

Table 1 — Cochran's test: stragglers (in bold) and outliers for variances

Lab numbers	Maize 1	Maize 2	Maize 3	Maize 4	Maize 5	Sorghum 1	Sorghum 2	Sorghum 3
Broken grains	-	5909	-	8577	8577	-	-	-
Grain impurities	-	-	-	8577	8577	5703	-	-
Sprouted grains	-	-	6637	8577	-	-	-	-
Miscellaneous impurities	8577	-	5909	-	8577	-	7489	7489
Total impurities	8577	-	-	8577	8577	-	7489	7489

Table 2 — Grubb's test: stragglers (in bold) and outliers for means

Lab numbers	Maize 1	Maize 2	Maize 3	Maize 4	Maize 5	Sorghum 1	Sorghum 2	Sorghum 3
Broken grains	7489	7489						
Grain impurities					6723	6723	6723	
Sprouted grains								
Miscellaneous impurities		6723 8577	8577	8577	6723 8577			
Total impurities	6723		6723 8577		6723			

5.4 Statistics

Analyses of variance (ANOVA) were realized on each sample in order to determine the intra-laboratory (repeatability) and interlaboratory (reproducibility) variabilities.

For each sample, from the results the following have been calculated:

- the mean;
- repeatability and reproducibility standard deviations;
- repeatability and reproducibility limits (at 95 %);
- repeatability and reproducibility coefficients of variation.

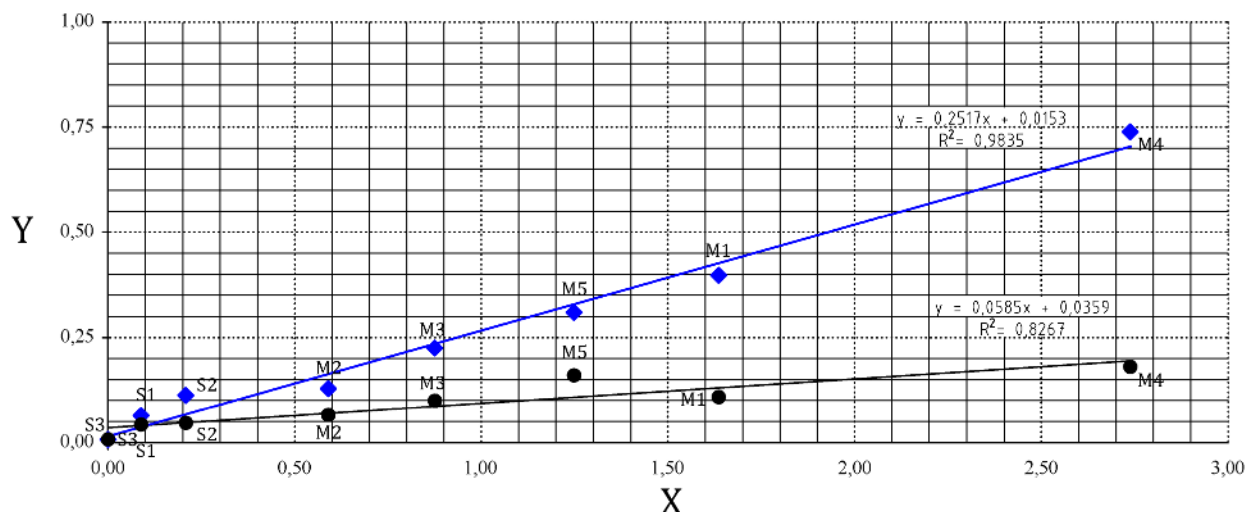
The following abbreviations are used for the parameters defined in ISO 5725-1:

- s_r is the repeatability standard deviation;
- CV_r is the repeatability coefficient of variation, in %;
- r is the repeatability limit (at 95 %);
- s_R is the reproducibility standard deviation;
- CVR is the reproducibility coefficient of variation, in %;
- R is the reproducibility limit (at 95 %).

5.5 Results

Table 3 — Statistical results of interlaboratory tests for broken grains

Broken grains	Maize 1	Maize 2	Maize 3	Maize 4	Maize 5	Sorghum 1	Sorghum 2	Sorghum 3
Number of laboratories after outlier elimination	11	11	11	10	11	9	9	9
Global mean	1,64	0,59	0,87	2,74	1,25	0,09	0,21	0,00
Repeatability standard deviation (s_r)	0,11	0,07	0,10	0,18	0,16	0,04	0,05	0,01
Repeatability coefficient of variation (CV_r)	7%	11%	12%	7%	13%	49%	23%	424%
Limit of repeatability (r)	0,31	0,19	0,29	0,51	0,45	0,12	0,13	0,02
Reproducibility standard deviation (s_R)	0,40	0,13	0,23	0,74	0,31	0,06	0,11	0,01
Reproducibility coefficient of variation (CVR)	24%	22%	26%	27%	25%	71%	54%	424%
Limit of reproducibility (R)	1,13	0,36	0,64	2,09	0,87	0,18	0,32	0,02



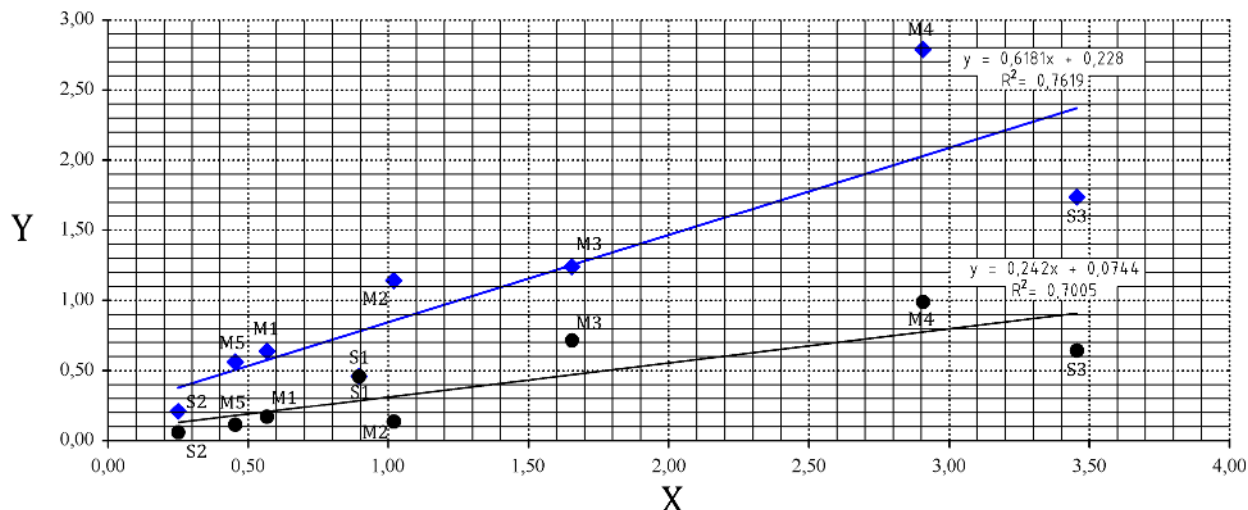
Key

- Y standard deviations of precision
- X mean (%)
- repeatability standard deviation
- linear (repeatability standard deviation)
- ◆ reproducibility standard deviation
- linear (reproducibility standard deviation)

Figure 2 — Precision standard deviations according to the mean for broken grains

Table 4 — Statistical results of interlaboratory tests for grain impurities

Grain impurities	Maize 1	Maize 2	Maize 3	Maize 4	Maize 5	Sorghum 1	Sorghum 2	Sorghum 3
Number of laboratories after outlier elimination	11	11	11	11	9	8	8	9
Global mean	0,57	1,02	1,66	2,91	0,45	0,90	0,25	3,46
Repeatability standard deviation (s_r)	0,17	0,14	0,72	0,99	0,12	0,46	0,06	0,65
Repeatability coefficient of variation (CV_r)	31%	13%	43%	34%	26%	51%	25%	19%
Limit of repeatability (r)	0,49	0,39	2,03	2,81	0,34	1,30	0,18	1,83
Reproducibility standard deviation (s_R)	0,64	1,14	1,23	2,78	0,56	0,46	0,21	1,74
Reproducibility coefficient of variation (CVR)	112%	111%	74%	96%	123%	52%	85%	50%
Limit of reproducibility (R)	1,80	3,21	3,48	7,87	1,58	1,31	0,60	4,91



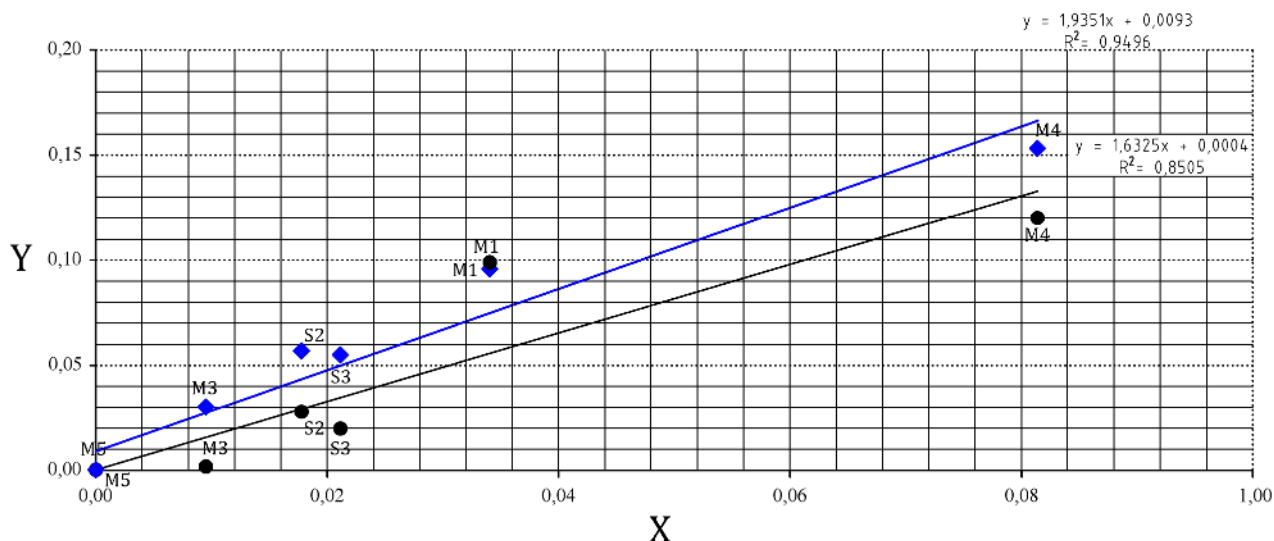
Key

- Y standard deviations of precision
- X mean (%)
- repeatability standard deviation
- linear (repeatability standard deviation)
- ◆ reproducibility standard deviation
- linear (reproducibility standard deviation)

Figure 3 — Precision standard deviations according to the mean for grain impurities

Table 5 — Statistical results of interlaboratory tests for sprouted grains

Sprouted grains	Maize 1	Maize 2	Maize 3	Maize 4	Maize 5	Sorghum 1	Sorghum 2	Sorghum 3
Number of laboratories after outlier elimination	11	11	10	11	11	9	9	9
Global mean	0,03	0,00	0,01	0,08	0,00	0,00	0,02	0,02
Repeatability standard deviation (s_r)	0,10	0,00	0,00	0,12	0,00	0,00	0,03	0,02
Repeatability coefficient of variation (CV_r)	292%	-%	24%	148%	-%	0%	159%	95%
Limit of repeatability (r)	0,28	0,00	0,01	0,34	0,00	0,00	0,08	0,06
Reproducibility standard deviation (s_R)	0,10	0,00	0,03	0,15	0,00	0,00	0,06	0,05
Reproducibility coefficient of variation (CV_R)	281%	-	317%	189%	-	0%	320%	260%
Limit of reproducibility (R)	0,27	0,00	0,09	0,43	0,00	0,00	0,16	0,16



Key

Y standard deviations of precision

X mean (%)

● repeatability standard deviation

— linear (repeatability standard deviation)

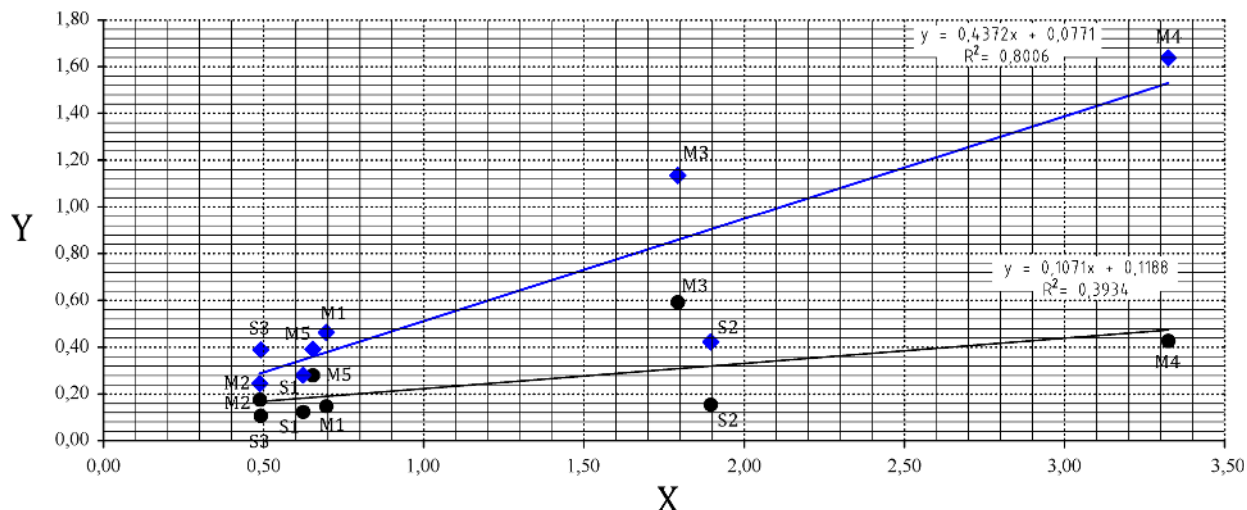
◆ reproducibility standard deviation

— linear (reproducibility standard deviation)

Figure 4 — Precision standard deviations according to the mean for sprouted grains

Table 6 — Statistical results of interlaboratory tests for miscellaneous impurities

Miscellaneous impurities	Maize 1	Maize 2	Maize 3	Maize 4	Maize 5	Sorghum 1	Sorghum 2	Sorghum 3
Number of laboratories after outlier elimination	10	9	10	10	9	9	8	8
Global mean	0,69	0,49	1,79	3,33	0,65	0,62	1,90	0,49
Repeatability standard deviation (s_r)	0,15	0,18	0,59	0,43	0,28	0,13	0,16	0,11
Repeatability coefficient of variation (CV_r)	21%	36%	33%	13%	43%	20%	8%	22%
Limit of repeatability (r)	0,42	0,50	1,68	1,21	0,80	0,35	0,44	0,30
Reproducibility standard deviation (s_R)	0,47	0,24	1,14	1,64	0,39	0,28	0,42	0,39
Reproducibility coefficient of variation (CVR)	67%	50%	63%	49%	60%	46%	22%	79%
Limit of reproducibility (R)	1,32	0,69	3,21	4,64	1,11	0,80	1,19	1,09



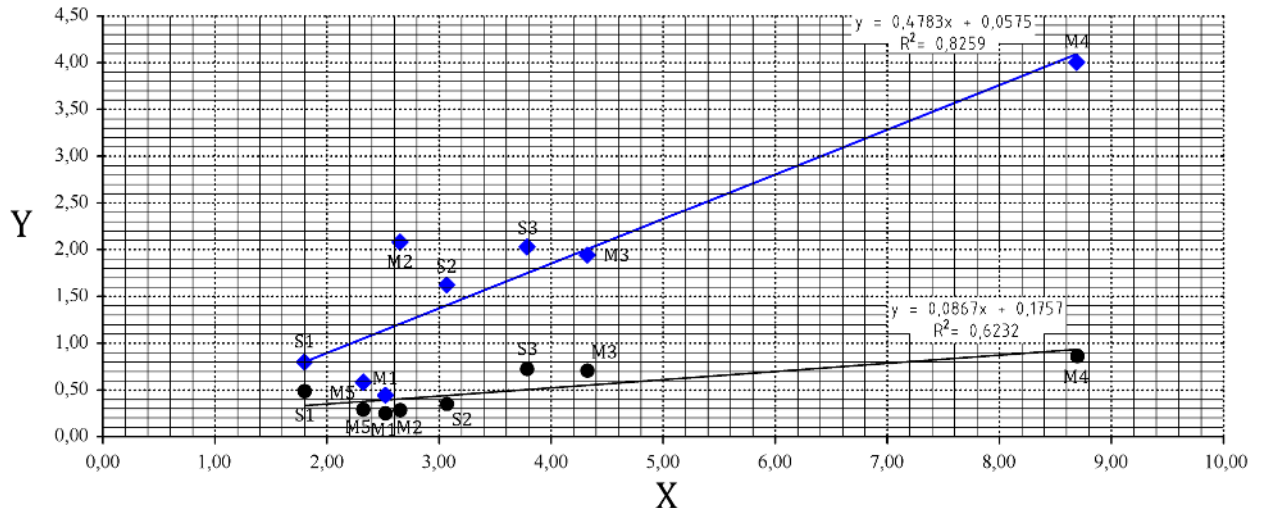
Key

- Y standard deviations of precision
- X mean (%)
- repeatability standard deviation
- linear (repeatability standard deviation)
- ◆ reproducibility standard deviation
- linear (reproducibility standard deviation)

Figure 5 — Precision standard deviations according to the mean for miscellaneous impurities

Table 7 — Statistical results of interlaboratory tests for total impurities

Total impurities	Maize 1	Maize 2	Maize 3	Maize 4	Maize 5	Sorghum 1	Sorghum 2	Sorghum 3
Number of laboratories after outlier elimination	9	11	10	10	9	9	9	8
Global mean	2,51	2,65	4,32	8,69	2,32	1,81	3,06	3,78
Repeatability standard deviation (s_r)	0,24	0,27	0,70	0,86	0,29	0,48	0,36	0,72
Repeatability coefficient of variation (CV_r)	10%	10%	16%	10%	12%	27%	12%	19%
Limit of repeatability (r)	0,69	0,78	1,98	2,44	0,81	1,36	1,00	2,05
Reproducibility standard deviation (s_R)	0,43	2,08	1,94	4,00	0,58	0,79	1,62	2,03
Reproducibility coefficient of variation (CV_R)	17%	78%	45%	46%	25%	44%	53%	54%
Limit of reproducibility (R)	1,23	5,87	5,49	11,33	1,63	2,23	4,59	5,74



Key

- Y standard deviations of precision
- X mean (%)
- repeatability standard deviation
- linear (repeatability standard deviation)
- ◆ reproducibility standard deviation
- linear (reproducibility standard deviation)

Figure 6 — Precision standard deviations according to the mean for total impurities

Annex A (informative)

Raw results

A.1 Broken grains

Table A.1 — Broken grains for maize

Lab number	Maize 1			Maize 2			Maize 3			Maize 4			Maize 5		
	Res 1	Res 2	Mean	Res 1	Res 2	Mean	Res 1	Res 2	Mean	Res 1	Res 2	Mean	Res 1	Res 2	Mean
1420	1,84	1,71	1,78	0,57	0,57	0,57	1,12	1,03	1,08	2,95	2,91	2,93	1,41	1,57	1,49
2190	1,64	1,65	1,65	0,62	0,66	0,64	0,97	0,85	0,91	2,87	2,73	2,80	1,24	1,30	1,27
2539	1,84	1,75	1,80	0,63	0,74	0,69	1,20	1,26	1,23	3,07	3,20	3,14	1,08	1,17	1,13
3106	1,76	2,08	1,92	0,55	0,57	0,56	0,76	1,05	0,91	3,13	2,66	2,90	1,16	1,45	1,31
3288	1,67	1,60	1,64	0,62	0,65	0,64	1,00	0,84	0,92	2,96	2,51	2,74	1,12	1,25	1,19
5703	1,34	1,49	1,42	0,71	0,65	0,68	0,77	0,68	0,73	2,04	2,04	2,04	0,99	1,27	1,13
5909	1,60	1,37	1,49	0,71	0,45	0,58	0,77	0,68	0,73	2,67	2,35	2,51	1,61	1,61	1,61
6637	1,85	1,88	1,87	0,53	0,50	0,52	0,87	0,97	0,92	2,94	2,71	2,83	1,19	1,08	1,14
6723	1,47	1,50	1,49	0,59	0,65	0,62	0,95	1,10	1,03	4,21	4,15	4,18	1,69	1,73	1,71
7489	0,75	0,68	0,72	0,24	0,33	0,29	0,34	0,51	0,43	1,45	1,26	1,36	0,65	0,64	0,65
7568	0,00	0,00	0,00	0,60	0,65	0,63	0,88	0,80	0,84	2,77	2,63	2,70	1,17	1,34	1,26
8577	2,39	2,15	2,27	0,74	0,73	0,74	0,70	0,82	0,76	5,06	1,82	3,44	0,85	1,43	1,14

Table A.2 — Broken grains for sorghum

Lab number	Sorghum 1			Sorghum 2			Sorghum 3		
	Res 1	Res 2	Mean	Res 1	Res 2	Mean	Res 1	Res 2	Mean
1420	0,25	0,11	0,18	0,22	0,26	0,24	0,00	0,00	0,00
2539	0,12	0,14	0,13	0,24	0,26	0,25	0,00	0,00	0,00
3106	0,12	0,09	0,11	0,26	0,31	0,29	0,00	0,00	0,00
3288	0,12	0,05	0,09	0,19	0,32	0,26	0,00	0,00	0,00
5703	0,12	0,06	0,09	0,24	0,36	0,30	0,00	0,00	0,00
5909	0,03	0,09	0,06	0,20	0,14	0,17	0,00	0,00	0,00
6637	0,15	0,11	0,13	0,31	0,31	0,31	0,00	0,03	0,02
6723	0,02	0,03	0,03	0,06	0,05	0,06	0,00	0,00	0,00
7489	0,00	0,00	0,00	0,00	0,03	0,02	0,00	0,00	0,00
7568	0,15	0,12	0,14	0,25	0,24	0,25	0,00	0,00	0,00

A.2 Grains impurities

Table A.3 — Grains impurities for maize

Lab number	Maize 1			Maize 2			Maize 3			Maize 4			Maize 5		
	Res 1	Res 2	Mean	Res 1	Res 2	Mean	Res 1	Res 2	Mean	Res 1	Res 2	Mean	Res 1	Res 2	Mean
1420	0,08	0,04	0,06	0,13	0,22	0,18	1,10	1,04	1,07	3,10	2,68	2,89	0,00	0,00	0,00
2190	0,52	0,21	0,37	1,72	1,69	1,71	1,65	3,29	2,47	4,60	5,26	4,93	0,31	0,36	0,34
2539	0,04	0,05	0,05	0,00	0,00	0,00	1,82	1,93	1,88	0,93	1,03	0,98	0,00	0,00	0,00
3106	0,53	0,17	0,35	0,19	0,11	0,15	0,29	1,63	0,96	2,00	4,24	3,12	0,89	0,49	0,69
3288	0,03	0,35	0,19	0,40	0,00	0,20	0,23	0,28	0,26	0,12	0,18	0,15	0,24	0,37	0,31
5703	0,14	0,48	0,31	0,21	0,40	0,31	1,02	0,75	0,89	1,43	1,16	1,30	0,03	0,17	0,10
5909	0,02	0,08	0,05	0,43	0,10	0,27	1,53	0,68	1,11	0,75	2,01	1,38	0,73	0,57	0,65
6637	0,67	0,73	0,70	1,05	0,78	0,92	0,97	0,70	0,84	0,81	1,44	1,13	0,31	0,15	0,23
6723	1,62	1,63	1,63	3,01	2,99	3,00	4,32	4,19	4,26	8,58	8,62	8,60	5,66	6,07	5,87
7489	0,62	0,72	0,67	2,94	3,04	2,99	1,31	3,1	2,21	1,11	0,92	1,02	1,72	1,81	1,77
7568	0,00	0,00	0,00	0,00	0,00	0,00	1,63	0,43	1,03	0,38	0,54	0,46	0,03	0,60	0,32
8577	1,63	2,07	1,85	1,56	1,47	1,52	3,11	1,47	2,29	8,36	4,63	6,50	0,50	2,27	1,39

Table A.4 — Grains impurities for sorghum

Lab number	Sorghum 1			Sorghum 2			Sorghum 3		
	Res 1	Res 2	Mean	Res 1	Res 2	Mean	Res 1	Res 2	Mean
1420	0,75	0,67	0,71	0,22	0,11	0,17	0,00	0,00	0,00
2539	0,74	0,80	0,77	0,13	0,12	0,13	1,26	1,45	1,36
3106	0,52	0,78	0,65	0,17	0,12	0,15	3,54	4,26	3,90
3288	1,01	0,84	0,93	0,09	0,20	0,15	4,00	4,05	4,03
5703	0,50	1,95	1,23	0,61	0,55	0,58	5,57	4,16	4,87
5909	0,63	1,67	1,15	0,37	0,21	0,29	3,66	4,15	3,91
6637	0,41	0,36	0,39	0,00	0,00	0,00	3,61	5,45	4,53
6723	2,87	3,69	3,28	3,79	3,60	3,70	3,66	3,49	3,58
7489	1,50	1,20	1,35	0,49	0,57	0,53	4,37	5,51	4,94
7568	0,15	0,19	0,17	0,00	0,00	0,00	2,80	2,70	2,75

A.3 Sprouted grains

Table A.5 — Sprouted grains for maize

Lab number	Maize 1			Maize 2			Maize 3			Maize 4			Maize 5		
	Res 1	Res 2	Mean	Res 1	Res 2	Mean	Res 1	Res 2	Mean	Res 1	Res 2	Mean	Res 1	Res 2	Mean
1420	0,00	0,00	0,00	0,00	0,00	0,00	0,00	0,00	0,00	0,00	0,00	0,00	0,00	0,00	0,00
2190	0,00	0,11	0,06	0,00	0,00	0,00	0,00	0,00	0,00	0,16	0,15	0,16	0,00	0,00	0,00
2539	0,00	0,00	0,00	0,00	0,00	0,00	0,10	0,09	0,10	0,00	0,00	0,00	0,00	0,00	0,00
3106	0,00	0,00	0,00	0,00	0,00	0,00	0,00	0,00	0,00	0,00	0,00	0,00	0,00	0,00	0,00
3288	0,00	0,29	0,15	0,00	0,00	0,00	0,00	0,00	0,00	0,00	0,00	0,00	0,00	0,00	0,00
5703	0,00	0,00	0,00	0,00	0,00	0,00	0,00	0,00	0,00	0,00	0,00	0,00	0,00	0,00	0,00
5909	0,00	0,00	0,00	0,00	0,00	0,00	0,00	0,00	0,00	0,27	0,49	0,38	0,00	0,00	0,00
6637	0,00	0,35	0,18	0,00	0,00	0,00	0,59	0,12	0,36	0,00	0,00	0,00	0,00	0,00	0,00
6723	0,00	0,00	0,00	0,00	0,00	0,00	0,00	0,00	0,00	0,00	0,00	0,00	0,00	0,00	0,00
7489	0,00	0,00	0,00	0,00	0,00	0,00	0,00	0,00	0,00	0,00	0,28	0,14	0,00	0,00	0,00
7568	0,00	0,00	0,00	0,00	0,00	0,00	0,00	0,00	0,00	0,00	0,00	0,00	0,00	0,00	0,00
8577	0,00	0,00	0,00	0,00	0,00	0,00	0,00	0,00	0,00	0,44	0,00	0,22	0,00	0,00	0,00

Table A.6 — Sprouted grains for sorghum

Lab number	Sorghum 1			Sorghum 2			Sorghum 3		
	Res 1	Res 2	Mean	Res 1	Res 2	Mean	Res 1	Res 2	Mean
1420	0,00	0,00	0,00	0,00	0,00	0,00	0,00	0,00	0,00
2539	0,00	0,00	0,00	0,00	0,00	0,00	0,00	0,00	0,00
3106	0,00	0,00	0,00	0,00	0,00	0,00	0,00	0,00	0,00
3288	0,00	0,00	0,00	0,00	0,00	0,00	0,00	0,00	0,00
5703	0,00	0,00	0,00	0,00	0,00	0,00	0,00	0,00	0,00
5909	0,00	0,00	0,00	0,00	0,00	0,00	0,13	0,19	0,16
6637	0,00	0,00	0,00	0,00	0,00	0,00	0,00	0,06	0,03
6723	0,00	0,00	0,00	0,00	0,00	0,00	0,00	0,00	0,00
7489	0,00	0,00	0,00	0,10	0,22	0,16	0,00	0,00	0,00
7568	0,00	0,00	0,00	0,00	0,00	0,00	0,00	0,00	0,00

A.4 Miscellaneous impurities

Table A.7 — Miscellaneous impurities for maize

Lab number	Maize 1			Maize 2			Maize 3			Maize 4			Maize 5		
	Res 1	Res 2	Mean	Res 1	Res 2	Mean	Res 1	Res 2	Mean	Res 1	Res 2	Mean	Res 1	Res 2	Mean
1420	0,99	0,81	0,90	0,75	0,48	0,62	0,87	1,46	1,17	5,21	4,40	4,81	0,17	0,51	0,34
2190	0,39	0,47	0,43	0,55	0,40	0,48	1,23	1,13	1,18	4,01	3,68	3,85	1,17	1,41	1,29
2539	0,44	0,47	0,46	0,21	0,25	0,23	1,14	1,19	1,17	2,09	2,01	2,05	0,82	0,90	0,86
3106	0,64	0,27	0,46	0,26	0,57	0,42	1,60	1,12	1,36	1,62	2,33	1,98	0,11	1,01	0,56
3288	0,21	0,25	0,23	0,28	0,29	0,29	0,76	0,72	0,74	1,33	1,29	1,31	0,09	0,12	0,11
5703	0,33	0,23	0,28	0,26	0,61	0,44	1,45	2,72	2,09	2,85	2,92	2,89	1,00	0,54	0,77
5909	1,28	1,12	1,20	1,08	0,81	0,95	2,70	4,85	3,78	5,98	7,32	6,65	0,59	0,99	0,79
6637	0,69	0,39	0,54	0,26	0,61	0,44	1,23	1,66	1,45	3,11	2,55	2,83	0,81	0,53	0,67
6723	1,68	1,67	1,68	2,55	2,50	2,53	3,68	3,54	3,61	4,67	4,17	4,42	3,63	3,38	3,51
7489	0,59	0,95	0,77	0,43	0,66	0,55	1,41	1,42	1,42	2,57	2,41	2,49	0,48	0,51	0,50
7568	100,00	100,00	100,00	0,24	0,27	0,26	0,20	0,12	0,16	1,18	1,20	1,19	0,34	0,30	0,32
8577	10,67	13,50	12,09	4,22	4,81	4,52	11,85	11,61	11,73	23,53	20,75	22,14	8,40	10,14	9,27

Table A.8 — Miscellaneous impurities for sorghum

Lab number	Sorghum 1			Sorghum 2			Sorghum 3		
	Res 1	Res 2	Mean	Res 1	Res 2	Mean	Res 1	Res 2	Mean
1420	0,32	0,23	0,28	1,27	1,07	1,17	0,04	0,04	0,04
2539	0,89	0,73	0,81	1,50	1,43	1,47	0,16	0,18	0,17
3106	0,30	0,39	0,35	1,83	1,92	1,88	0,13	0,13	0,13
3288	0,75	0,34	0,55	2,12	1,96	2,04	0,88	0,82	0,85
5703	0,59	0,57	0,58	2,02	1,79	1,91	0,94	0,67	0,81
5909	0,58	0,68	0,63	2,31	1,82	2,07	1,10	0,98	1,04
6637	0,57	0,80	0,69	2,12	2,23	2,18	0,17	0,43	0,30
6723	0,50	0,55	0,53	2,44	2,49	2,47	0,49	0,65	0,57
7489	1,23	1,15	1,19	5,41	3,89	4,65	20,14	10,82	15,48
7568	0,01	0,03	0,02	0,38	0,45	0,42	0,00	0,02	0,01

A.5 Total impurities

Table A.9 — Total impurities for maize

Lab number	Maize 1			Maize 2			Maize 3			Maize 4			Maize 5		
	Res 1	Res 2	Mean	Res 1	Res 2	Mean	Res 1	Res 2	Mean	Res 1	Res 2	Mean	Res 1	Res 2	Mean
1420	2,91	2,56	2,74	1,45	1,27	1,36	3,09	3,50	3,30	11,26	9,99	10,63	1,58	2,08	1,83
2190	2,55	2,44	2,50	2,89	2,75	2,82	3,85	5,28	4,57	11,64	11,88	11,76	2,72	3,07	2,90
2539	2,32	2,27	2,30	0,84	0,99	0,92	4,26	4,48	4,37	6,09	6,25	6,17	1,90	2,07	1,99
3106	2,93	2,52	2,73	1,00	1,25	1,13	2,65	3,80	3,23	6,75	9,26	8,01	2,16	2,95	2,56
3288	1,91	2,49	2,20	1,30	0,94	1,12	1,99	1,84	1,92	4,41	3,98	4,20	1,45	1,74	1,60
5703	1,81	2,20	2,01	1,18	1,66	1,42	3,24	4,15	3,70	6,32	6,12	6,22	2,02	1,98	2,00
5909	2,90	2,57	2,74	2,22	1,36	1,79	5,00	6,21	5,61	9,67	12,19	10,93	2,93	3,17	3,05
6637	3,21	3,35	3,28	1,84	1,89	1,87	3,66	3,46	3,56	6,86	6,71	6,79	2,31	1,76	2,04
6723	4,77	4,80	4,79	6,15	6,14	6,15	8,95	8,83	8,89	17,46	16,94	17,20	10,98	11,18	11,08
7489	1,96	2,35	2,16	3,61	4,03	3,82	3,06	5,03	4,05	5,13	4,87	5,00	2,85	2,96	2,91
7568	100,00	100,02	100,01	0,84	0,92	0,88	2,71	1,35	2,03	4,33	4,37	4,35	1,54	2,24	1,89
8577	14,69	17,71	16,20	6,52	7,01	6,77	15,66	13,90	14,78	37,39	27,20	32,30	9,75	13,84	11,80

Table A.10 — Total impurities for sorghum

Lab number	Sorghum 1			Sorghum 2			Sorghum 3		
	Res 1	Res 2	Mean	Res 1	Res 2	Mean	Res 1	Res 2	Mean
1420	1,32	1,01	1,17	1,71	1,44	1,58	0,04	0,04	0,04
2539	1,75	1,68	1,72	1,87	1,81	1,84	1,42	1,62	1,52
3106	0,94	1,26	1,10	2,26	2,35	2,31	3,67	4,39	4,03
3288	1,88	1,23	1,56	2,40	2,48	2,44	4,88	4,87	4,88
5703	1,21	2,58	1,90	2,87	2,70	2,79	6,51	4,83	5,67
5909	1,24	2,44	1,84	2,88	2,17	2,53	4,89	5,32	5,11
6637	1,13	1,28	1,21	2,43	2,54	2,49	3,78	5,98	4,88
6723	3,39	3,18	3,29	6,29	6,14	6,22	4,15	4,14	4,15
7489	2,73	2,33	2,53	6,00	4,73	5,37	24,51	16,33	20,42
7568	0,31	0,34	0,33	0,63	0,69	0,66	2,80	2,72	2,76

British Standards Institution (BSI)

BSI is the national body responsible for preparing British Standards and other standards-related publications, information and services.

BSI is incorporated by Royal Charter. British Standards and other standardization products are published by BSI Standards Limited.

About us

We bring together business, industry, government, consumers, innovators and others to shape their combined experience and expertise into standards-based solutions.

The knowledge embodied in our standards has been carefully assembled in a dependable format and refined through our open consultation process. Organizations of all sizes and across all sectors choose standards to help them achieve their goals.

Information on standards

We can provide you with the knowledge that your organization needs to succeed. Find out more about British Standards by visiting our website at bsigroup.com/standards or contacting our Customer Services team or Knowledge Centre.

Buying standards

You can buy and download PDF versions of BSI publications, including British and adopted European and international standards, through our website at bsigroup.com/shop, where hard copies can also be purchased.

If you need international and foreign standards from other Standards Development Organizations, hard copies can be ordered from our Customer Services team.

Subscriptions

Our range of subscription services are designed to make using standards easier for you. For further information on our subscription products go to bsigroup.com/subscriptions.

With **British Standards Online (BSOL)** you'll have instant access to over 55,000 British and adopted European and international standards from your desktop. It's available 24/7 and is refreshed daily so you'll always be up to date.

You can keep in touch with standards developments and receive substantial discounts on the purchase price of standards, both in single copy and subscription format, by becoming a **BSI Subscribing Member**.

PLUS is an updating service exclusive to BSI Subscribing Members. You will automatically receive the latest hard copy of your standards when they're revised or replaced.

To find out more about becoming a BSI Subscribing Member and the benefits of membership, please visit bsigroup.com/shop.

With a **Multi-User Network Licence (MUNL)** you are able to host standards publications on your intranet. Licences can cover as few or as many users as you wish. With updates supplied as soon as they're available, you can be sure your documentation is current. For further information, email bsmusales@bsigroup.com.

BSI Group Headquarters

389 Chiswick High Road London W4 4AL UK

Revisions

Our British Standards and other publications are updated by amendment or revision.

We continually improve the quality of our products and services to benefit your business. If you find an inaccuracy or ambiguity within a British Standard or other BSI publication please inform the Knowledge Centre.

Copyright

All the data, software and documentation set out in all British Standards and other BSI publications are the property of and copyrighted by BSI, or some person or entity that owns copyright in the information used (such as the international standardization bodies) and has formally licensed such information to BSI for commercial publication and use. Except as permitted under the Copyright, Designs and Patents Act 1988 no extract may be reproduced, stored in a retrieval system or transmitted in any form or by any means – electronic, photocopying, recording or otherwise – without prior written permission from BSI. Details and advice can be obtained from the Copyright & Licensing Department.

Useful Contacts:

Customer Services

Tel: +44 845 086 9001

Email (orders): orders@bsigroup.com

Email (enquiries): cservices@bsigroup.com

Subscriptions

Tel: +44 845 086 9001

Email: subscriptions@bsigroup.com

Knowledge Centre

Tel: +44 20 8996 7004

Email: knowledgecentre@bsigroup.com

Copyright & Licensing

Tel: +44 20 8996 7070

Email: copyright@bsigroup.com



...making excellence a habit.™