

BSI

Inchcape Testing Services  
<< COPY >>

BS 6185: 1982

UDC 687.11-181: 006.78

ORIGINAL  
ORIGINAL

CONTROLLED

DOCUMENT CODE	
DATE RECEIVED 1.4.89	DATE WITHDRAWN
REPLACED BY	

© British Standards Institution. No part of this publication may be photocopied or otherwise reproduced without the prior permission in writing of BSI.

---

Specification for  
**Size designation of men's wear**

---

Spécification pour la désignation des tailles de vêtements pour hommes

Spezifikation für die Größenbezeichnung von Herrenkleidung

POLYTECHNIC LIBRARY  
Recent Collection

Inchcape Testing Services  
<< COPY >>

ORIGINAL

Contents

	Page		Page
Foreword	Inside front cover	5. Size designation	1
Cooperating organizations	Back cover	6. Labelling	1
<b>Specification</b>		<b>Appendix</b>	
0. Introduction	1	A. Examples of garments	2
1. Scope	1	<b>Figures</b>	
2. References	1	1. Examples of labels for men's outerwear	3
3. Definitions	1	2. Examples of labels for men's underwear	4
4. Control dimensions	1		

ORIGINAL  
CONTROLE

Foreword

This British Standard has been prepared under the direction of the Clothing Standards Committee. The information in this standard is taken from two international standards ISO 3636-1977 and ISO 4415-1981, published by the

International Organization for Standardization (ISO) and developed by ISO/TC 133, Sizing systems and designations for clothes. The information on boys' wear given in these two international standards is contained in BS 3728.

ORIGINAL

ORIGINAL

British Standard Specification for  
Size designation of men's wear

POLYTECHNIC CONTROL  
Reserve Collection

## 0. Introduction

This British Standard is one of a series which deals essentially with the size designation of clothing, and is not directly concerned with sizing systems as such.

The primary aim of this and other British Standards in this series, is the establishment of a size designation system that indicates (in a simple, direct and meaningful manner) the body size of the man that a garment is intended to fit. Provided that the shape of his body (as indicated by the appropriate dimensions) has been accurately determined, this system will facilitate the choice of garments that fit.

The size designation of the system is based on body and not garment measurements. Choice of garment measurements is normally left to the designer and the manufacturer, who are concerned with style, cut and other fashion elements, and who must make due allowance for garments normally worn beneath a specific garment.

Definitions and body measurement procedure are prescribed in BS 5511, which is applicable to all categories of clothing.

## 1. Scope

This British Standard specifies a system of designating the sizes of men's garments that are classified as:

- (a) covering the upper body only, or
- (b) covering the lower body only, or
- (c) covering the whole body,

and it applies to civilian and uniform garments.\*

Both control dimensions on which the size designation system is based and the method of indicating the size designation on a garment label are specified.

## 2. References

The titles of the standards publications referred to in this standard are listed on the inside back cover.

## 3. Definitions

For the purposes of this British Standard the definitions given in BS 5511, together with the following, apply.

**man.** A male person whose growth in height is finished.

## 4. Control dimensions

**4.1 Outerwear (including knitwear and swimwear).** The control dimensions shall be as follows.

(a) Men's garments covering the upper or the whole body

Other than knitwear	Knitwear
(1) Chest girth	Chest girth
(2) Waist girth	
(3) Height	

(b) Men's garments covering the lower body only

Other than swimwear	Swimwear
(1) Waist girth	Waist girth
(2) Hip girth	
(3) Inside leg length	

**4.2 Underwear (including nightwear and shirts).** The control dimensions shall be as follows.

(a) Men's garments covering the upper body only

Other than formal and uniform shirts	Formal and uniform shirts
Chest girth	Neck girth

(b) Men's garments covering the whole body

- (1) Chest girth
- (2) Waist girth
- (3) Height

(c) Men's garments covering the lower body only

- Waist girth

## 5. Size designation

**5.1** The size designation of each garment shall comprise the control dimensions (see clause 4), in centimetres, of the intended wearer of that garment. Where practicable, the standard pictogram, as given in BS 5511, should be used as a means of indicating the size designation. Where it is not practicable to use the standard pictogram, the numerical value of the control dimensions shall be given, together with the descriptive words such as chest girth, waist girth, etc. alongside, in the order in which they are given in clause 4.

**NOTE.** The above requirements do not preclude the use in exceptional instances of:

- (a) size designations comprising only one or two of the applicable control dimensions;
- (b) size designations shown as a range by stating the minimum and maximum control measurements separated by an oblique stroke or a hyphen.

**5.2** Garment measurements shall not be incorporated in the size designation but, where considered of value, garment measurements may be indicated separately (see 6.3).

## 6. Labelling

**6.1 Method.** The size designation of each garment shall be indicated clearly, conspicuously and in a plainly legible form on a label, or on a swing ticket, or on both. Pictograms shall be large enough to ensure immediate understanding and numerals shall, in all cases, be readily discernible.

**6.2 Attachment.** The label or swing ticket shall be capable of being securely attached to the garment and so positioned as to be easily readable.

\*Examples of garments covered by this British Standard are given in appendix A.

**6.3 Additional information.** Information additional to the size designation may be separately indicated on the label, or on the swing ticket, or on both, provided that it does not in any way reduce the prominence and conspicuousness of the size designation. Such additional information may include a size code number, body measurements, or garment measurements considered to constitute useful information.

**6.4 Examples of labels.** The examples of labels given in figures 1 and 2 illustrate methods of labelling that range from the simple indication on the standard pictogram of the relevant control dimensions to more elaborate forms that provide additional information such as a garment measurement.

ORIGINAL

CONTROLLED

## Appendix A

### Examples of garments

#### A.1 Outerwear

##### A.1.1 *Garments covering the upper or the whole body*

- (a) coats, topcoats, overcoats, raincoats
- (b) jackets (all forms of close, semi- and loose-fitting jackets; evening wear such as tuxedos; tunics, blazers, all types of sports jackets such as golf jackets; anoraks)
- (c) overalls, boiler suits, dungarees, dust coats
- (d) suits (2- and 3-piece)
- (e) dressing gowns
- (f) waistcoats
- (g) knitwear (pullovers, cardigans, jerseys, sweaters).

##### A.1.2 *Garments covering the lower body only*

- (a) trousers, slacks, riding breeches, ski trousers

- (b) shorts
- (c) swimwear.

#### A.2 Underwear

##### A.2.1 *Garments covering the upper body only*

- (a) singlets, vests, undershirts
- (b) sport shirts, polo shirts, tee-shirts
- (c) formal and uniform shirts (business dress, tunic shirts\*).

##### A.2.2 *Garments covering the whole body*

- (a) combinations
- (b) nightwear (pyjamas, pyjavests, nightshirts).

##### A.2.3 *Garments covering the lower body only*

- (a) briefs, underpants, undershorts
- (b) long underpants.

\*Where fit at the neck is important.

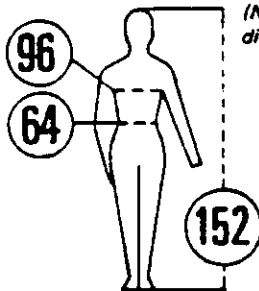
ORIGINAL

Language Testing Services  
← COPY →

BS 6185 : 198

AmD403

a) Man's jacket

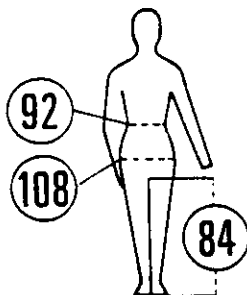


(NOTE. This amendment corrects an error in the original printed drawing, where the dimension for waist girth has been shown incorrectly as for a hip girth.)

or

CHEST GIRTH	96
WAIST GIRTH	64
HEIGHT	152

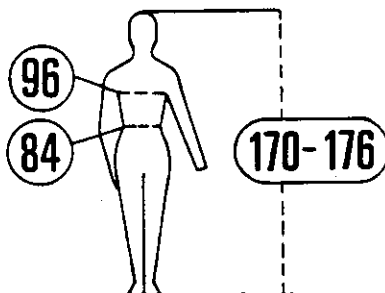
b) Man's trousers



or

WAIST GIRTH	92
HIP GIRTH	108
INSIDE LEG LENGTH	84
BOTTOMS	55 *

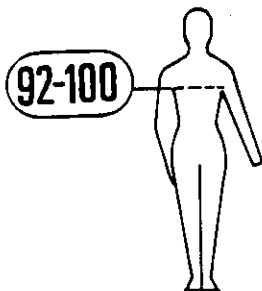
c) Man's suit



or

CHEST GIRTH	96
WAIST GIRTH	84
HEIGHT	170 - 176
INSIDE LEG LENGTH	80 *

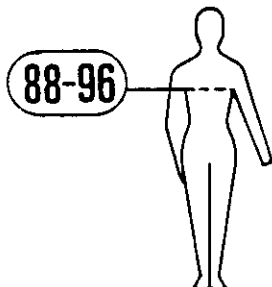
d) Man's sweater



or

CHEST GIRTH	92 - 100
HEIGHT	164 - 170 *

e) Man's cardigan



or

CHEST GIRTH	88 - 96
-------------	---------

Figure 1. Examples of labels for men's outerwear

\* Examples of additional information included in accordance with 6.3.

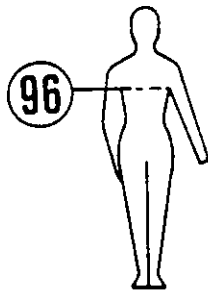
ORIGINAL

ORIGINAL

Inhcape Testing Services  
 << COPY >>

CONTROLLED

a) Man's singlet

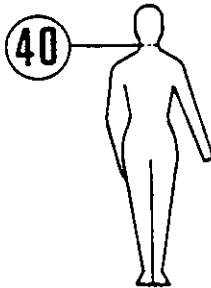


or

CHEST GIRTH	96
MEDIUM	

\*

b) Man's formal shirt

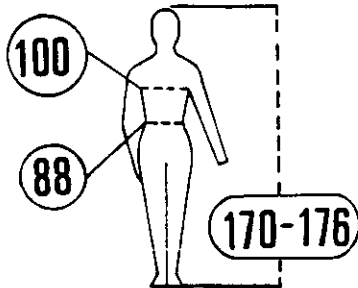


or

NECK GIRTH	40
ARM LENGTH	74

\*

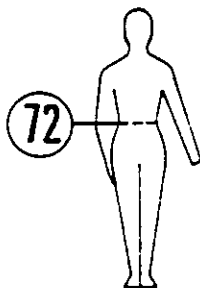
c) Man's combinations



or

CHEST GIRTH	100
WAIST GIRTH	88
HEIGHT	170-176

d) Man's long underpants



or

WAIST GIRTH	72
HEIGHT	164-170

\*

Figure 2. Examples of labels for men's underwear

\*Examples of additional information included in accordance with 6.3.