

BS ISO 22324:2015



BSI Standards Publication

# Societal security — Emergency management — Guidelines for colour-coded alerts

**bsi.**

...making excellence a habit.™

**National foreword**

This British Standard is the UK implementation of ISO 22324:2015.

The UK participation in its preparation was entrusted to Technical Committee SSM/1, Societal security management.

A list of organizations represented on this committee can be obtained on request to its secretary.

This publication does not purport to include all the necessary provisions of a contract. Users are responsible for its correct application.

© The British Standards Institution 2015. Published by BSI Standards Limited 2015

ISBN 978 0 580 79959 4

ICS 01.070; 03.100.01

**Compliance with a British Standard cannot confer immunity from legal obligations.**

This British Standard was published under the authority of the Standards Policy and Strategy Committee on 30 June 2015.

**Amendments issued since publication**

Date	Text affected
------	---------------

---

INTERNATIONAL  
STANDARD

**ISO**  
**22324**

First edition  
2015-06-15

---

---

**Societal security — Emergency  
management — Guidelines for colour-  
coded alerts**

*Sécurité sociétale — Gestion des urgences — Lignes directrices  
relatives aux alertes à code couleur*



Reference number  
ISO 22324:2015(E)

© ISO 2015



## **COPYRIGHT PROTECTED DOCUMENT**

© ISO 2015, Published in Switzerland

All rights reserved. Unless otherwise specified, no part of this publication may be reproduced or utilized otherwise in any form or by any means, electronic or mechanical, including photocopying, or posting on the internet or an intranet, without prior written permission. Permission can be requested from either ISO at the address below or ISO's member body in the country of the requester.

ISO copyright office  
Ch. de Blandonnet 8 • CP 401  
CH-1214 Vernier, Geneva, Switzerland  
Tel. +41 22 749 01 11  
Fax +41 22 749 09 47  
copyright@iso.org  
www.iso.org

# Contents

	Page
<b>Foreword</b> .....	<b>iv</b>
<b>Introduction</b> .....	<b>v</b>
<b>1 Scope</b> .....	<b>1</b>
<b>2 Normative references</b> .....	<b>1</b>
<b>3 Terms and definitions</b> .....	<b>1</b>
<b>4 Guidance for use of colour codes</b> .....	<b>2</b>
4.1 General .....	2
4.2 Colour codes to express the status of hazard .....	2
4.2.1 General .....	2
4.2.2 Typical colours for colour-coding system .....	2
4.2.3 Order and position for the red, yellow and green spectrum .....	3
4.3 Colour codes to give supplementary information .....	3
4.3.1 General .....	3
4.3.2 Black and purple .....	4
4.3.3 Blue .....	4
4.3.4 Grey .....	4
4.4 Consideration for human factors and colour blindness .....	4
4.4.1 General .....	4
4.4.2 Colour names .....	5
4.4.3 Text colours .....	5
<b>Annex A (informative) Examples on the use of colour codes in practice</b> .....	<b>6</b>
<b>Annex B (informative) Recommendations for colour selection</b> .....	<b>9</b>
<b>Bibliography</b> .....	<b>11</b>

## Foreword

ISO (the International Organization for Standardization) is a worldwide federation of national standards bodies (ISO member bodies). The work of preparing International Standards is normally carried out through ISO technical committees. Each member body interested in a subject for which a technical committee has been established has the right to be represented on that committee. International organizations, governmental and non-governmental, in liaison with ISO, also take part in the work. ISO collaborates closely with the International Electrotechnical Commission (IEC) on all matters of electrotechnical standardization.

The procedures used to develop this document and those intended for its further maintenance are described in the ISO/IEC Directives, Part 1. In particular the different approval criteria needed for the different types of ISO documents should be noted. This document was drafted in accordance with the editorial rules of the ISO/IEC Directives, Part 2. [www.iso.org/directives](http://www.iso.org/directives)

Attention is drawn to the possibility that some of the elements of this document may be the subject of patent rights. ISO shall not be held responsible for identifying any or all such patent rights. Details of any patent rights identified during the development of the document will be in the Introduction and/or on the ISO list of patent declarations received. [www.iso.org/patents](http://www.iso.org/patents)

Any trade name used in this document is information given for the convenience of users and does not constitute an endorsement.

For an explanation on the meaning of ISO specific terms and expressions related to conformity assessment, as well as information about ISO's adherence to the WTO principles in the Technical Barriers to Trade (TBT) see the following URL: [Foreword - Supplementary information](#)

The committee responsible for this document is ISO/TC 292, *Security*.

## Introduction

People may be faced in their daily lives with various kinds of risks. People at risk should be able to take appropriate safety actions when faced with hazards even though they may not have a full understanding of them.

Public warnings, through a combination of prior notifications and alerts, enable people at risk to take appropriate and timely actions to protect their safety.

Colour-coded alerts are used to notify people at risk of status changes on a safety or danger continuum in allowing them to take appropriate actions.

This International Standard will lead to better understanding of colour-coded alerts by reducing confusion and prompting more appropriate responses in an emergency situation.





# Societal security — Emergency management — Guidelines for colour-coded alerts

## 1 Scope

This International Standard provides guidelines for the use of colour codes to inform people at risk as well as first response personnel about danger and to express the severity of a situation. It is applicable to all types of hazard in any location.

This International Standard does not cover the method for displaying colour codes, detailed ergonomic considerations related with viewing displays, or safety signs covered by ISO 3864-1.

## 2 Normative references

The following documents, in whole or in part, are normatively referenced in this document and are indispensable for its application. For dated references, only the edition cited applies. For undated references, the latest edition of the referenced document (including any amendments) applies.

ISO 3864-1, *Graphical symbols — Safety colours and safety signs — Part 1: Design principles for safety signs and safety markings*

ISO 22322, *Societal security — Emergency management — Guidelines for public warning*

## 3 Terms and definitions

For the purposes of this document, the terms and definitions given in ISO 22300 and the following apply.

NOTE All terms and definitions contained in ISO 22300 are available on the ISO Online Browsing Platform: [www.iso.org/obp](http://www.iso.org/obp).

### 3.1 alert

part of public warning that captures attention of first responders and people at risk in a developing emergency situation

[SOURCE: ISO 22322, definition 3.1]

### 3.2 colour blindness

total or partial inability to differentiate certain hues

[SOURCE: ISO 5492:2008, definition 2.34]

### 3.3 colour-code

set of colours used symbolically to represent particular meanings

[SOURCE: ISO 17724:2003, definition 11]

### 3.4 hue

attribute of a visual sensation according to which an area appears to be similar to one of the perceived colours, red, yellow, green, and blue, or to a combination of two of them

[SOURCE: ISO/IEC 8632-1:1999, definition 4.1.61]

## 4 Guidance for use of colour codes

### 4.1 General

Red, yellow and green (and the spectrum in between in terms of hue) should be used to express the status of a hazard. Black, purple, blue and grey should be used to give supplementary information about the hazard.

### 4.2 Colour codes to express the status of hazard

#### 4.2.1 General

**Red** is associated with danger and should be used to notify people at risk to take appropriate safety actions immediately.

**Yellow** is associated with caution and should be used to notify people at risk to prepare to take appropriate safety actions.

**Green** is associated with a safe status and should be used to notify people at risk that no action is required.

This International Standard does not define danger, caution or safety other than the suggested meaning given in [Table 1](#).

Experts should classify the status of hazard into danger, caution or safe.

**Table 1 — Colour codes**

Colour	Associated meaning	Proposed action
Red	Danger	Take appropriate safety action immediately
Yellow	Caution	Prepare to take appropriate safety action
Green	Safe	No action required

#### 4.2.2 Typical colours for colour-coding system

If more than three colours are needed to express the level of hazard, the colours and supporting information should be based on the following:

- the number of level of hazard should be minimized in order to limit the number of colours being used;
- hues between the red and green spectrum should be chosen;
- no more than seven colours should be used to avoid confusion;
- supporting information, which is understandable by users, should be added, including:
  - supplemental information (e.g. text, numbers, shape, symbol, size);
  - positional coding.

[Figure 1](#) illustrates the different colours which can be used in colour code systems.

The colours in [Figure 1](#) are indicative and should not be used for colour matching.

[Annex B](#) gives recommendations on colour specifications based on Munsell, CMYK, and RGB systems.

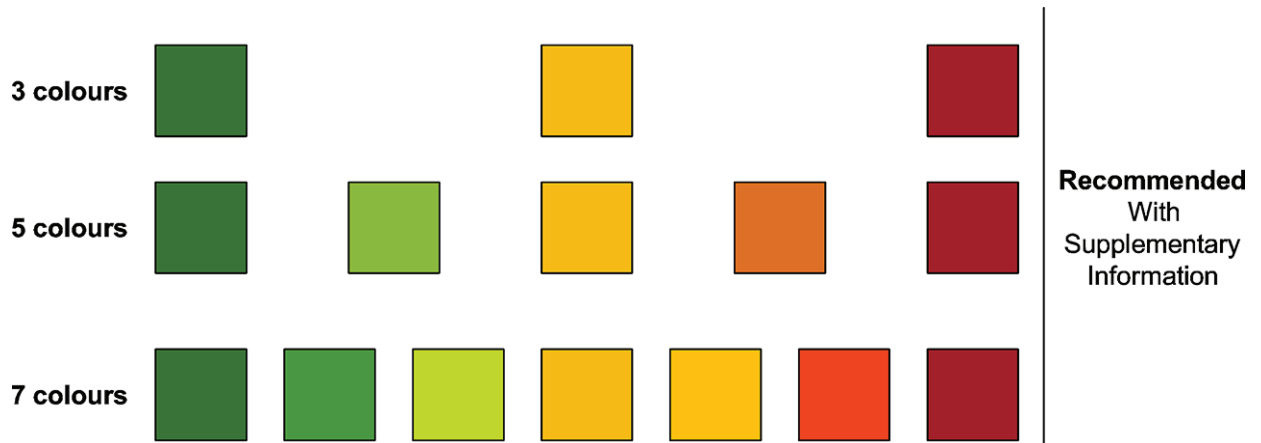


Figure 1 — Guideline for use of basic colours

#### 4.2.3 Order and position for the red, yellow and green spectrum

The order of colours can provide positional cues so that people can easily recognize the meaning of the alert.

There are several ways to show and use the spectrum of red, yellow and green (see [Figure 2](#)). However, these colours should always be placed in a certain order where the increasing level of hazard is presented:

- from left to right, or
- from bottom to top.

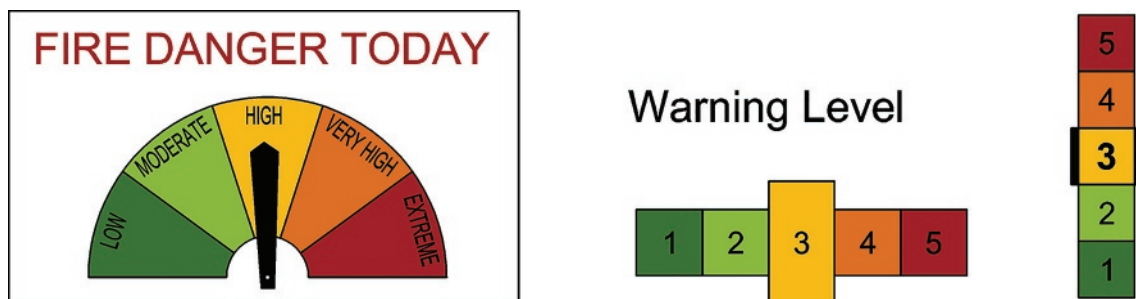


Figure 2 — Example of the order and position of colour-coding

### 4.3 Colour codes to give supplementary information

#### 4.3.1 General

In addition to the red, yellow, green spectrum, black, purple, blue and grey may be used to provide additional information.

[Annex B](#) gives recommendations on colour specifications based on Munsell, CMYK, and RGB systems.

**Table 2 — Supplementary colour codes**

Colour	Associated meaning	Additional information
Black	Fatal danger	Can be used in addition to red to give supplementary information about fatal danger
Purple	Fatal danger	Can be used in addition to red to give supplementary information about fatal danger
Blue	Informational purposes	Can be used to give supplementary information. However, blue should not be used to indicate any level of hazard
Grey	No information available	Should be used to explicitly indicate that no information is available.

The applications using colour codes consistent with this International Standard are demonstrated in [Annex A](#).

#### 4.3.2 Black and purple

Black or purple should be used for fatal danger. Users may choose black or purple depending on cultural significance.

Black can be replaced with black and white checkerboard.

NOTE When expressing fatal danger on computer screens or LED displays, black may be a problem since black is a non-luminescent colour. In such cases, using black and white checkerboard is recommended. See [Figure 3](#) for a checkerboard example.



**Figure 3 — Example of checkerboard**

#### 4.3.3 Blue

Blue should not be used to indicate a safe condition or any other level of hazard. Blue should be used for purely informational purposes that does not indicate levels of hazard.

#### 4.3.4 Grey

Grey should be used to explicitly indicate no information is available.

### 4.4 Consideration for human factors and colour blindness

#### 4.4.1 General

It is essential that colour-coded alerts are visible and that appropriate attention is paid to the performance of the display device and its associated ergonomic requirements.

Special consideration should be given to human limitations for distinguishing colours one at a time. Judgements about safety, relying only on colour-coding, should take account of human abilities to discriminate between different colours.

Whenever human judgment based solely on colour-coding is required, only red, yellow, and green should be used. Supplementary information to the used colour should be provided whenever people at risk can

be expected to include those with limited colour discrimination. Supplementary information should follow ergonomic advice for all kinds of colour blindness (see ISO/TR 22411 and ISO 9241).

NOTE Inability to distinguish between red and green is the most common form of colour blindness (ISO/IEC Guide 71:2001, 8.5.1).

#### 4.4.2 Colour names

When appropriate, the colour name should be used as a supplementary way to warn people at risk.

EXAMPLE An audible “red alert” over a public address system can be used to warn people.

NOTE Some languages do not include words for all existing colours. Generally, names for black, purple, red, yellow and green are common in most languages while orange or amber are not found in many languages.

#### 4.4.3 Text colours

When appropriate, text should be used to clarify the colour that is used. Such text can be placed separately or superimposed over the colour. When superimposing text over a colour-coded alert, the text colours shown in [Table 3](#) are recommended in order to maintain satisfactory levels of contrast.

The selection of appropriate text font should take account of ergonomic requirements.

**Table 3 — Recommended colours for superimposed text**

Colour-coded alert	Text colours
Black	White
Purple	White
Red	White
Yellow	Black
Green	White

NOTE The choice of font has a significant impact on legibility. The appropriate font depends on conditions such as, but not limited to, viewing distances, levels of illumination and colour contrasts.

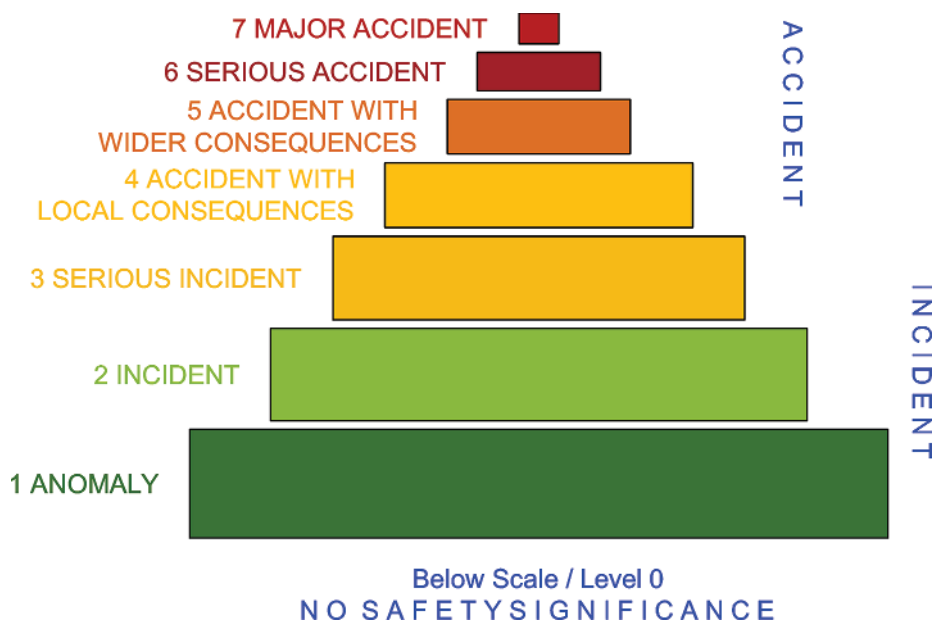
## Annex A (informative)

### Examples on the use of colour codes in practice

#### A.1 General

This Annex gives three examples of colour codes used in practice. These examples are not based on the colour codes in this International Standard, but are presented for information.

#### A.2 International nuclear and radiological event scale



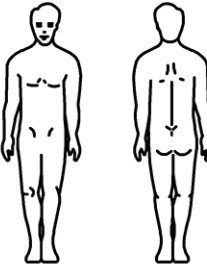
NOTE [Figure A.1](#) is referenced from The International Nuclear and Radiological Event Scale User's Manual - 2008 Edition, International Atomic Energy Agency (IAEA), Vienna (2009). The copyright of [Figure A.1](#) is retained by IAEA.

**Figure A.1 — An application of the IAEA-system using seven colours including purple as a fatal colour**

### A.3 Triage tags

Triage Tag			
Name	Name	Age	Sex M F
Address		Phone	
Date/Time		?	
?	Medical Facilities		
?			
?			
?			
Category	<b>0</b>	<b>I</b>	<b>II</b>
	<b>III</b>		
<b>0 DECEASED</b>			
<b>I IMMEDIATE</b>			
<b>II DELAYED</b>			
<b>III MINOR</b>			

Triage Tag
???
The situation of a emergency ...?

<b>0 DECEASED</b>
<b>I IMMEDIATE</b>
<b>II DELAYED</b>
<b>III MINOR</b>

NOTE [Figure A.2](#) is made following the guidelines of the Japanese Ministry of Health, Labour and Welfare.


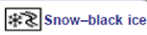




**Figure A.2 — An example of Japanese triage tag**


## A.4 Meteorological map

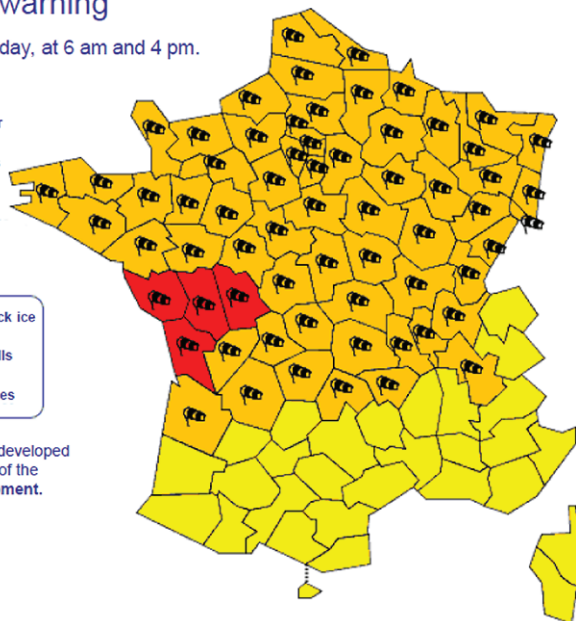
### Weather hazard early-warning

The map is updated at least twice a day, at 6 am and 4 pm.

■ **Extreme vigilance is required,** severe weather conditions, exceptional by their intensities, are expected  
■ **Be very vigilant,** severe weather conditions are expected  
■ **Be cautious,** if you are about to engage in weather sensitive activities.  
■ **No specific warning.**

 Heavy rain-flooding warning is developed with the flood forecasting system of the ministry of sustainable development.



On Sunday, a heavy storm will pass through the country. Winds will be violent in the central western areas.

**Advice from authorities :**

Wind/Red and orange : stay at home and avoid all outside activities (in red). Refrain from travelling (in orange). If you must travel, be very careful. Use main roadways. Take precautions against gale consequences and don't attempt repairs on roofs.

Floods/orange : obtain specific information before travelling and do not engage alongside or in crossing overflowing riverbeds.



Copyright Météo-France

NOTE The copyright of [Figure A.3](#) is retained by METEO FRANCE.

**Figure A.3 — An application of the French system using four colours with supplementary information**



## Annex B (informative)

### Recommendations for colour selection

Colorimetric recommendations for selecting appropriate hues for colour-coded alerts are presented in [Table B.1](#). Two sets of values are provided: a saturated colour set and an unsaturated colour set (for printed matter).

**Table B.1 — Recommendations for colours in three different colour specification systems**

Categories	Colour name	Tone	Munsell	CMYK	RGB
3	Red	Saturated	7.5R 4/15 †	C26+M100+Y89	199/22/30
		Unsaturated	2.5R 6/10	C0+M60+Y20	239/133/157
	Yellow	Saturated	2.5Y 8/14 †	C8+M18+Y92	244/207/0
		Unsaturated	5Y 8.5/8	C6+M7+Y58	247/231/131
	Green	Saturated	2.5G 4/10 †	C86+M43+Y100	0/160/60
		Unsaturated	2.5G 6/8	C55+M12+Y50	124/184/146
4	Red	Saturated	7.5R 4/15 †	C26+M100+Y89	199/22/30
		Unsaturated	2.5R 6/10	C0+M60+Y20	239/133/157
	—	Saturated	2.5YR 6/14	C7+M56+Y94	240/140/17
		Unsaturated	7.5YR 8/10	C0+M21+Y60	255/210/121
	—	Saturated	7.5GY 6/12	C58+M5+Y97	110/185/53
		Unsaturated	10GY 8/8	C24+M0+Y33	174/235/167
	Green	Saturated	2.5G 4/10 †	C86+M43+Y100	0/160/60
		Unsaturated	2.5G 6/8	C55+M12+Y50	124/184/146
5	Red	Saturated	7.5R 4/15 †	C26+M100+Y89	199/22/30
		Unsaturated	2.5R 6/10	C0+M60+Y20	239/133/157
	—	Saturated	2.5YR 6/14	C7+M56+Y94	240/140/17
		Unsaturated	7.5YR 8/10	C0+M21+Y60	255/210/121
	Yellow	Saturated	2.5Y 8/14 †	C8+M18+Y92	244/207/0
		Unsaturated	5Y 8.5/8	C6+M7+Y58	247/231/131
	—	Saturated	7.5GY 6/12	C58+M5+Y97	110/185/53
		Unsaturated	10GY 8/8	C24+M0+Y33	174/235/167
	Green	Saturated	2.5G 4/10 †	C86+M43+Y100	0/160/60
		Unsaturated	2.5G 6/8	C55+M12+Y50	124/184/146

† Following ISO 3864-4, Annex E.

**Table B.1** (continued)

Categories	Colour name	Tone	Munsell	CMYK	RGB
6	Red	Saturated	7.5R 4/15 †	C26+M100+Y89	199/22/30
		Unsaturated	2.5R 6/10	C0+M60+Y20	239/133/157
	—	Saturated	10R 5/6	C0+M77+Y100	213/80/30
		Unsaturated	10R 7/10	C0+M54+Y58	231/133/95
	—	Saturated	7.5YR 7/16	C0+M38+Y100	236/164/4
		Unsaturated	7.5R 8/8	C0+M29+Y62	238/186/106
	—	Saturated	5GY 7/12	C41+M0+Y89	169/199/72
		Unsaturated	2.5GY 8/8	C12+M0+Y67	223/225/113
	—	Saturated	10GY 5/12	C68+M0+Y100	105/160/60
		Unsaturated	7.5GY 7/8	C50+M0+Y40	114/215/183
	Green	Saturated	2.5G 4/10 †	C86+M43+Y100	0/160/60
		Unsaturated	2.5G 6/8	C55+M12+Y50	124/184/146
7	Red	Saturated	7.5R 4/15 †	C26+M100+Y89	199/22/30
		Unsaturated	2.5R 6/10	C0+M60+Y20	239/133/157
	—	Saturated	10R 5/6	C0+M77+Y100	213/80/30
		Unsaturated	10R 7/10	C0+M54+Y58	231/133/95
	—	Saturated	7.5YR 7/16	C0+M38+Y100	236/164/4
		Unsaturated	7.5R 8/8	C0+M29+Y62	238/186/106
	Yellow	Saturated	2.5Y 8/14 †	C8+M18+Y92	244/207/0
		Unsaturated	5Y 8.5/8	C6+M7+Y58	247/231/131
	—	Saturated	5GY 7/12	C41+M0+Y89	169/199/72
		Unsaturated	2.5GY 8/8	C12+M0+Y67	223/225/113
	—	Saturated	10GY 5/12	C68+M0+Y100	105/160/60
		Unsaturated	7.5GY 7/8	C50+M0+Y40	114/215/183
Green	Saturated	2.5G 4/10 †	C86+M43+Y100	0/160/60	
	Unsaturated	2.5G 6/8	C55+M12+Y50	124/184/146	
† Following ISO 3864-4, Annex E.					

Colorimetric recommendations for purple, blue and grey are presented in [Table B.2](#). Two sets of values are provided: a saturated colour set and an unsaturated colour set (for printed matter).

**Table B.2 — Recommendations for purple, blue, and grey in two different colour sets**

Colour name	Tone	Munsell	CMYK	RGB
Purple	Saturated	2.5P 3/10	C78+M100+Y20	96/29/127
	Unsaturated	5P 5/8	C47+M50+Y0	154/129/197
Blue	Saturated	5PB 3/10 †	C91+M81+Y30	41/70/128
	Unsaturated	2.5PB 6/10	C54+M29+Y0	130/168/223
Grey	Saturated	5PB 4/1	C26+M100+Y89	99/101/103
	Unsaturated	5PB 6/1	C49+M40+Y32	147/146/156

## Bibliography

- [1] ISO 5492:2008, *Sensory analysis — Vocabulary*
- [2] ISO 9241-300, *Ergonomics of human-system interaction — Part 300: Introduction to electronic visual display requirements*
- [3] ISO 17724:2003, *Graphical symbols — Vocabulary*
- [4] ISO/TR 22411, *Ergonomics data and guidelines for the application of ISO/IEC Guide 71 to products and services to address the needs of older persons and persons with disabilities*
- [5] ISO/IEC 8632-1:1999, *Information technology — Computer graphics — Metafile for the storage and transfer of picture description information — Part 1: Functional specification*
- [6] ISO/IEC Guide 71:2001, *Guidelines for standards developers to address the needs of older persons and persons with disabilities*
- [7] JIS S 0033:2006 *Guidelines for the elderly and people with disabilities — Visual signs and displays — A method for colour combinations based on categories of fundamental colours as a function of age*
- [8] BERLIN AND KAY. *Basic Color Terms: Their Universality and Evolution (The David Hume Series)*. Cambridge University Press, 1999
- [9] INTERNATIONAL ATOMIC ENERGY AGENCY (IAEA). *The International Nuclear and Radiological Event Scale User's Manual - 2008 Edition*, Vienna: 2009
- [10] ISO 22300, *Societal security — Terminology*
- [11] ISO 22320, *Societal security — Emergency management — Requirements for incident response*
- [12] ISO 3864-4, *Graphical symbols — Safety colours and safety signs — Part 4: Colorimetric and photometric properties of safety sign materials*





# British Standards Institution (BSI)

BSI is the national body responsible for preparing British Standards and other standards-related publications, information and services.

BSI is incorporated by Royal Charter. British Standards and other standardization products are published by BSI Standards Limited.

## About us

We bring together business, industry, government, consumers, innovators and others to shape their combined experience and expertise into standards-based solutions.

The knowledge embodied in our standards has been carefully assembled in a dependable format and refined through our open consultation process. Organizations of all sizes and across all sectors choose standards to help them achieve their goals.

## Information on standards

We can provide you with the knowledge that your organization needs to succeed. Find out more about British Standards by visiting our website at [bsigroup.com/standards](http://bsigroup.com/standards) or contacting our Customer Services team or Knowledge Centre.

## Buying standards

You can buy and download PDF versions of BSI publications, including British and adopted European and international standards, through our website at [bsigroup.com/shop](http://bsigroup.com/shop), where hard copies can also be purchased.

If you need international and foreign standards from other Standards Development Organizations, hard copies can be ordered from our Customer Services team.

## Subscriptions

Our range of subscription services are designed to make using standards easier for you. For further information on our subscription products go to [bsigroup.com/subscriptions](http://bsigroup.com/subscriptions).

With **British Standards Online (BSOL)** you'll have instant access to over 55,000 British and adopted European and international standards from your desktop. It's available 24/7 and is refreshed daily so you'll always be up to date.

You can keep in touch with standards developments and receive substantial discounts on the purchase price of standards, both in single copy and subscription format, by becoming a **BSI Subscribing Member**.

**PLUS** is an updating service exclusive to BSI Subscribing Members. You will automatically receive the latest hard copy of your standards when they're revised or replaced.

To find out more about becoming a BSI Subscribing Member and the benefits of membership, please visit [bsigroup.com/shop](http://bsigroup.com/shop).

With a **Multi-User Network Licence (MUNL)** you are able to host standards publications on your intranet. Licences can cover as few or as many users as you wish. With updates supplied as soon as they're available, you can be sure your documentation is current. For further information, email [bsmusales@bsigroup.com](mailto:bsmusales@bsigroup.com).

## BSI Group Headquarters

389 Chiswick High Road London W4 4AL UK

## Revisions

Our British Standards and other publications are updated by amendment or revision.

We continually improve the quality of our products and services to benefit your business. If you find an inaccuracy or ambiguity within a British Standard or other BSI publication please inform the Knowledge Centre.

## Copyright

All the data, software and documentation set out in all British Standards and other BSI publications are the property of and copyrighted by BSI, or some person or entity that owns copyright in the information used (such as the international standardization bodies) and has formally licensed such information to BSI for commercial publication and use. Except as permitted under the Copyright, Designs and Patents Act 1988 no extract may be reproduced, stored in a retrieval system or transmitted in any form or by any means – electronic, photocopying, recording or otherwise – without prior written permission from BSI. Details and advice can be obtained from the Copyright & Licensing Department.

## Useful Contacts:

### Customer Services

**Tel:** +44 845 086 9001

**Email (orders):** [orders@bsigroup.com](mailto:orders@bsigroup.com)

**Email (enquiries):** [cservices@bsigroup.com](mailto:cservices@bsigroup.com)

### Subscriptions

**Tel:** +44 845 086 9001

**Email:** [subscriptions@bsigroup.com](mailto:subscriptions@bsigroup.com)

### Knowledge Centre

**Tel:** +44 20 8996 7004

**Email:** [knowledgecentre@bsigroup.com](mailto:knowledgecentre@bsigroup.com)

### Copyright & Licensing

**Tel:** +44 20 8996 7070

**Email:** [copyright@bsigroup.com](mailto:copyright@bsigroup.com)



...making excellence a habit.™