

BS ISO 18084:2011



BSI Standards Publication

Press tools for tablets — Punches and dies

bsi.

...making excellence a habit.™

National foreword

This British Standard is the UK implementation of ISO 18084:2011. It supersedes BS ISO 18084:2005 which is withdrawn.

The UK participation in its preparation was entrusted to Technical Committee MTE/12, Tools for pressing and moulding.

A list of organizations represented on this committee can be obtained on request to its secretary.

This publication does not purport to include all the necessary provisions of a contract. Users are responsible for its correct application.

© BSI 2011

ISBN 978 0 580 73925 5

ICS 25.120.10

Compliance with a British Standard cannot confer immunity from legal obligations.

This British Standard was published under the authority of the Standards Policy and Strategy Committee on 30 September 2011.

Amendments issued since publication

Date	Text affected
------	---------------

INTERNATIONAL
STANDARD

BS ISO 18084:2011

ISO
18084

Second edition
2011-09-15

**Press tools for tablets — Punches and
dies**

Outillage de presse pour comprimés — Poinçons et matrices



Reference number
ISO 18084:2011(E)

© ISO 2011



COPYRIGHT PROTECTED DOCUMENT

© ISO 2011

All rights reserved. Unless otherwise specified, no part of this publication may be reproduced or utilized in any form or by any means, electronic or mechanical, including photocopying and microfilm, without permission in writing from either ISO at the address below or ISO's member body in the country of the requester.

ISO copyright office
Case postale 56 • CH-1211 Geneva 20
Tel. + 41 22 749 01 11
Fax + 41 22 749 09 47
E-mail copyright@iso.org
Web www.iso.org

Published in Switzerland

Contents

Page

Foreword	iv
1 Scope	1
2 Normative references	1
3 Nomenclature	1
4 Dimensions and tolerances	3
4.1 Punches	3
4.2 Dies	9
4.3 Positioning of punch with key in relation to machine turret and tablet shape to be executed	11
5 Designation	11
5.1 Designation of punches	11
5.2 Designation of dies	12
6 Marking	12
6.1 Marking of punches	12
6.2 Marking of dies	12
7 Material	12
Annex A (normative) Detail of punch head	13
Bibliography	14

Foreword

ISO (the International Organization for Standardization) is a worldwide federation of national standards bodies (ISO member bodies). The work of preparing International Standards is normally carried out through ISO technical committees. Each member body interested in a subject for which a technical committee has been established has the right to be represented on that committee. International organizations, governmental and non-governmental, in liaison with ISO, also take part in the work. ISO collaborates closely with the International Electrotechnical Commission (IEC) on all matters of electrotechnical standardization.

International Standards are drafted in accordance with the rules given in the ISO/IEC Directives, Part 2.

The main task of technical committees is to prepare International Standards. Draft International Standards adopted by the technical committees are circulated to the member bodies for voting. Publication as an International Standard requires approval by at least 75 % of the member bodies casting a vote.

Attention is drawn to the possibility that some of the elements of this document may be the subject of patent rights. ISO shall not be held responsible for identifying any or all such patent rights.

ISO 18084 was prepared by Technical Committee ISO/TC 29, *Small tools*, Subcommittee SC 8, *Tools for pressing and moulding*.

This second edition cancels and replaces the first edition (ISO 18084:2005), of which it constitutes a minor revision. In particular, key item 5 and key item 34 of Figure 1 and detail X of Figure 7 have been corrected.

Press tools for tablets — Punches and dies

1 Scope

This International Standard specifies the main dimensions, tolerances and characteristics of punches and dies for all kinds of tablets.

This International Standard deals with measures which are relevant for the interchangeability of the press punches between the different tableting machines of various manufacturers.

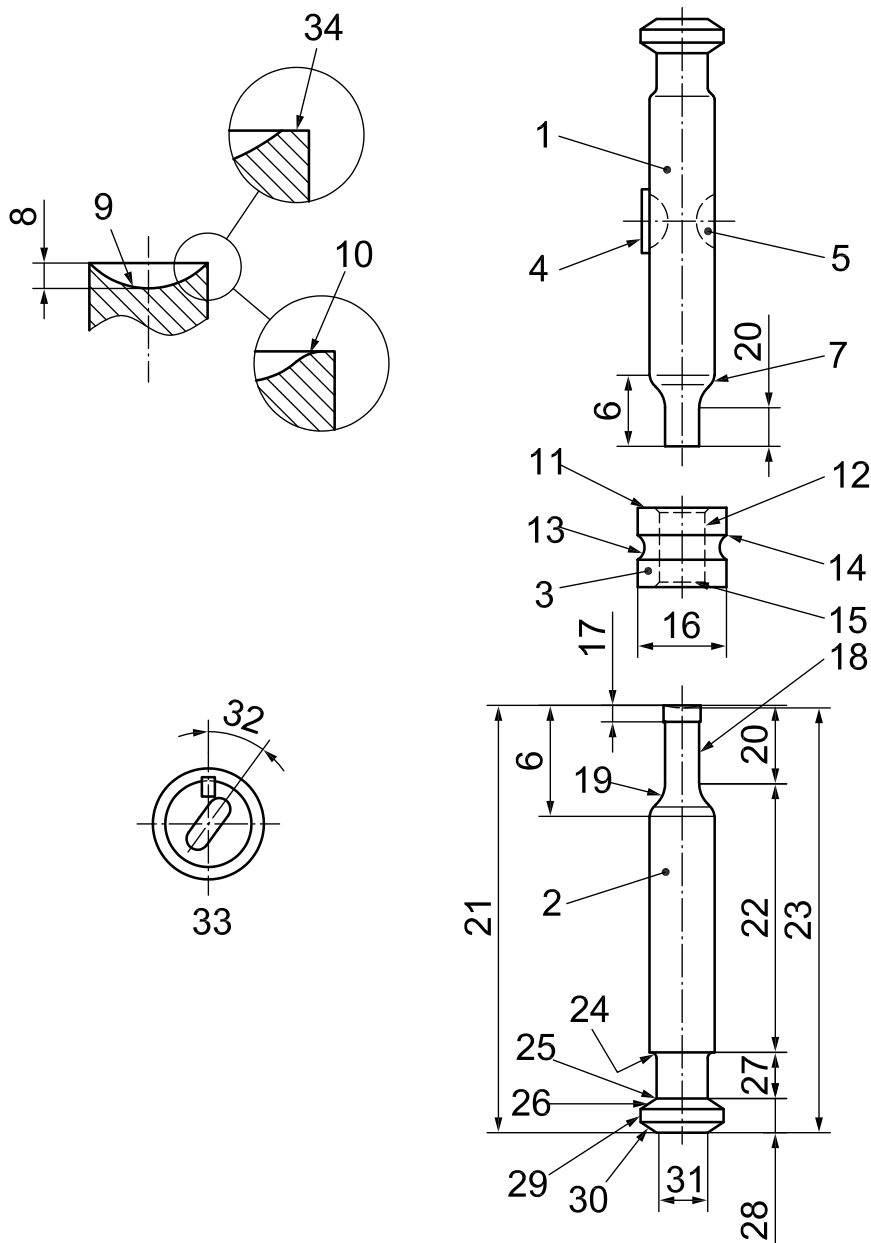
2 Normative references

The following referenced documents are indispensable for the application of this document. For dated references, only the edition cited applies. For undated references, the latest edition of the referenced document (including any amendments) applies.

ISO 2768-1, *General tolerances — Part 1: Tolerances for linear and angular dimensions without individual tolerance indications*

3 Nomenclature

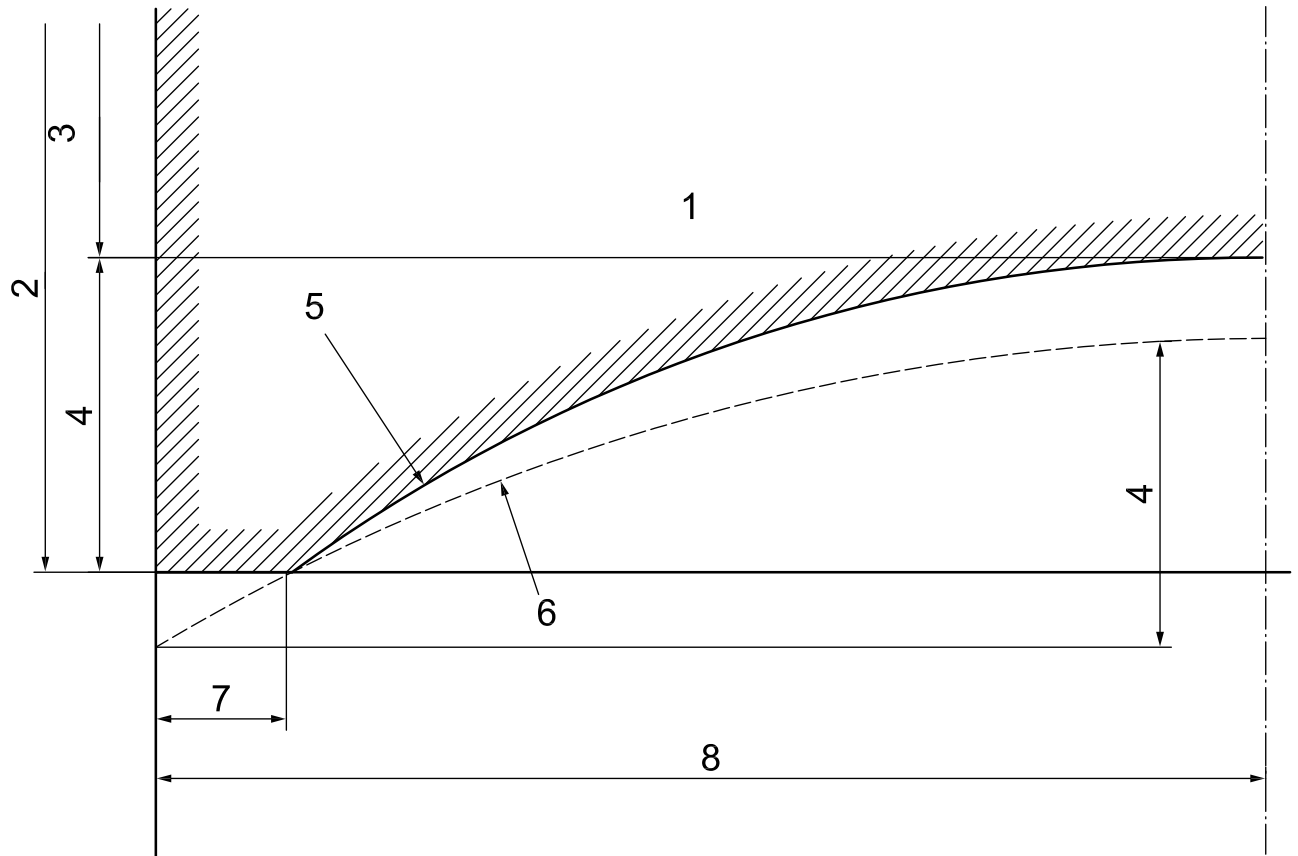
See Figures 1 and 2.



Key

- | | | |
|-----------------------------|----------------------------------|----------------------------------|
| 1 upper punch | 13 die groove | 25 neck-to-head radius |
| 2 lower punch | 14 protection radius or shoulder | 26 inside head angle |
| 3 die | 15 chamfer or radius | 27 neck under head |
| 4 key | 16 outer diameter | 28 head |
| 5 keyway | 17 tip straight | 29 head outer diameter |
| 6 stem (tip to full barrel) | 18 relief | 30 outside head angle |
| 7 barrel-to-stem chamfer | 19 barrel-to-stem radius | 31 head flat |
| 8 cup depth | 20 working length of the tip | 32 key orientation angle |
| 9 tip face | 21 overall length | 33 upper punch face key position |
| 10 blended land | 22 barrel | 34 land |
| 11 face | 23 working length | |
| 12 bore | 24 barrel-to-neck radius | |

Figure 1 — Punch and die terminology



Key

1	punch	4	depth cup	7	land
2	overall length	5	practical radius	8	tip face diameter
3	working length	6	nominal radius		

Figure 2 — Terminology related to tip face profile

4 Dimensions and tolerances

4.1 Punches

4.1.1 Upper punches

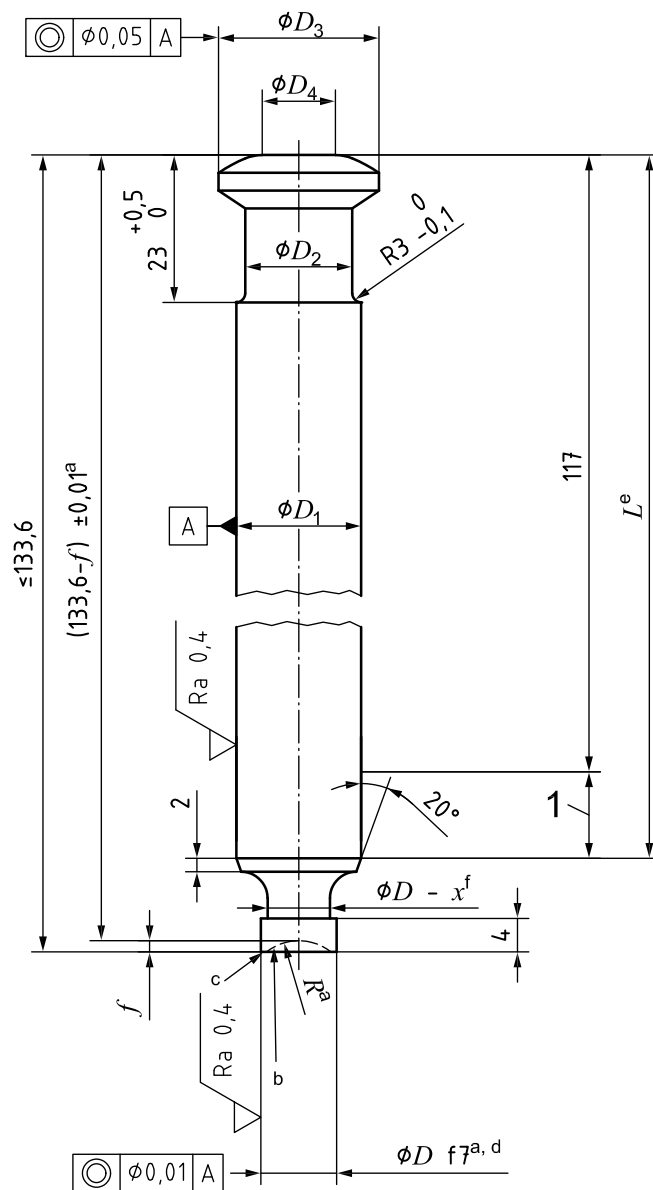
4.1.1.1 Upper punches without key

The dimensions and tolerance of upper punches without key shall be in accordance with the indications of Figure 3 and Table 1. The dimensions and tolerance of punch head shall be in accordance with the indications of Annex A.

4.1.1.2 Upper punches with key

The dimensions and tolerance of upper punches with key shall be in accordance with the indications of Figure 4 and Table 1. The dimensions and tolerance of punch head shall be in accordance with the indications of Annex A.

Dimensions in millimetres,
 Surface roughness values in micrometres
 General tolerance: ISO 2768-m



Key

1 dust cup place

^a The values of D , R and $(133,6 - f) \pm 0,01$ shall be defined by the user.

^b The appearance of the cup radius and the land shall correspond to a polished mirror (i.e. $0,025 \mu\text{m} \leq Ra \leq 0,10 \mu\text{m}$).

^c The land (see Figure 2, key item 7) varies according to D and the tablet dimensions, and should be equal to:

- 0,05 for $D < 5$
- 0,1 for $5 \leq D < 20$
- 0,2 for $D \geq 20$.

^d For shape tooling, the tolerance of all dimensions of the tip should correspond to $f7$ applied to the largest dimension.

^e The values of L shall be subject to agreement between the manufacturer and the user.

^f x shall be subject to agreement between the manufacturer and the user.

Figure 3 — Upper punches without key

Table 1 — Dimensions of upper punches

Dimensions in millimetres

D_1	D_2	D_3	D_4	L_1
h6	0 -0,1	0 -0,1	$\pm 0,2$	0 -0,2
19	15,8	25,27	9,6	20,7
25,35	22	31,6	16	27

4.1.2 Lower punches

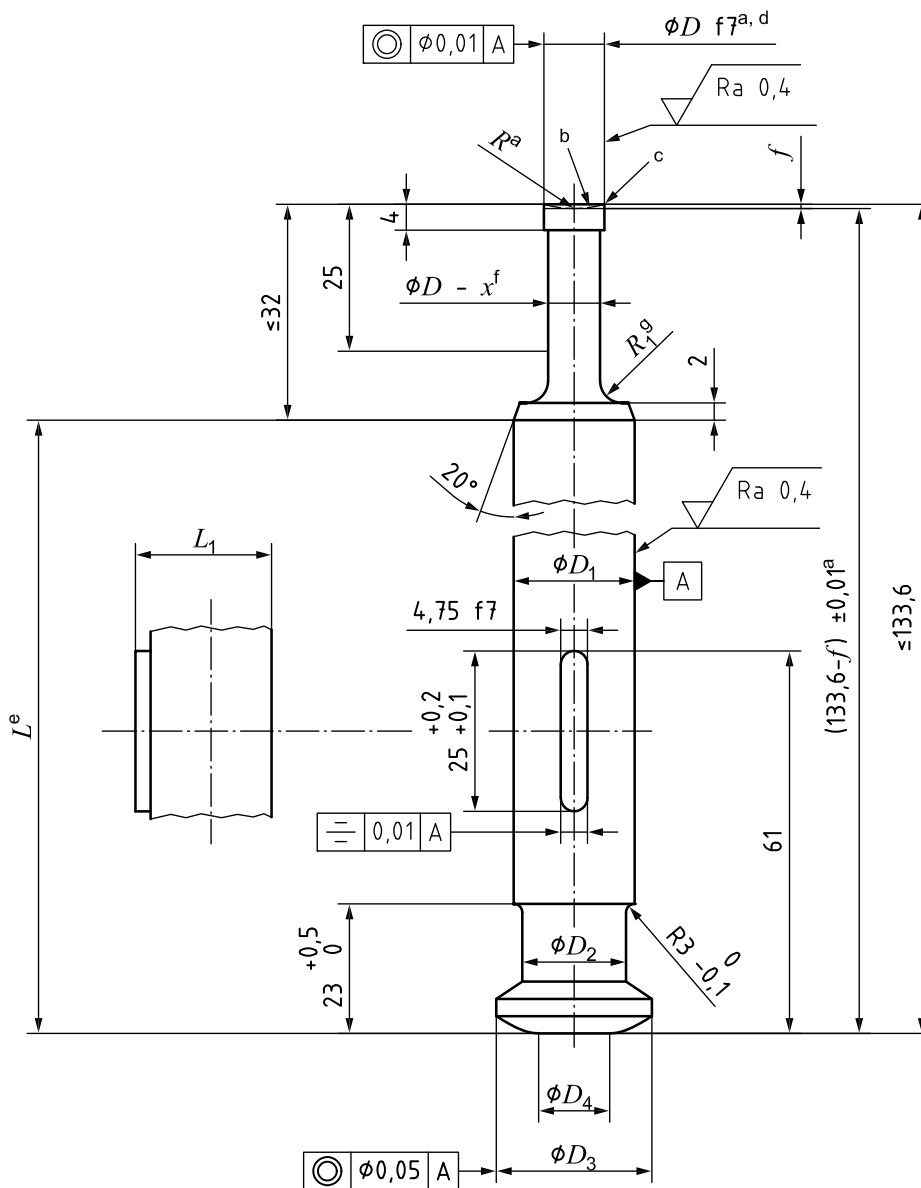
4.1.2.1 Lower punches without key

The dimensions and tolerance of lower punches without key shall be in accordance with the indications of Figure 5 and Table 2. The dimensions and tolerance of punch head shall be in accordance with the indications of Annex A.

4.1.2.2 Lower punches with key

The dimensions and tolerance of lower punches with key shall be in accordance with the indications of Figure 6 and Table 2. The dimensions and tolerance of punch head shall be in accordance with the indications of Annex A.

Dimensions in millimetres,
 Surface roughness values in micrometres
 General tolerance: ISO 2768-m



- a The values of D , R and $(133,6 - f) \pm 0,01$ shall be defined by the user.
- b The appearance of the cup radius and the land shall correspond to a polished mirror (i.e. $0,025 \mu\text{m} \leq Ra \leq 0,10 \mu\text{m}$).
- c The land (see Figure 2, key item 7) varies according to D and the tablet dimensions, and should be equal to:
 - 0,05 for $D < 5$
 - 0,1 for $5 \leq D < 20$
 - 0,2 for $D \geq 20$.
- d For shape tooling, the tolerance of all dimensions of the tip should correspond to f7 applied to the largest dimension.
- e The values of L shall be subject to agreement between the manufacturer and the user.
- f x shall be subject to agreement between the manufacturer and the user.
- g The value of the radius varies according to diameter D and the form.

Figure 6 — Lower punches with key

Table 2 — Dimensions of lower punches

Dimensions in millimetres

D_1	D_2	D_3	D_4	L_1
h6	0 -0,1	0 -0,1	$\pm 0,2$	0 -0,2
19	15,8	25,27	9,6	20,7
25,35	22	31,6	16	27

4.2 Dies

The dimensions and tolerance of dies shall be in accordance with the indications of Figure 7 and Table 3.

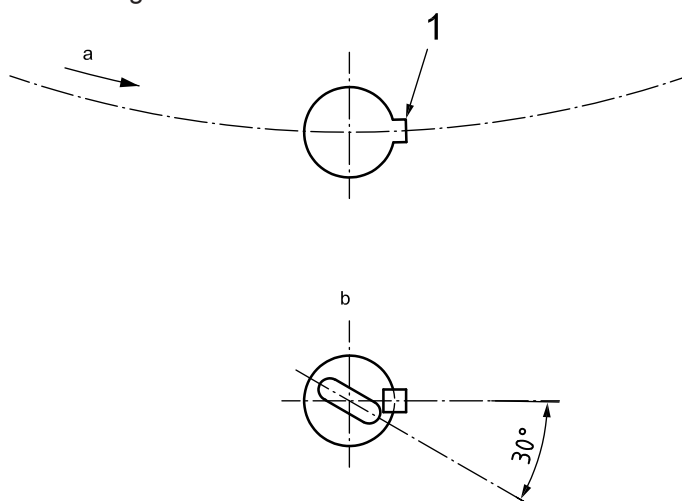
Table 3 — Dimensions for dies

Dimensions in millimetres

<i>N</i> h6	<i>M</i> ± 0,1	<i>H</i> h6
21	19,4	22,22
24	21,5	
30,16	27,8	
38,1	35,7	23,81

4.3 Positioning of punch with key in relation to machine turret and tablet shape to be executed

The positioning of punch with key in relation to machine turret and tablet shape to be executed shall be in accordance with the indications of Figure 8.



Key

- 1 key position in direction of rotation of turret
- a Direction of rotation of turret.
- b Top view of lower punch.

Figure 8 — Positioning of punch with key in relation to machine turret and tablet shape to be executed

5 Designation

5.1 Designation of punches

Punches according to this International Standard shall be designated by

- a) “Upper punch without key” or “Upper punch with key” or “Lower punch with key” or “Lower punch without key”;
- b) reference to this International Standard, i.e. ISO 18084;
- c) the punch diameter, D_1 , in millimetres.

EXAMPLE An upper punch with key having a diameter D_1 of 19 mm is designated as follows:

Upper punch with key ISO 18084 - 19

5.2 Designation of dies

Dies according to this International Standard shall be designated by:

- a) "Die";
- b) reference to this International Standard, i.e. ISO 18084;
- c) the die diameter, N , in millimetres.

EXAMPLE A die of diameter $N = 21$ mm is designated as follows:

Die ISO 18084 - 21

6 Marking

6.1 Marking of punches

Punches shall have marking which includes at least the following information:

- a) manufacturer's identification;
- b) number of the punch in the series;
- c) identification number.

6.2 Marking of dies

Dies shall have marking on one of the flat surfaces which includes at least the following information:

- a) manufacturer's identification;
- b) number of the die in the series;
- c) identification number.

7 Material

The material and hardness are left to the manufacturer's discretion.

Annex A (normative)

Detail of punch head

The detail of the punch head is given in Figure A.1.

Dimensions in millimetres,
 Surface roughness values in micrometres
 General tolerance: ISO 2768-m

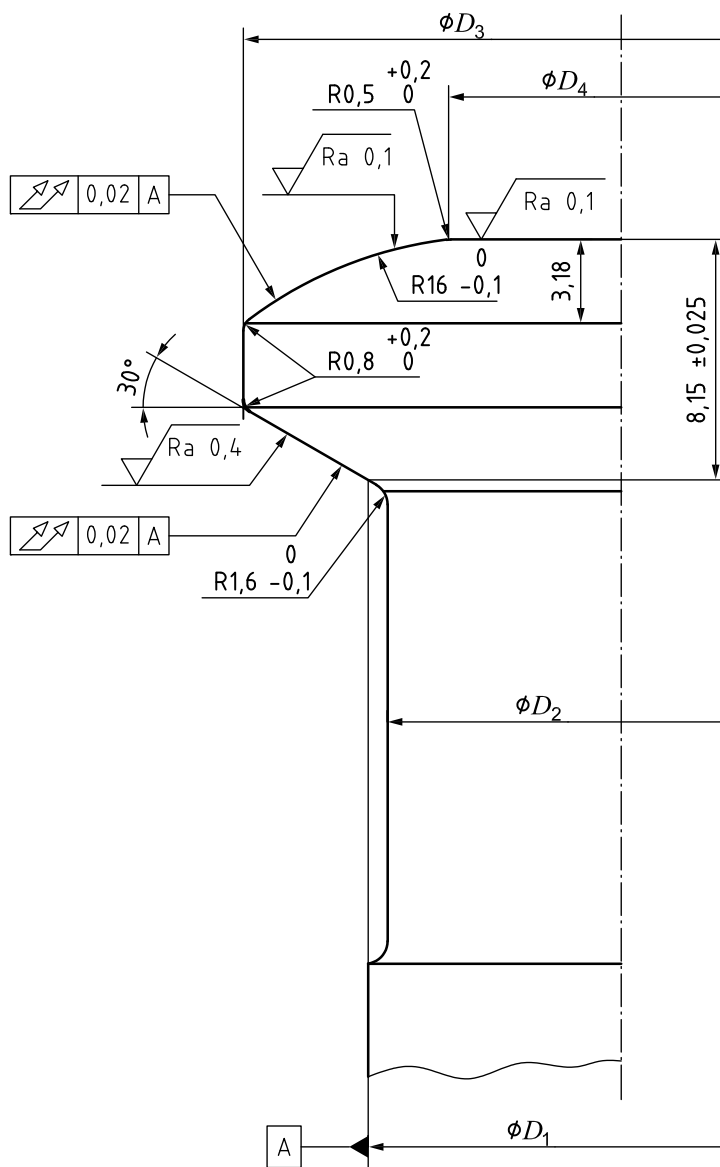


Figure A.1 — Detail of punch head

Bibliography

- [1] ISO 1302:2002, *Geometrical Product Specifications (GPS) — Indication of surface texture in technical product documentation*

British Standards Institution (BSI)

BSI is the national body responsible for preparing British Standards and other standards-related publications, information and services.

BSI is incorporated by Royal Charter. British Standards and other standardization products are published by BSI Standards Limited.

About us

We bring together business, industry, government, consumers, innovators and others to shape their combined experience and expertise into standards-based solutions.

The knowledge embodied in our standards has been carefully assembled in a dependable format and refined through our open consultation process. Organizations of all sizes and across all sectors choose standards to help them achieve their goals.

Information on standards

We can provide you with the knowledge that your organization needs to succeed. Find out more about British Standards by visiting our website at bsigroup.com/standards or contacting our Customer Services team or Knowledge Centre.

Buying standards

You can buy and download PDF versions of BSI publications, including British and adopted European and international standards, through our website at bsigroup.com/shop, where hard copies can also be purchased.

If you need international and foreign standards from other Standards Development Organizations, hard copies can be ordered from our Customer Services team.

Subscriptions

Our range of subscription services are designed to make using standards easier for you. For further information on our subscription products go to bsigroup.com/subscriptions.

With **British Standards Online (BSOL)** you'll have instant access to over 55,000 British and adopted European and international standards from your desktop. It's available 24/7 and is refreshed daily so you'll always be up to date.

You can keep in touch with standards developments and receive substantial discounts on the purchase price of standards, both in single copy and subscription format, by becoming a **BSI Subscribing Member**.

PLUS is an updating service exclusive to BSI Subscribing Members. You will automatically receive the latest hard copy of your standards when they're revised or replaced.

To find out more about becoming a BSI Subscribing Member and the benefits of membership, please visit bsigroup.com/shop.

With a **Multi-User Network Licence (MUNL)** you are able to host standards publications on your intranet. Licences can cover as few or as many users as you wish. With updates supplied as soon as they're available, you can be sure your documentation is current. For further information, email bsmusales@bsigroup.com.

BSI Group Headquarters

389 Chiswick High Road London W4 4AL UK

Revisions

Our British Standards and other publications are updated by amendment or revision.

We continually improve the quality of our products and services to benefit your business. If you find an inaccuracy or ambiguity within a British Standard or other BSI publication please inform the Knowledge Centre.

Copyright

All the data, software and documentation set out in all British Standards and other BSI publications are the property of and copyrighted by BSI, or some person or entity that owns copyright in the information used (such as the international standardization bodies) and has formally licensed such information to BSI for commercial publication and use. Except as permitted under the Copyright, Designs and Patents Act 1988 no extract may be reproduced, stored in a retrieval system or transmitted in any form or by any means – electronic, photocopying, recording or otherwise – without prior written permission from BSI. Details and advice can be obtained from the Copyright & Licensing Department.

Useful Contacts:

Customer Services

Tel: +44 845 086 9001

Email (orders): orders@bsigroup.com

Email (enquiries): cservices@bsigroup.com

Subscriptions

Tel: +44 845 086 9001

Email: subscriptions@bsigroup.com

Knowledge Centre

Tel: +44 20 8996 7004

Email: knowledgecentre@bsigroup.com

Copyright & Licensing

Tel: +44 20 8996 7070

Email: copyright@bsigroup.com



...making excellence a habit.™