

BS ISO 17155:2012



BSI Standards Publication

# Soil quality — Determination of abundance and activity of soil microflora using respiration curves

**bsi.**

...making excellence a habit.™

**National foreword**

This British Standard is the UK implementation of ISO 17155:2012. It supersedes BS ISO 17155:2002 which is withdrawn.

The UK participation in its preparation was entrusted to Technical Committee EH/4, Soil quality.

A list of organizations represented on this committee can be obtained on request to its secretary.

This publication does not purport to include all the necessary provisions of a contract. Users are responsible for its correct application.

© The British Standards Institution 2012. Published by BSI Standards Limited 2012

ISBN 978 0 580 71396 5

ICS 13.080.30

**Compliance with a British Standard cannot confer immunity from legal obligations.**

This British Standard was published under the authority of the Standards Policy and Strategy Committee on 31 October 2012.

**Amendments issued since publication**

Date	Text affected
------	---------------

---

---

---

**Soil quality — Determination of  
abundance and activity of soil microflora  
using respiration curves**

*Qualité du sol — Détermination de l'abondance et de l'activité de la  
microflore du sol à l'aide de courbes de respiration*





**COPYRIGHT PROTECTED DOCUMENT**

© ISO 2012

All rights reserved. Unless otherwise specified, no part of this publication may be reproduced or utilized in any form or by any means, electronic or mechanical, including photocopying and microfilm, without permission in writing from either ISO at the address below or ISO's member body in the country of the requester.

ISO copyright office  
Case postale 56 • CH-1211 Geneva 20  
Tel. + 41 22 749 01 11  
Fax + 41 22 749 09 47  
E-mail [copyright@iso.org](mailto:copyright@iso.org)  
Web [www.iso.org](http://www.iso.org)

Published in Switzerland

## Contents

Page

Foreword .....	iv
<b>1 Scope</b> .....	<b>1</b>
<b>2 Normative references</b> .....	<b>1</b>
<b>3 Terms and definitions</b> .....	<b>1</b>
<b>4 Principle</b> .....	<b>2</b>
<b>5 Reagents</b> .....	<b>2</b>
<b>6 Apparatus</b> .....	<b>2</b>
<b>7 Sampling</b> .....	<b>3</b>
7.1 Sample quantities .....	3
7.2 Sampling and storage .....	3
7.3 Soil sample characteristics .....	4
<b>8 Procedure</b> .....	<b>4</b>
8.1 Test .....	4
8.2 Toxicity testing .....	4
<b>9 Calculation</b> .....	<b>5</b>
9.1 Microbial parameters .....	5
9.2 Interpretation of data .....	6
<b>10 Test report</b> .....	<b>8</b>
<b>Annex A (informative) Results of a laboratory ring test carried out in Germany</b> .....	<b>9</b>
<b>Annex B (informative) Comparison of microbial biomass determination by respiration curve measurement (this International Standard) and substrate-induced respiration (ISO 14240-1<sup>[1]</sup>)</b> .....	<b>11</b>
<b>Bibliography</b> .....	<b>13</b>

## Foreword

ISO (the International Organization for Standardization) is a worldwide federation of national standards bodies (ISO member bodies). The work of preparing International Standards is normally carried out through ISO technical committees. Each member body interested in a subject for which a technical committee has been established has the right to be represented on that committee. International organizations, governmental and non-governmental, in liaison with ISO, also take part in the work. ISO collaborates closely with the International Electrotechnical Commission (IEC) on all matters of electrotechnical standardization.

International Standards are drafted in accordance with the rules given in the ISO/IEC Directives, Part 2.

The main task of technical committees is to prepare International Standards. Draft International Standards adopted by the technical committees are circulated to the member bodies for voting. Publication as an International Standard requires approval by at least 75 % of the member bodies casting a vote.

Attention is drawn to the possibility that some of the elements of this document may be the subject of patent rights. ISO shall not be held responsible for identifying any or all such patent rights.

ISO 17155 was prepared by Technical Committee ISO/TC 190, *Soil quality*, Subcommittee SC 4, *Biological methods*.

This second edition cancels and replaces the first edition (ISO 17155:2002), which has been technically revised.

# Soil quality — Determination of abundance and activity of soil microflora using respiration curves

## 1 Scope

This International Standard specifies a test method for determining the activity of active aerobic, heterotrophic microbial biomass in soils. This method is applicable to the monitoring of soil quality and to the evaluation of the ecotoxic potential of soils and soil materials. It is also applicable for soils sampled along contamination gradients in the field and to soils that are contaminated experimentally in the field or in the laboratory.

## 2 Normative references

The following referenced documents are indispensable for the application of this document. For dated references, only the edition cited applies. For undated references, the latest edition of the referenced document (including any amendments) applies.

ISO 10381-6, *Soil quality — Sampling — Part 6: Guidance on the collection, handling and storage of soil under aerobic conditions for the assessment of microbiological processes, biomass and diversity in the laboratory*

ISO 10390, *Soil quality — Determination of pH*

ISO 10694, *Soil quality — Determination of organic and total carbon after dry combustion (elementary analysis)*

ISO 11277, *Soil quality — Determination of particle size distribution in mineral soil material — Method by sieving and sedimentation*

ISO 11465, *Soil quality — Determination of dry matter and water content on a mass basis — Gravimetric method*

ISO 14238, *Soil quality — Biological methods — Determination of nitrogen mineralization and nitrification in soils and the influence of chemicals on these processes*

## 3 Terms and definitions

For the purposes of this document, the following terms and definitions apply.

### 3.1

#### basal respiration rate

$R_B$

constant mass of CO<sub>2</sub> released or mass of O<sub>2</sub> consumed per unit mass of soil per unit time without substrate addition

NOTE See Figure 1 for a typical basal respiration curve.

### 3.2

#### substrate-induced respiration rate

$R_S$

constant mass of CO<sub>2</sub> released or mass of O<sub>2</sub> consumed per unit mass of soil per unit time shortly after addition of a carbon substrate

NOTE 1 See Figure 1 for a typical substrate-induced respiration curve.

NOTE 2 If glucose is used as a carbon substrate, microbial biomass can be determined from the substrate-induced respiration rate (see ISO 14240-1<sup>[1]</sup>).

### 3.3 respiratory activation quotient

$Q_R$   
basal respiration rate divided by substrate-induced respiration rate

$$Q_R = \frac{R_B}{R_S} \quad (1)$$

### 3.4 specific growth rate

$\mu$   
exponent representing respiration rate per unit of time during the exponential phase of growth

NOTE See Equation (3).

### 3.5 time to the peak maximum

$t_{\text{peakmax}}$   
time from addition of substrate to the maximum respiration rate

NOTE 1 See Figure 1.

NOTE 2 The time to the peak maximum also reflects the viability of the growing organisms.

### 3.6 cumulative CO<sub>2</sub> evolution or O<sub>2</sub> consumption

$C_R$   
total area bounded by the line of the soil respiration rate curve to the time axis from time of the addition of substrate to the time of peak maximum ( $t_{\text{peakmax}}$ )

NOTE See Figure 1.

### 3.7 soil material

material composed of excavated soil, dredged materials, manufactured soils, treated soils or fill materials

## 4 Principle

The CO<sub>2</sub> production or O<sub>2</sub> consumption (respiration rate) from unamended soils as well as the decomposition of an easily degraded substrate (glucose + ammonium + phosphate) is monitored regularly (e.g. every hour). From the CO<sub>2</sub> production or O<sub>2</sub> consumption data, the different microbial parameters (basal respiration, substrate-induced respiration, respiratory activation quotient,  $t_{\text{peakmax}}$ ,  $C_R$ ) can be calculated.

## 5 Reagents

5.1 **Glucose**, C<sub>6</sub>H<sub>12</sub>O<sub>6</sub>.

5.2 **Potassium dihydrogenphosphate**, KH<sub>2</sub>PO<sub>4</sub>.

5.3 **Diammonium sulfate**, (NH<sub>4</sub>)<sub>2</sub>SO<sub>4</sub>.

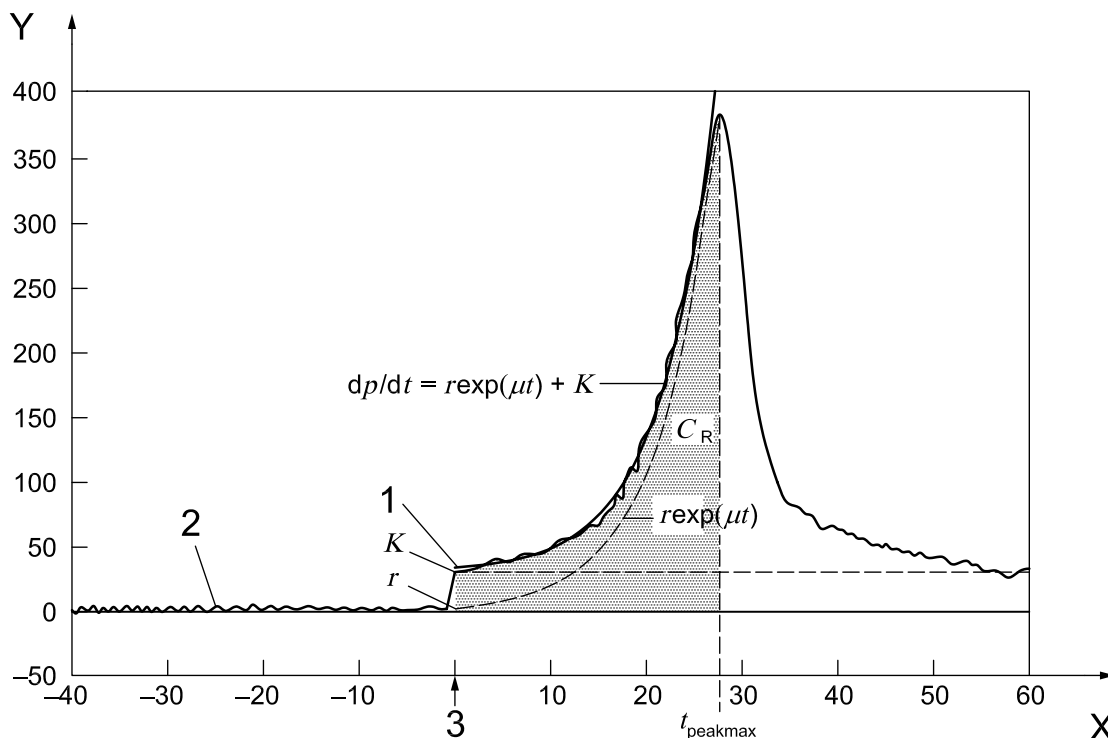
5.4 **Substrate**, consisting of a mixture of 80 g of glucose (5.1), 13 g of diammonium sulfate (5.3), and 2 g of KH<sub>2</sub>PO<sub>4</sub> (5.2), which is thoroughly ground and mixed in a mortar.

## 6 Apparatus

Ordinary laboratory equipment and 6.1.



**6.1 Respirometer for continuous measurement of CO<sub>2</sub> evolution or O<sub>2</sub> consumption**, maintained at a constant temperature (preferably 20 °C). Suitable examples of equipment are given in ISO 16072.<sup>[2]</sup>



**Key**

X	$t$	h	time
Y	$R$	$\mu\text{g g}^{-1}\text{dm h}^{-1}$	CO <sub>2</sub> or O <sub>2</sub> respiration rates
	$C_R$		cumulative CO <sub>2</sub> evolution or O <sub>2</sub> consumption
	$dp/dt$		rate of product formation after substrate addition
	$K$		respiration rate of $K$ -strategist at the time of substrate addition
	$r$		respiration rate of $r$ -strategist at the time of substrate addition
	$t_{\text{peakmax}}$		time to the peak maximum
	$\mu$		specific growth rate
1	$R_S$		substrate-induced respiration $R_S = K + r$ (at $t = 0$ )
2	$R_B$		basal respiration
3			substrate addition

**Figure 1 — Soil respiration rate before and after addition of an easily degraded substrate**

## 7 Sampling

### 7.1 Sample quantities

Choose the size of the soil samples taking into account the apparatus (6.1) used, the organic matter content of the samples (7.3) and the soil needed for sample characterization (7.3). It is recommended that at least three replicates per sample be measured.

### 7.2 Sampling and storage

The recommendations in ISO 10381-6 for collection, handling and storage of soil samples shall be followed.

### 7.3 Soil sample characteristics

Soil samples generating soil respiration curves can be obtained from mineral, organic, polluted, and unpolluted soils. Determine the following characteristics for each soil sample:

- particle size distribution in accordance with ISO 11277;
- water content in accordance with ISO 11465;
- water-holding capacity in accordance with Annex A of ISO 14238:2012;
- pH in accordance with ISO 10390;
- organic matter content in accordance with ISO 10694.

## 8 Procedure

### 8.1 Test

Pre-incubate moist soil samples (preferably 40 % to 60 % of maximum water holding capacity or 0,01 MPa to 0,03 MPa suction pressure) at 20 °C for 3 d to 4 d before the beginning of the measurement. Measure the basal respiration of the sub-samples first. Measure the respiration rates until constant rates are obtained.

After measuring the basal respiration, add 10 mg of the substrate (5.4) per gram soil (dry mass) and mix homogeneously with a spatula into the soil samples. If the organic matter content is >5 %, add 0,2 g of the substrate per gram humus (see References [4][5]).

### 8.2 Toxicity testing

In principle, testing the influence of chemicals should also be possible with the method. Up to the time of publication, there is only scarce experience available in the literature.

To determine the influence of chemicals on the abundance and activity of soil microorganisms, a soil with low content of organic carbon (mass fraction between 0,5 % and 1,5 %). Particles of size <20 µm should not exceed 20 % mass fraction in order to provide a high degree of bioavailability.

The effect of chemicals on the soil microbial activity can be determined as follows. Using a range-finding test, determine the concentration range in which chemicals would be likely to have an effect on this activity. Test a single, microbiologically active soil at five concentrations in a logarithmic series, including a blank control, in triplicate (e.g. 0, 1, 3,2, 10, 32, and 100 times the lowest concentration). Use the test procedure specified in 8.1. Using this simple test design, dose–response relationships can be established

Before the start of the test, the test chemical may be added to the soil in one of the following ways:

- in aqueous solution (depending on the solubility in water);
- in an organic solution using a water-miscible solvent (depending on the solubility in the solvent);
- mixed with a solid, e.g. coated on quartz sand (prior to mixing with the soil).

If the test chemical is added in the form of an organic solution, keep the amount of the solvent to the minimum (<1 %) necessary for the application of the compound. Furthermore, take into account the possible toxicity (e.g. by including a further control for testing the toxicity of the solvent) and biodegradability of the solvent used.

**NOTE** Long-term effects of chemicals can be detected by using different incubation times (weeks or months). A comparison of  $C_R$  (see 3.6) of the unamended control and the chemical-treated soil samples has been shown to be very sensitive to chemical influences.

## 9 Calculation

### 9.1 Microbial parameters

#### 9.1.1 Basal respiration

Calculate the basal respiration,  $R_B$ , as the average of the hourly respiration rates during a stable period.

#### 9.1.2 Substrate-induced respiration

Calculate the substrate-induced respiration,  $R_S$ , as the average of the values shortly after the substrate addition when the respiration is fairly constant. A minimum of three hourly measurements should be used to calculate the average.

Alternatively,  $R_S$  can be calculated according to Equation (2):

$$R_S = r + K \quad (2)$$

where

$R_S$  is the substrate-induced respiration;

$r$  is the respiration rate of  $r$ -strategist;

$K$  is the respiration rate of  $K$ -strategist immediately after substrate addition.

As proposed in Reference [14] (see Figure 1), the respiration of the non-growing microorganisms,  $K$ , and the growing microorganisms,  $r$ , is derived by curve fitting using Equation (3):

$$\frac{dp}{dt} = r \exp(\mu t) + K \quad (3)$$

where

$\frac{dp}{dt}$  is the rate of product formation after substrate addition;

$p$  is the accumulated amount of CO<sub>2</sub> evolved or O<sub>2</sub> consumed in a dry mass of soil, in micrograms per gram per hour;

$t$  is the time after addition of substrate, in hours;

$\mu$  is the specific growth rate.

NOTE Substrate-induced respiration,  $R_S$ , can be used for the estimation of microbial biomass in soils. According to Equation (4),  $R_S$  can be converted into  $C_{mic}(SIR)$ .

$$C_{mic}(SIR) = 20,6R_S + 0,37 \quad (4)$$

where

$R_S$  is the substrate-induced CO<sub>2</sub> respiration in micrograms per gram per hour;

$C_{mic}(SIR)$  is the microbial biomass in micrograms per gram.

Close correlations ( $R_{xy}^2 = 0,84$  to  $0,97$ ) exist between  $C_{mic}(SIR)$  estimated according to this International Standard and  $C_{mic}$  estimated according ISO 14240-1<sup>[1]</sup> (see Annex B). The correlation variables depend on soil texture and substrate concentrations used.

### 9.1.3 Respiratory activation quotient

Calculate the respiratory activation quotient,  $Q_R$ , by dividing basal respiration rate by substrate-induced respiration rate according to Equation (5).

$$Q_R = \frac{R_B}{R_S} \quad (5)$$

where

$R_S$  is the substrate-induced respiration;

$R_B$  is the basal respiration rate;

$Q_R$  is the respiratory activation quotient.

### 9.1.4 Specific growth rate

The specific growth rate,  $\mu$ , can be calculated according to Equation (3).

### 9.1.5 Time to the peak maximum

The time to the peak maximum,  $t_{\text{peakmax}}$ , can be calculated as the time between substrate addition and the maximum respiration rate.

### 9.1.6 Cumulative CO<sub>2</sub> evolution or O<sub>2</sub> consumption

The effect of a chemical on  $\mu$  can be combined by determining the cumulative CO<sub>2</sub> evolution or O<sub>2</sub> consumption from the point in time of the addition of substrate to the point in time of the maximum respiration in the blank control, (i.e.  $t_{\text{peakmax}}$  in Figure 1). It is essentially equivalent to the hatched area in Figure 1.

For each concentration, the cumulative CO<sub>2</sub> evolution or O<sub>2</sub> consumption,  $C_R$ , is measured to the  $t_{\text{peakmax}}$  in the control blank. A plot of  $C_R$  versus the logarithmic concentration of the test substance often gives an S-shaped curve from which EC<sub>10</sub> and EC<sub>50</sub> can be estimated.

NOTE This test is carried out under conditions stimulating microbial growth. However, a soil respiration inhibition test can also be carried out at low, growth-limiting concentrations of <sup>14</sup>C-labelled acetate followed by <sup>14</sup>CO<sub>2</sub> determination (see Reference [9]).

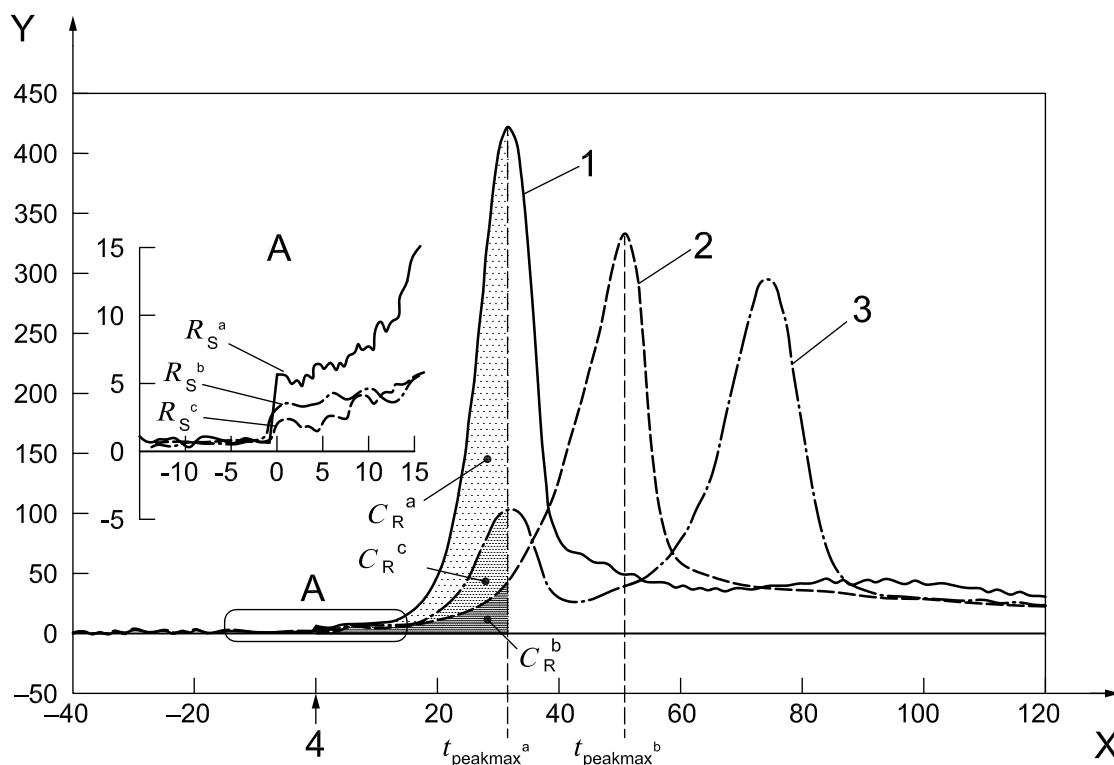
## 9.2 Interpretation of data

### 9.2.1 Evaluation of the ecotoxic potential of soils

Polluted soils often show higher respiratory activation quotients and longer time to the peak maximum,  $t_{\text{peakmax}}$ , than unpolluted soils (see Figure 2). By comparing all these parameters with those obtained from unpolluted soils of similar physical and chemical properties, contamination of soils or soil materials can be detected. Respiratory activation quotients  $Q_R > 0,3$  (mineral soils arable, grassland),  $Q_R > 0,4$  (mineral forest soils) and  $Q_R > 0,6$  (organic layers L, Of, Oh) and  $t_{\text{peakmax}} > 50$  h are indicative for polluted materials (see References [7] and [8]).

Moreover, polluted samples often do not show any logarithmic increase of respiration rates after addition of substrate and/or formation of double peaks (see Figure 2). Double peak formation is caused by a short-term or selective toxic effect of a contaminant. In particular, slowly growing fungi with the marker 18:2 $\delta$ 9,12 seem to be responsible for the formation of a second respiration maximum (Reference [15]).

NOTE Double peaks can also occur in unpolluted samples. Reasons for this phenomenon are growth of fungi due to suboptimal (high) water contents.



**Key**

X	$t$	h	time
Y	$R$	$\mu\text{g g}^{-1}\text{dm h}^{-1}$	CO <sub>2</sub> respiration rate
	$C_R$		cumulative CO <sub>2</sub> evolution or O <sub>2</sub> consumption
	$R_S$		substrate-induced respiration
	$t_{\text{peakmax}}$		time to the peak maximum
	1		unpolluted soil (control), Reference [4]
	2		Cu-polluted soil ( $190 \text{ mg kg}^{-1}\text{dm}$ ), Reference [5]
	3		TNT-polluted soil ( $50 \text{ mg kg}^{-1}\text{dm}$ ), Reference [6]
	4		substrate addition
	a		Reference [1].
	b		Reference [2].
	c		Reference [2].

**Figure 2 — Soil respiration curves of an unpolluted and two polluted soils**

**9.2.2 Additional criteria for the interpretation of the results from soils deliberately contaminated with chemicals**

Theoretically, when a chemical is added to soil, the micro-flora can respond in four different ways, of which the two intermediate are most likely to occur.

- **Death:** the substance is very toxic. The respiration decreases rapidly, but if the toxic substance is removed, either by degradation or evaporation, the survivors can decompose the dead biomass and the respiration is temporarily as high or higher than before the addition of the substance, but the biomass remains low for a considerable time (see Reference [10]).
- **Intolerance:** the toxicity of the test substance is moderate. Sensitive species are replaced by more resistant ones. The decomposition of soil organic matter becomes less efficient and less biomass is formed (see Reference [11]). The activity and vitality of the microorganisms might also be reduced.

- No observed effect: the toxicity of the test substance is small. If some species are affected they are replaced by others that are as effective as the original flora (see Reference [12]). CO<sub>2</sub> from the slow degradation of an organic test substance can possibly mask a reduced degradation of soil organic matter.
- Enhancement: the test substance is a suitable substrate for at least some of the soil organisms. Respiration is increased until the test substance is consumed (see Reference [13]). The biomass and vitality of the growing organisms are also increased.

The responses of intolerance or no observed effect to a chemical are the most likely to occur.

## 10 Test report

The test report shall include the following information:

a) general:

- soil collection, treatment, incubation, including date collected, length of storage, temperature of storage,
- test substance: chemical identification data (chemical testing),
- soil characteristics (see also 7.3):
  - particle size distribution in accordance with ISO 11277
  - water content in accordance with ISO 11465
  - water-holding capacity in accordance with Annex A of ISO 14238:2012;
  - pH in accordance with ISO 10390
  - organic matter content in accordance with ISO 10694;

b) test conditions:

- date and place of sampling,
- date of start and end of the test,
- temperature,
- incubation time with the test substance before microbial measurements,
- concentrations tested or range of concentrations in test area compared to background levels,
- solvent used to add the test substance;

c) results:

- list of the microbial parameters for each sub-sample,
- mean values for each sample,
- plot of log of concentration of test substance vs. microbial parameters, EC<sub>10</sub> and EC<sub>50</sub>,
- regression of these relationships.

## Annex A (informative)

### Results of a laboratory ring test carried out in Germany

A laboratory ring test using four different contaminated soils (see Table A.1) was carried out in Germany. Results obtained from CO<sub>2</sub> and O<sub>2</sub> measurements are given separately, because in contaminated soils there is no constant ratio of CO<sub>2</sub>/O<sub>2</sub>. Extreme values were eliminated according to DIN 38402-42.<sup>[3]</sup>

**Table A.1 — Chemical and physical properties and contaminant concentrations of soils**

Parameter	Soil			
	1	2	3	4
	Textural class			
	loam	sand	sand	sand
WHC <sub>max</sub> [ml/kg]	511,8	347,7	241,8	268,5
pH	7,3	7,3	7,5	5,6
C <sub>org</sub> [%]	4,7	8,5	5,9	1,7
N <sub>t</sub> [%]	0,38	0,27	0,20	0,16
Σ Nitrotoluenes [mg/kg]	336,3	n.d.	n.d.	n.d.
16 PAHs [mg/kg]	77,0	60	21	2268
Mineral oil [mg/kg]	<50,0	43 660,1	8 798,9	<50
As [mg/kg]	5,4	3,6	12,1	<3
Cd [mg/kg]	6,4	29,6	9,3	<3
Cr [mg/kg]	65,9	2 005,1	320,3	94,9
Cu [mg/kg]	104,4	10 921,3	367,8	10,0
Ni [mg/kg]	29,2	5 894,2	578,5	6,5
Pb [mg/kg]	820,8	1 082,2	547,5	10,3
Zn [mg/kg]	764,7	5 065,3	577,6	26,6
n.d.: not determined				

**Table A.2 — Basal respiration rates,  $R_B$**

Parameter	Soil				Soil			
	1	2	3	4	1	2	3	4
	CO <sub>2</sub> measurement				O <sub>2</sub> measurement			
Mean values, CO <sub>2</sub> or O <sub>2</sub> [µg g <sup>-1</sup> h <sup>-1</sup> ]	2,08	5,27	5,20	3,37	0,79	7,77	5,17	2,74
Coefficient of variation [%]	66	53	37	50	27	16	10	29
Number of participating laboratories	8	8	7	8	11	11	11	11
Number of laboratories considered	8	8	7	8	10	10	10	10

**Table A.3 — Substrate-induced respiration rate,  $R_S$**

Parameter	Soil				Soil			
	1	2	3	4	1	2	3	4
	CO <sub>2</sub> measurement				O <sub>2</sub> measurement			
Mean values, CO <sub>2</sub> or O <sub>2</sub> [µg g <sup>-1</sup> h <sup>-1</sup> ]	8,45	10,72	12,11	6,14	5,84	11,38	8,83	14,39
Coefficient of variation [%]	41	65	28	43	84	40	48	98
Number of participating laboratories	8	8	7	8	10	11	11	11
Number of laboratories considered	8	8	6	8	9	10	10	11

**Table A.4 — Respiratory activation quotient,  $Q_R$**

Parameter	Soil				Soil			
	1	2	3	4	1	2	3	4
	CO <sub>2</sub> measurement				O <sub>2</sub> measurement			
Mean values	0,21	0,58	0,32	0,60	0,20	0,78	0,71	0,46
Coefficient of variation [%]	43	47	44	45	65	36	32	65
Number of participating laboratories	8	8	7	8	10	10	10	11
Number of laboratories considered	7	8	6	8	9	10	10	11

**Table A.5 — Time to the peak maximum,  $t_{\text{peakmax}}$   
(for double peaks, only the second peak was considered)**

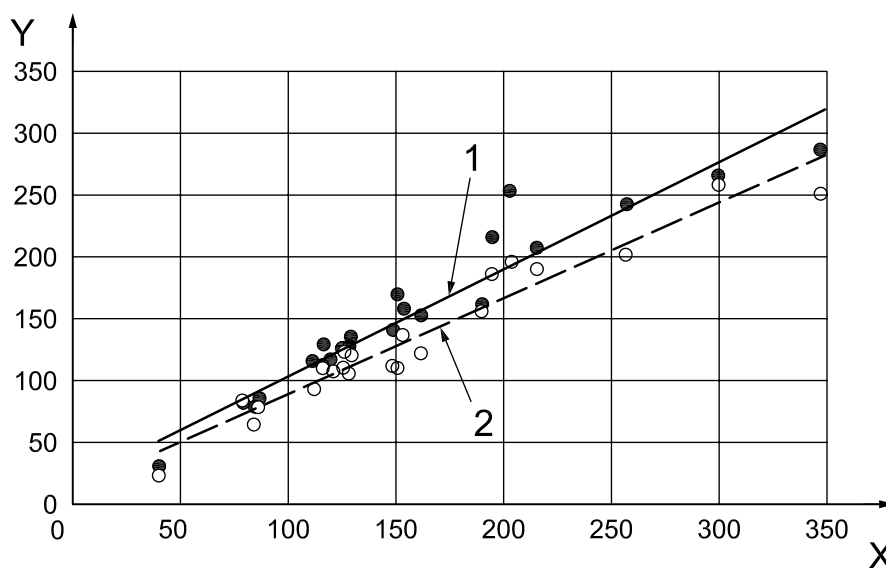
Parameter	Soil				Soil			
	1	2	3	4	1	2	3	4
	CO <sub>2</sub> measurement				O <sub>2</sub> measurement			
Mean values [h]	55	71	61	47	65	69	54	60
Coefficient of variation [%]	38	26	23	37	23	43	43	16
Number of participating laboratories	7	6	7	7	7	7	6	7
Number of laboratories considered	7	6	7	7	7	7	6	7



## Annex B (informative)

### Comparison of microbial biomass determination by respiration curve measurement (this International Standard) and substrate-induced respiration (ISO 14240-1<sup>[1]</sup>)

Comparison of  $C_{mic}$  determined using glucose (SIR according to ISO 14240-1<sup>[1]</sup>) or using the substrate following this International Standard (NPKS + glucose) at recommended or reduced concentrations. The recommended substrate (5.4) contents in soil are: a) 10 mg g<sup>-1</sup> with humus content <5 %; 0,2 g g<sup>-1</sup> with humus content >5 %.



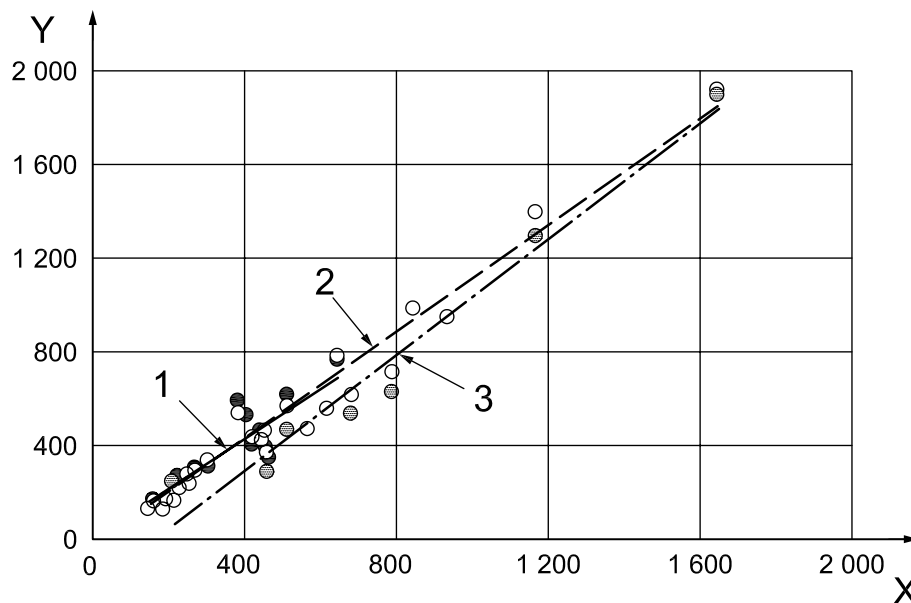
#### Key

X	$C_{mic}$ (SIR) in soil	mg kg <sup>-1</sup>	ISO 14240-1 <sup>[1]</sup>
Y	$C_{mic}$ in soil	mg kg <sup>-1</sup>	this International Standard
1	substrate content in soil, 3,6 mg g <sup>-1</sup>	$y = 0,85x + 16,77$	$R^2_{xy} = 0,91$
2	substrate content in soil, 10 mg g <sup>-1</sup>	$y = 0,76x + 11,54$	$R^2_{xy} = 0,94$

**Figure B.1 — Relationship between microbial biomass determined using glucose as substrate in soil (3 mg g<sup>-1</sup>) [ $C_{mic}$ (SIR) (ISO 14240-1<sup>[1]</sup>)] and microbial biomass using 3,6 or 10 mg g<sup>-1</sup> [ $C_{mic}$  (this International Standard)] in arable and grassland soils with a sandy texture**

Results – sandy soils:

- good correlation ( $R^2_{xy} > 0,9$ );
- tendency for lower values using substrate according to this International Standard (slope values of 0,85 and 0,76);
- with increasing substrate concentration (3,6 mg g<sup>-1</sup> soil to 10 mg g<sup>-1</sup> soil)  $C_{mic}$  values are reduced.



**Key**

X	$C_{mic}(SIR)$ in soil	$mg\ kg^{-1}$	ISO 14240-1[1]
Y	$C_{mic}$ in soil	$mg\ kg^{-1}$	this International Standard
1	substrate content in soil, $3,6\ mg\ g^{-1}$	$y = 1,02x + 11,12$	$R_{xy}^2 = 0,84$
2	substrate content in soil, $10\ mg\ g^{-1}$	$y = 1,14x - 45,15$	$R_{xy}^2 = 0,97$
3	substrate content in soil, $0,2\ g\ g^{-1}$	$y = 1,22x - 192,47$	$R_{xy}^2 = 0,96$

**Figure B.2 — Relationship between microbial biomass determined using glucose as substrate in soil ( $3\ mg\ g^{-1}$ ) [ $C_{mic}(SIR)$  (ISO 14240-1[1])] and microbial biomass using glucose as substrate in soil  $3,6\ mg\ g^{-1}$ ,  $10\ mg\ g^{-1}$  or as substrate in organic matter  $0,2\ g\ g^{-1}$  [ $C_{mic}$  (this International Standard)] in arable and grassland soils with a silty, loamy or clay texture**

Results – silty, loamy or clay soils:

- good correlations ( $R_{xy}^2 > 0,8$ );
- tendency for equal or higher values using substrate according to this International Standard (slope values of 1,0 to 1,2);
- at very high substrate concentration in organic matter ( $0,2\ g\ g^{-1}$ ),  $C_{mic}$  values are reduced especially at lower expected values.

## Bibliography

- [1] ISO 14240-1, *Soil quality — Determination of soil microbial biomass — Part 1: Substrate-induced respiration method*
- [2] ISO 16072:2002, *Soil quality — Laboratory methods for determination of microbial soil respiration*
- [3] DIN 38402-42, *Deutsche Einheitsverfahren zur Wasser-, Abwasser- und Schlammuntersuchung — Allgemeine Angaben (Gruppe A) — Teil 42: Ringversuche zur Verfahrensvalidierung, Auswertung (A 42)* [German standard methods for the examination of water, waste water and sludge - General informations (group A) — Part 42: Interlaboratory trials for method validation, evaluation (A 42)]
- [4] PALMBORG C., NORDGREN A. Soil respiration curves, a method to test the abundance, activity and vitality of the microflora in forest soils. In: TORSTENSSON L., editor. *MATS guidelines: Soil biological variables in environmental hazard assessment*. Uppsala: Swedish Environmental Protection Agency, 1993, pp. 149–56
- [5] PALMBORG C., NORDGREN A. Soil respiration curves, a method to test the influence of chemicals and heavy metals on the abundance, activity and vitality of the microflora in forest soils. In: TORSTENSSON L., editor. *MATS guidelines: Soil biological variables in environmental hazard assessment*. Uppsala: Swedish Environmental Protection Agency, 1993, pp. 157–66
- [6] JOHANSSON M., PELL M., STENSTRÖM J. Kinetics of substrate induced respiration (SIR) and denitrification: Application to a soil amended with silver. *Ambio*. 1998, **27**, pp. 40–44
- [7] WILKE B.-M., WINKEL B. FLEISCHMANN, S., GONG, P. Higher plant growth and microbial toxicity tests for the evaluation of the ecotoxic potential of soils. In: *Contaminated Soil '98*. London: Thomas Telford, 1998, pp. 345–54
- [8] WILKE B.-M., WINKEL B. PAULI, W. Mikrobiologische Verfahren zur Beurteilung der Lebensraumfunktion von Böden [Microbiological procedures for the evaluation of the habitat function of soils]. In: HEIDEN, S., ERB, R., DOTT, W., EISENTRÄGER, A., editors. *Toxikologische Beurteilung von Böden — Leistungsfähigkeit biologischer Testverfahren* [Toxicological evaluation of soils — Efficiency of biological test procedures]. Heidelberg: Spektrum Akademischer Verlag, 2000
- [9] VAN BEELEN P., FLEUREN-KEMILÄ A.K., HUYS M.P.A. VAN MONTFORT, A.C.P., VAN VLAARDINGEN, P.L.A. The toxic effects of pollutants on the mineralization of acetate in subsoil microcosms. *Environ. Toxicol. Chem.* 1991, **10**, pp. 775–790
- [10] ARNEBRANT K. SCHINNER, J. Changes in ATP content during and after chloroform fumigation. *Soil Biol. Biochem.* 1990, **22**, pp. 875–877
- [11] CHANDER K., BROOKES P.C. Effects of heavy metals from past applications of sewage sludge on microbial biomass and organic matter accumulation in a sandy loam and silty loam UK soil. *Soil Biol. Biochem.* 1991, **23**, pp. 927–932
- [12] NOHRSTEDT H.Ö. A field study on forest floor respiration response to artificial heavy metal contaminated acid rain. *Scand. J. For. Res.* 1987, **2**, pp. 13–20
- [13] ANDERSON J.P.E., DOMSCH K.H. A physiological method for the quantitative measurement of microbial biomass in soils. *Soil Biol. Biochem.* 1978, **10**, pp. 215–221
- [14] STENSTRÖM J., STENBERG B., JOHANSSON M. Kinetics of substrate-induced respiration (SIR): Theory. *Ambio*. 1998, **27**, pp. 35–39
- [15] BARTLING J., KOTZERKE A., MAI M., ESPERSCHÜTZ J., BUEGGER F., SCHLOTTER M. et al. Microbial community structure and function during abnormal curve development of substrate induced respiration measurements. *Chemosphere*. 2009, **77**, pp. 1488–1494





# British Standards Institution (BSI)

BSI is the independent national body responsible for preparing British Standards and other standards-related publications, information and services. It presents the UK view on standards in Europe and at the international level.

BSI is incorporated by Royal Charter. British Standards and other standardisation products are published by BSI Standards Limited.

## Revisions

British Standards and PASs are periodically updated by amendment or revision. Users of British Standards and PASs should make sure that they possess the latest amendments or editions.

It is the constant aim of BSI to improve the quality of our products and services. We would be grateful if anyone finding an inaccuracy or ambiguity while using British Standards would inform the Secretary of the technical committee responsible, the identity of which can be found on the inside front cover. Similar for PASs, please notify BSI Customer Services.

**Tel: +44 (0)20 8996 9001 Fax: +44 (0)20 8996 7001**

BSI offers BSI Subscribing Members an individual updating service called PLUS which ensures that subscribers automatically receive the latest editions of British Standards and PASs.

**Tel: +44 (0)20 8996 7669 Fax: +44 (0)20 8996 7001**

**Email: [plus@bsigroup.com](mailto:plus@bsigroup.com)**

## Buying standards

You may buy PDF and hard copy versions of standards directly using a credit card from the BSI Shop on the website [www.bsigroup.com/shop](http://www.bsigroup.com/shop). In addition all orders for BSI, international and foreign standards publications can be addressed to BSI Customer Services.

**Tel: +44 (0)20 8996 9001 Fax: +44 (0)20 8996 7001**

**Email: [orders@bsigroup.com](mailto:orders@bsigroup.com)**

In response to orders for international standards, BSI will supply the British Standard implementation of the relevant international standard, unless otherwise requested.

## Information on standards

BSI provides a wide range of information on national, European and international standards through its Knowledge Centre.

**Tel: +44 (0)20 8996 7004 Fax: +44 (0)20 8996 7005**

**Email: [knowledgecentre@bsigroup.com](mailto:knowledgecentre@bsigroup.com)**

BSI Subscribing Members are kept up to date with standards developments and receive substantial discounts on the purchase price of standards. For details of these and other benefits contact Membership Administration.

**Tel: +44 (0)20 8996 7002 Fax: +44 (0)20 8996 7001**

**Email: [membership@bsigroup.com](mailto:membership@bsigroup.com)**

Information regarding online access to British Standards and PASs via British Standards Online can be found at [www.bsigroup.com/BSOL](http://www.bsigroup.com/BSOL)

Further information about British Standards is available on the BSI website at [www.bsi-group.com/standards](http://www.bsi-group.com/standards)

## Copyright

All the data, software and documentation set out in all British Standards and other BSI publications are the property of and copyrighted by BSI, or some person or entity that own copyright in the information used (such as the international standardisation bodies) has formally licensed such information to BSI for commercial publication and use. Except as permitted under the Copyright, Designs and Patents Act 1988 no extract may be reproduced, stored in a retrieval system or transmitted in any form or by any means – electronic, photocopying, recording or otherwise – without prior written permission from BSI. This does not preclude the free use, in the course of implementing the standard, of necessary details such as symbols, and size, type or grade designations. If these details are to be used for any other purpose than implementation then the prior written permission of BSI must be obtained. Details and advice can be obtained from the Copyright & Licensing Department.

**Tel: +44 (0)20 8996 7070**

**Email: [copyright@bsigroup.com](mailto:copyright@bsigroup.com)**

## BSI

389 Chiswick High Road London W4 4AL UK

Tel +44 (0)20 8996 9001

Fax +44 (0)20 8996 7001

[www.bsigroup.com/standards](http://www.bsigroup.com/standards)



# British Standards Institution (BSI)

BSI is the national body responsible for preparing British Standards and other standards-related publications, information and services.

BSI is incorporated by Royal Charter. British Standards and other standardization products are published by BSI Standards Limited.

## About us

We bring together business, industry, government, consumers, innovators and others to shape their combined experience and expertise into standards-based solutions.

The knowledge embodied in our standards has been carefully assembled in a dependable format and refined through our open consultation process. Organizations of all sizes and across all sectors choose standards to help them achieve their goals.

## Information on standards

We can provide you with the knowledge that your organization needs to succeed. Find out more about British Standards by visiting our website at [bsigroup.com/standards](http://bsigroup.com/standards) or contacting our Customer Services team or Knowledge Centre.

## Buying standards

You can buy and download PDF versions of BSI publications, including British and adopted European and international standards, through our website at [bsigroup.com/shop](http://bsigroup.com/shop), where hard copies can also be purchased.

If you need international and foreign standards from other Standards Development Organizations, hard copies can be ordered from our Customer Services team.

## Subscriptions

Our range of subscription services are designed to make using standards easier for you. For further information on our subscription products go to [bsigroup.com/subscriptions](http://bsigroup.com/subscriptions).

With **British Standards Online (BSOL)** you'll have instant access to over 55,000 British and adopted European and international standards from your desktop. It's available 24/7 and is refreshed daily so you'll always be up to date.

You can keep in touch with standards developments and receive substantial discounts on the purchase price of standards, both in single copy and subscription format, by becoming a **BSI Subscribing Member**.

**PLUS** is an updating service exclusive to BSI Subscribing Members. You will automatically receive the latest hard copy of your standards when they're revised or replaced.

To find out more about becoming a BSI Subscribing Member and the benefits of membership, please visit [bsigroup.com/shop](http://bsigroup.com/shop).

With a **Multi-User Network Licence (MUNL)** you are able to host standards publications on your intranet. Licences can cover as few or as many users as you wish. With updates supplied as soon as they're available, you can be sure your documentation is current. For further information, email [bsmusales@bsigroup.com](mailto:bsmusales@bsigroup.com).

## BSI Group Headquarters

389 Chiswick High Road London W4 4AL UK

## Revisions

Our British Standards and other publications are updated by amendment or revision.

We continually improve the quality of our products and services to benefit your business. If you find an inaccuracy or ambiguity within a British Standard or other BSI publication please inform the Knowledge Centre.

## Copyright

All the data, software and documentation set out in all British Standards and other BSI publications are the property of and copyrighted by BSI, or some person or entity that owns copyright in the information used (such as the international standardization bodies) and has formally licensed such information to BSI for commercial publication and use. Except as permitted under the Copyright, Designs and Patents Act 1988 no extract may be reproduced, stored in a retrieval system or transmitted in any form or by any means – electronic, photocopying, recording or otherwise – without prior written permission from BSI. Details and advice can be obtained from the Copyright & Licensing Department.

## Useful Contacts:

### Customer Services

**Tel:** +44 845 086 9001

**Email (orders):** [orders@bsigroup.com](mailto:orders@bsigroup.com)

**Email (enquiries):** [cservices@bsigroup.com](mailto:cservices@bsigroup.com)

### Subscriptions

**Tel:** +44 845 086 9001

**Email:** [subscriptions@bsigroup.com](mailto:subscriptions@bsigroup.com)

### Knowledge Centre

**Tel:** +44 20 8996 7004

**Email:** [knowledgecentre@bsigroup.com](mailto:knowledgecentre@bsigroup.com)

### Copyright & Licensing

**Tel:** +44 20 8996 7070

**Email:** [copyright@bsigroup.com](mailto:copyright@bsigroup.com)



...making excellence a habit.™