

BS ISO 16533:2014



BSI Standards Publication

# Textiles — Measurement of exothermic and endothermic properties of textiles under humidity change

**bsi.**

...making excellence a habit.™

**National foreword**

This British Standard is the UK implementation of ISO 16533:2014.

The UK participation in its preparation was entrusted to Technical Committee TCI/24, Physical testing of textiles.

A list of organizations represented on this committee can be obtained on request to its secretary.

This publication does not purport to include all the necessary provisions of a contract. Users are responsible for its correct application.

© The British Standards Institution 2014. Published by BSI Standards Limited 2014

ISBN 978 0 580 73785 5

ICS 59.080.01

**Compliance with a British Standard cannot confer immunity from legal obligations.**

This British Standard was published under the authority of the Standards Policy and Strategy Committee on 31 July 2014.

**Amendments issued since publication**

Date	Text affected
------	---------------

---

INTERNATIONAL  
STANDARD

**ISO**  
**16533**

First edition  
2014-07-01

---

---

**Textiles — Measurement of  
exothermic and endothermic  
properties of textiles under humidity  
change**

*Textiles — Mesurage des propriétés exothermiques et endothermiques  
de textiles sous conditions d'humidité changeantes*



Reference number  
ISO 16533:2014(E)



**COPYRIGHT PROTECTED DOCUMENT**

© ISO 2014

All rights reserved. Unless otherwise specified, no part of this publication may be reproduced or utilized otherwise in any form or by any means, electronic or mechanical, including photocopying, or posting on the internet or an intranet, without prior written permission. Permission can be requested from either ISO at the address below or ISO's member body in the country of the requester.

ISO copyright office  
Case postale 56 • CH-1211 Geneva 20  
Tel. + 41 22 749 01 11  
Fax + 41 22 749 09 47  
E-mail [copyright@iso.org](mailto:copyright@iso.org)  
Web [www.iso.org](http://www.iso.org)

Published in Switzerland

# Contents

Page

<b>Foreword</b> .....	<b>iv</b>
<b>Introduction</b> .....	<b>v</b>
<b>1 Scope</b> .....	<b>1</b>
<b>2 Normative references</b> .....	<b>1</b>
<b>3 Terms and definitions</b> .....	<b>1</b>
<b>4 Symbols and units</b> .....	<b>2</b>
<b>5 Principle</b> .....	<b>2</b>
<b>6 Apparatus</b> .....	<b>2</b>
<b>7 Reagent</b> .....	<b>4</b>
<b>8 Preparation of the humidity control material</b> .....	<b>4</b>
<b>9 Test procedure</b> .....	<b>5</b>
9.1 Preparation of test specimen.....	5
9.2 Preparation of apparatus.....	5
9.3 Test specimen mounting.....	5
9.4 Measurement of exothermic and endothermic properties.....	6
<b>10 Test report</b> .....	<b>8</b>
<b>Annex A (informative) Example of hygroscopic and exothermic property test</b> .....	<b>9</b>
<b>Annex B (informative) Example of hygroemissive and endothermic property test</b> .....	<b>10</b>
<b>Annex C (informative) Example of practical humidity measurement</b> .....	<b>11</b>
<b>Bibliography</b> .....	<b>13</b>

## Foreword

ISO (the International Organization for Standardization) is a worldwide federation of national standards bodies (ISO member bodies). The work of preparing International Standards is normally carried out through ISO technical committees. Each member body interested in a subject for which a technical committee has been established has the right to be represented on that committee. International organizations, governmental and non-governmental, in liaison with ISO, also take part in the work. ISO collaborates closely with the International Electrotechnical Commission (IEC) on all matters of electrotechnical standardization.

The procedures used to develop this document and those intended for its further maintenance are described in the ISO/IEC Directives, Part 1. In particular the different approval criteria needed for the different types of ISO documents should be noted. This document was drafted in accordance with the editorial rules of the ISO/IEC Directives, Part 2 (see [www.iso.org/directives](http://www.iso.org/directives)).

Attention is drawn to the possibility that some of the elements of this document may be the subject of patent rights. ISO shall not be held responsible for identifying any or all such patent rights. Details of any patent rights identified during the development of the document will be in the Introduction and/or on the ISO list of patent declarations received (see [www.iso.org/patents](http://www.iso.org/patents)).

Any trade name used in this document is information given for the convenience of users and does not constitute an endorsement.

For an explanation on the meaning of ISO specific terms and expressions related to conformity assessment, as well as information about ISO's adherence to the WTO principles in the Technical Barriers to Trade (TBT) see the following URL: Foreword - Supplementary information

The committee responsible for this document is ISO/TC 38, *Textiles*.

## Introduction

The thermal properties of textile materials contribute to a wearer's physiological comfort, product's durability, etc. Hence, there are many kinds of products with specific thermal performances and various test methods that have been developed and standardized. However, these tests should be conducted in a certain humidity. The method for thermal properties in elevated or reduced humidity has not been standardized.

All materials generate heat when absorbing moisture and absorb heat when releasing moisture. The heat of absorption varies according to the material, for example, the heat of absorption in wool fibre is much bigger than that in common synthetic fibre. Recently, with this property, some heat-generating textiles have been developed and applied to various products, such as outdoor wear, sportswear, inner wear, special working wear, and healthcare wear. Therefore, the test for the hygroscopic and exothermic properties of textiles is needed for both producers and customers. Despite these needs, accurate and reliable information about hygroscopic and exothermic properties of textiles cannot be offered because of the absence of a standard test method.

The exothermic and endothermic properties of textiles under changing conditions of environmental humidity can be measured with this test method and apparatus proposed in this International Standard.





# Textiles — Measurement of exothermic and endothermic properties of textiles under humidity change

## 1 Scope

This International Standard specifies a method for the measurement of exothermic and endothermic properties by moisture absorption and desorption in sheet-like textiles, e.g. fabrics, knit or nonwovens for clothing, bedding, upholstery, and similar textile products.

## 2 Normative references

The following documents, in whole or in part, are normatively referenced in this document and are indispensable for its application. For dated references, only the edition cited applies. For undated references, the latest edition of the referenced document (including any amendments) applies.

ISO 3696:1987, *Water for analytical laboratory use — Specification and test methods*

## 3 Terms and definitions

For the purposes of this document, the following terms and definitions apply.

### 3.1

#### **exothermic property**

property of material whereby it releases heat to the surroundings

### 3.2

#### **endothermic property**

property of material whereby it absorbs heat from the surroundings

### 3.3

#### **hygroscopic and exothermic property**

property of material whereby it generates heat by absorbing moisture and releases the generated heat to its surroundings where relative humidity changes from low to high over time

### 3.4

#### **hygroemissive and endothermic property**

property of material whereby it loses heat and cools down by releasing moisture through evaporation to its surroundings where relative humidity changes from high to low over time

## 4 Symbols and units

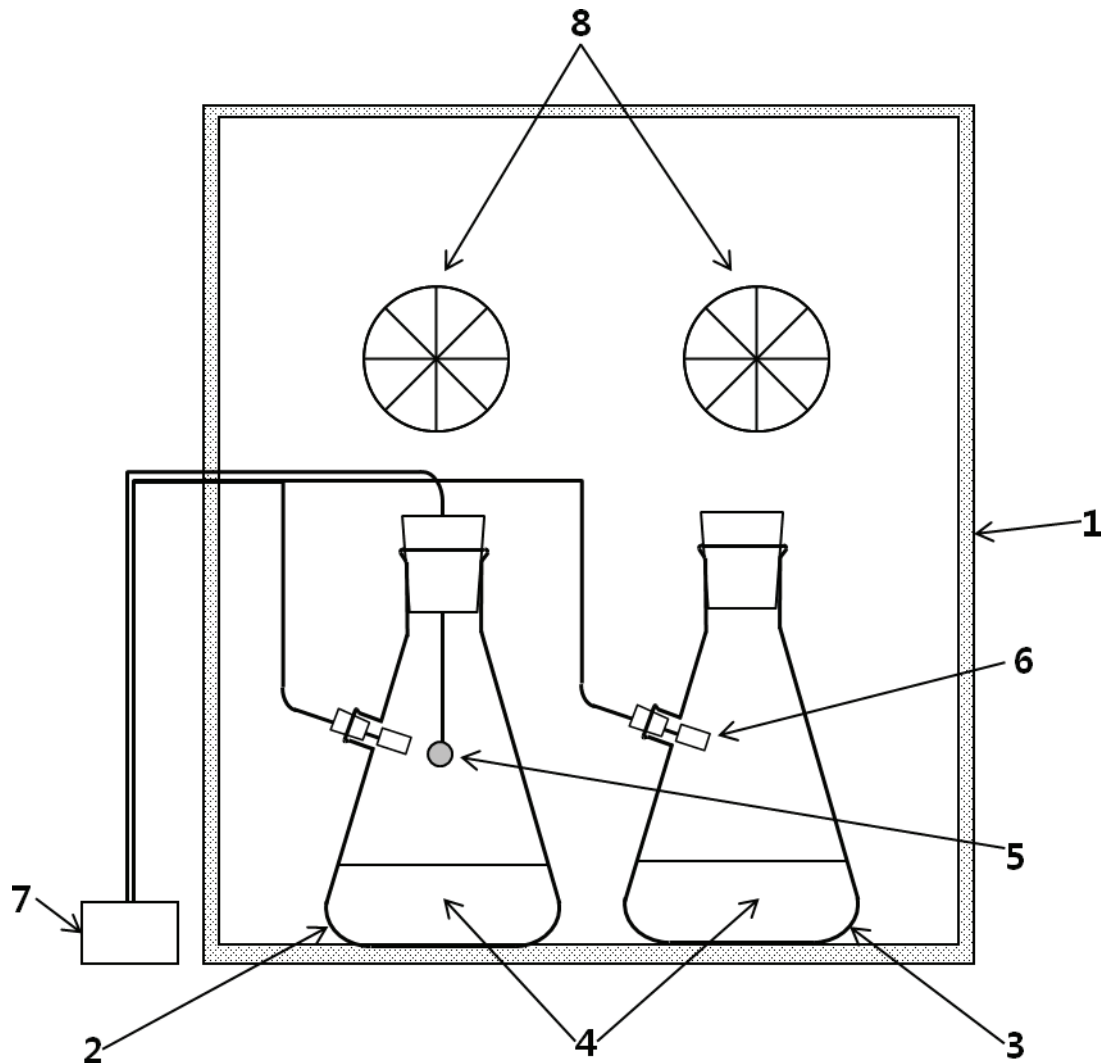
- $T_A$  is the ambient temperature in a temperature and humidity controlled chamber, in degrees Celsius.
- $RH_A$  is the ambient relative humidity in a temperature and humidity controlled chamber, in per cent.
- $RH_1$  is the relative humidity in the first constant humidity container, starting humidity, in per cent.
- $RH_2$  is the relative humidity in the second constant humidity container, target humidity, in per cent.
- $T_{\text{peak}}$  is the peak temperature, determined using a temperature sensor with or without the test specimen mounted on the sensor probe in the second constant humidity container during the hygroscopic and exothermic property test, in degrees Celsius.
- $T_{\text{bottom}}$  is the bottom temperature, determined using a temperature sensor with or without the test specimen mounted on the sensor probe in the second constant humidity container during the hygroemissive and endothermic property test, in degrees Celsius.
- $\Delta T_{\text{exo}}$  is the difference in the peak temperature, determined between a state with and another without the test specimen mounted on the sensor probe during the hygroscopic and exothermic property test, in degrees Celsius.
- $\Delta T_{\text{endo}}$  is the difference in the bottom temperature, determined between a state with and another without the test specimen mounted on the sensor probe during the hygroemissive and endothermic property test, in degrees Celsius.

## 5 Principle

A test specimen is placed in a low humidity atmosphere and then exposed to a high humidity atmosphere, and then the other way round. The temperature of the test specimen is measured over time with a temperature sensor. The exothermic and endothermic properties of the test specimen are determined from the difference in temperature measured with the temperature sensor, between a test with and another without the test specimen mounted on the sensor probe.

## 6 Apparatus

**6.1 Testing apparatus**, composed of a temperature and humidity controlled chamber and small containers in which the humidity is controlled by chemicals and the test specimens are set through the rubber plugs as shown in [Figure 1](#).



**Key**

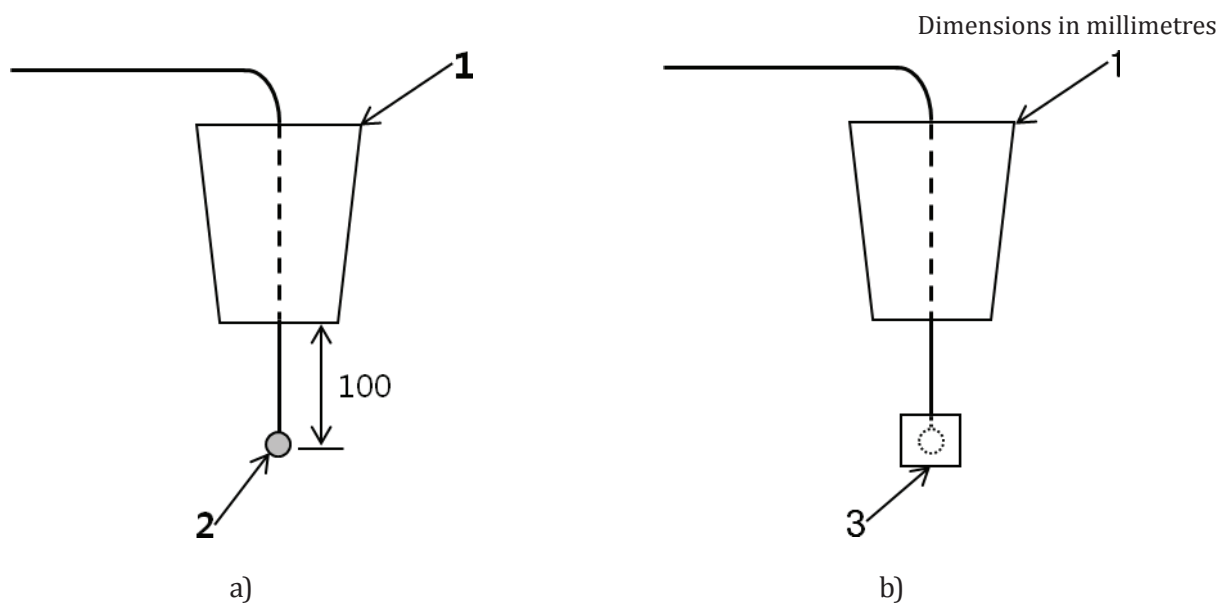
- 1 temperature and humidity-controlled chamber with inner door
- 2 constant humidity container (first)
- 3 constant humidity container (second)
- 4 humidity control material
- 5 temperature sensor
- 6 humidity sensor
- 7 data collecting unit
- 8 arm hole in inner door

**Figure 1 — Configuration of the testing apparatus**

**6.2 Temperature and humidity-controlled chamber**, with a capacity of more than 200 l with inner door and arm holes as shown in [Figure 1](#). The tolerance of the temperature and humidity shall not exceed  $\pm 0,5$  °C and  $\pm 3$  % RH, respectively.

**6.3 Constant humidity containers**, 2 l conical flasks with branch. Humidity sensor is inserted in the branch.

**6.4 Plugs for constant humidity containers**, made of silicone rubber for making a flask airtight. Temperature sensor is inserted in centre of the plug and the sensor probe protrudes 100 mm from the bottom of silicone rubber plug as shown in [Figure 2a](#).



**Key**

- 1 silicone rubber plug
- 2 temperature sensor probe
- 3 test specimen

**Figure 2 — Silicone rubber plug**

**6.5 Temperature sensor**, disk type with  $(5 \pm 1)$  mm in diameter and  $(2,5 \pm 0,5)$  mm in thickness.

**6.6 Humidity sensor**, for monitoring the humidity in constant humidity containers.

**6.7 Clip**, with  $(34 \pm 3)$  mm in length and  $(8 \pm 1)$  mm in outside width, nickel-plated wire.

**6.8 Oven**, for drying specimen at  $(105 \pm 3)$  °C.

**6.9 Dessicator**.

## 7 Reagent

**7.1 Sulfuric acid**, reagent grade sulfuric acid.

**7.2 Water**, obtained by single distillation, or by ion exchange, or by reverse osmosis, as specified in ISO 3696, grade 3 water.

## 8 Preparation of the humidity control material

1 000 g  $\pm$  10 g of sulfuric acid solution can be prepared according to [Table 1](#).

**Table 1 — Relative humidity values for sulfuric acid/water solutions at a temperature of 34 °C**

Relative humidity %	Sulfuric acid mass %
10	65
40	48
90	20

NOTE The values shown in this table are stated with an uncertainty  $\pm 3$  % RH. If necessary, concentration of sulfuric acid can be controlled.

## 9 Test procedure

### 9.1 Preparation of test specimen

#### 9.1.1 Specimen dimension

Cut the sample into three test specimens of  $(50 \pm 1)$  mm  $\times$   $(50 \pm 1)$  mm.

#### 9.1.2 Conditioning

Dry the specimens at 105 °C for 2 h or more by using the oven (6.8), then condition them in a desiccator until immediately before testing.

### 9.2 Preparation of apparatus

**9.2.1** Set the condition of the temperature and humidity-controlled chamber (6.2) at 34 °C and 90 % RH.

**9.2.2** Place the constant humidity containers (6.3) with the prepared sulfuric acid solution in the temperature and humidity-controlled chamber (6.2) for 2 h.

**9.2.3** Read the humidity of each container when it reaches the constant value. Then, check that the humidity reaches the required values. If humidity reaches the constant value but falls outside  $\pm 3$  % RH, adjust concentration of sulfuric acid or change the sulfuric acid solution for a new one and repeat the step.

NOTE 1 Humidity in the first and second container can be set according to the test purpose by consent among the concerned parties. In case of testing at a humidity of 40 % RH, replace the 10 % RH container by a 40 % RH container.

NOTE 2 Instead of 34 °C, another chamber temperature can be applied by consent among the concerned parties.

### 9.3 Test specimen mounting

**9.3.1** The test specimen is mounted on the probe at the tip of the temperature sensor stuck through a silicon rubber plug in the manner shown in Figure 2b.

NOTE A pair of gloves can ensure avoiding the humidity change from handling the test specimen.

**9.3.2** Fold a specimen in half and place the temperature sensor probe on the centre of upper half area to be tested.

**9.3.3** Fold one more time in order to wrap the temperature sensor probe.

9.3.4 Hold the test specimen with a clip.

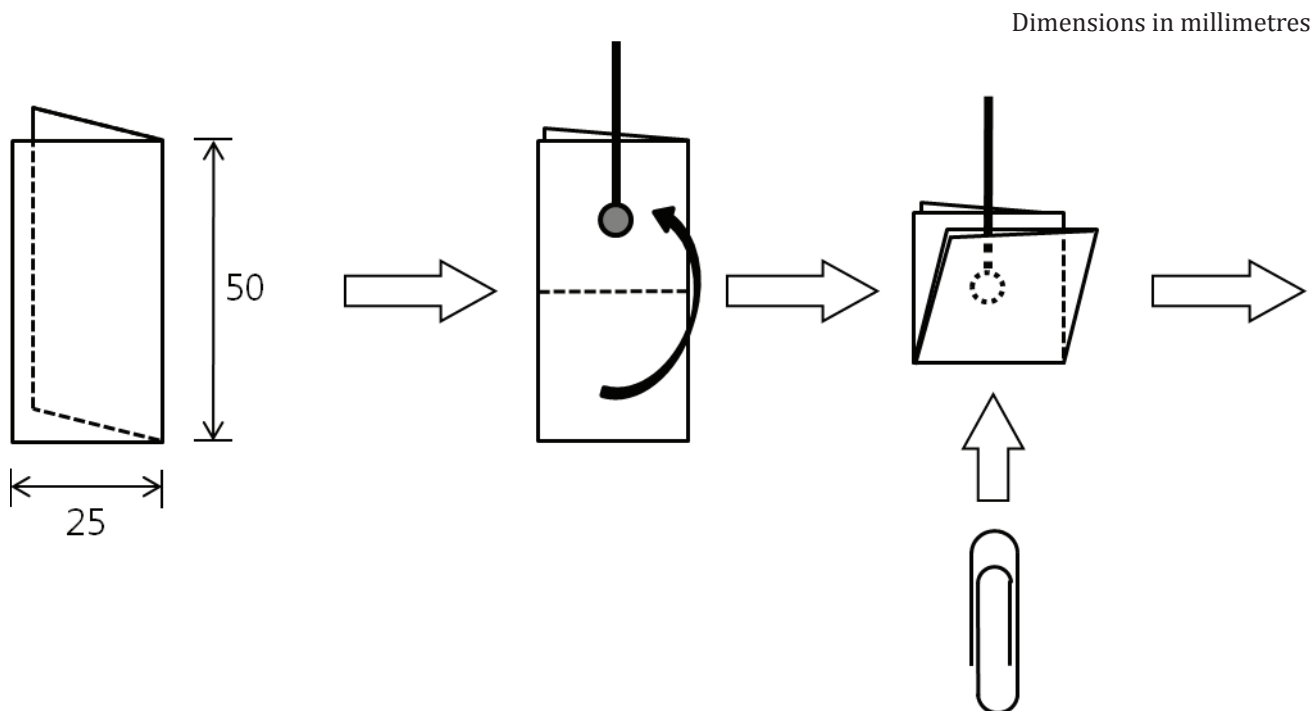


Figure 3 — Mounting of test specimen

9.3.5 After mounting the specimen, insert the plug into the mouth of a first container immediately.

## 9.4 Measurement of exothermic and endothermic properties

### 9.4.1 Hygroscopic and exothermic property test

9.4.1.1 Insert a silicone rubber plug mounted with the test specimen and sensor (6.5) into the mouth of a low humidity container (a first container) with an internal relative humidity of 10 % RH and push it down until it is secure. Then, allow the container to stand for a minimum of 3 h.

NOTE 40 % RH and any other humidity can be applied by consent among the concerned parties.

9.4.1.2 Start recording the sensor temperature. Then, remove the plug with test specimen and transfer it to the mouth of a high humidity container (a second container) with an internal relative humidity of 90 % RH; then, push it down again until it is secure.

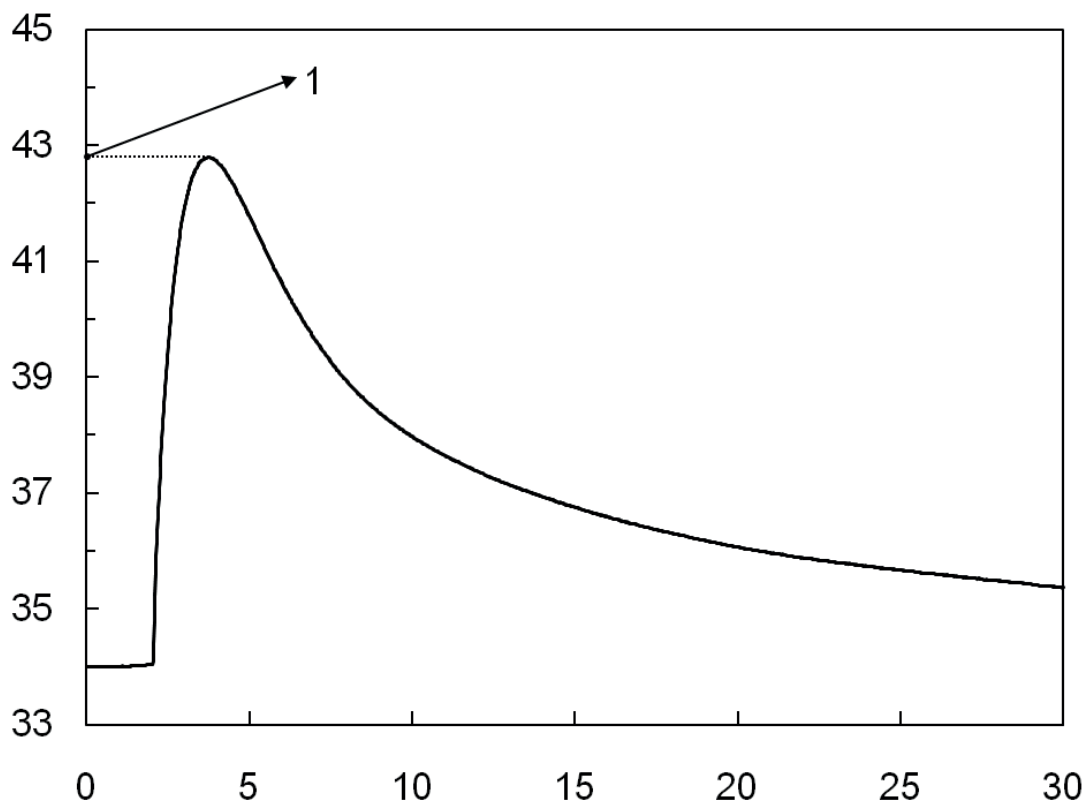
9.4.1.3 Record the sensor temperature for 30 min or more.

9.4.1.4 Read the peak temperature,  $T_{\text{peak}}$ , from the recorded temperature data as shown in Figure 4.

9.4.1.5 Read the blank peak temperature using the silicon rubber plug and the temperature sensor without the test specimen in the same manner as for determining the peak temperature of the test specimen.

9.4.1.6 Calculate  $\Delta T_{\text{exo}}$  from Formula (1):

$$\Delta T_{\text{exo}} = T_{\text{peak of test specimen}} - T_{\text{peak of blank state}} \quad (1)$$



**Key**

- 1  $T_{\text{peak}}$
- X time, min
- Y temperature, °C

**Figure 4 — Hygroscopic and exothermic property test data**

**9.4.2 Hygroemissive and endothermic property test**

**9.4.2.1** Insert a silicone rubber plug mounted with the test specimen and sensor (6.4) into the mouth of a high humidity container (a first container) with an internal relative humidity of 90 % RH and push it down until it is secure and allow the container to stand for a minimum of 3 h.

**9.4.2.2** Start recording the sensor temperature. Then remove the plug with the test specimen and transfer it to the mouth of a low humidity container (a second container) with an internal relative humidity of 10 % RH, then push it down again until it is secure.

NOTE 40 % RH and any other humidity can be applied by consent among the concerned parties.

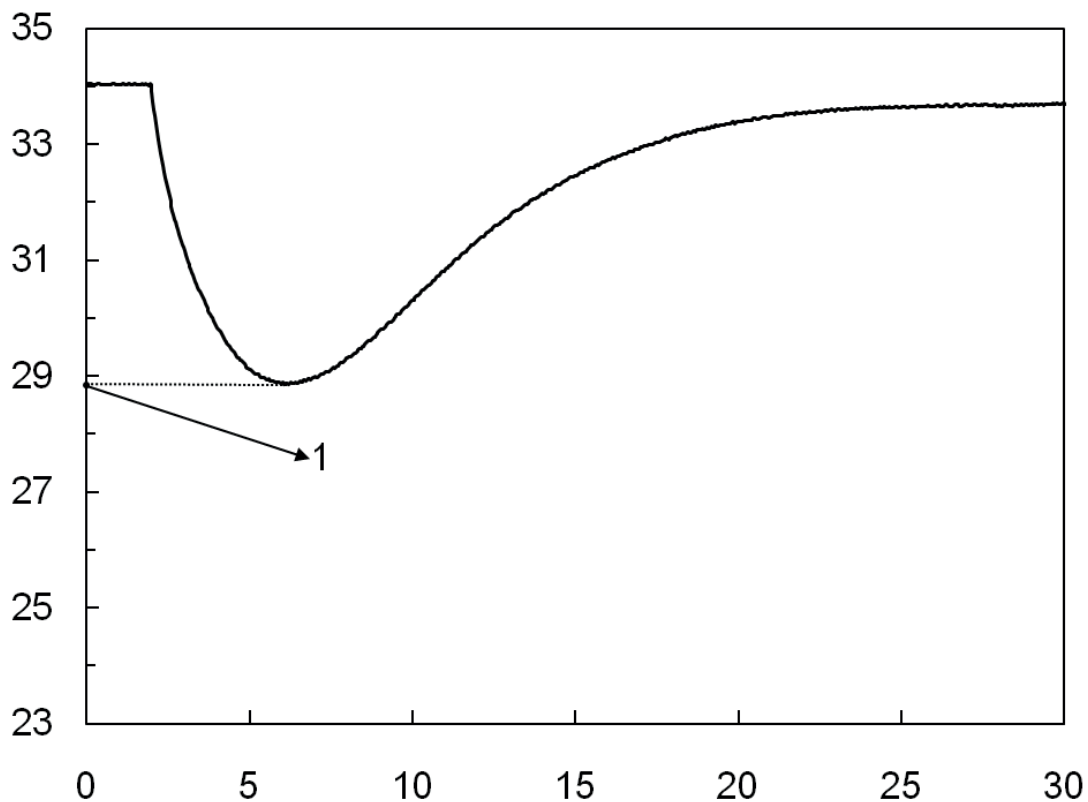
**9.4.2.3** Record the sensor temperature for 30 min or more.

**9.4.2.4** Read the bottom temperature,  $T_{\text{bottom}}$ , from the recorded temperature data as shown in Figure 5.

**9.4.2.5** Read the blank bottom temperature using the silicon rubber plug and the temperature sensor without the test specimen in the same manner as for determining the bottom temperature of the test specimen.

9.4.2.6 Calculate  $\Delta T_{\text{endo}}$  from Formula (2):

$$\Delta T_{\text{endo}} = T_{\text{bottom of test specimen}} - T_{\text{bottom of blank state}} \quad (2)$$



**Key**

- 1  $T_{\text{bottom}}$
- X time, min
- Y temperature, °C

**Figure 5 — Hygroemissive and endothermic property test data**

## 10 Test report

The test report shall include the following information:

- a) a reference to this International Standard;
- b) complete description of the sample tested, i.e. sample name, fibre content, and mass per unit area;
- c) deviations from this International Standard;
- d) test condition;
- e) test result.



## Annex A (informative)

### Example of hygroscopic and exothermic property test

#### A.1 Sample description

Sample name	Sample A
Fibre content	100 % wool
Mass per unit area	208 g/m <sup>2</sup>

#### A.2 Test condition

Chamber	$T_A$	34 °C
	$RH_A$	90 % RH
Container	$RH_1$	10 % RH
	$RH_2$	90 % RH

#### A.3 Test result

Temperature difference, $\Delta T_{\text{exo}}$ (°C)	7,8
---	-----

## Annex B (informative)

### Example of hygroemissive and endothermic property test

#### B.1 Sample description

Sample name	Sample B
Fibre content	100 % cotton
Mass per unit area	192 g/m <sup>2</sup>

#### B.2 Test condition

Chamber	$T_A$	34 °C
	RH <sub>A</sub>	10 % RH
Container	RH <sub>1</sub>	90 % RH
	RH <sub>2</sub>	10 % RH

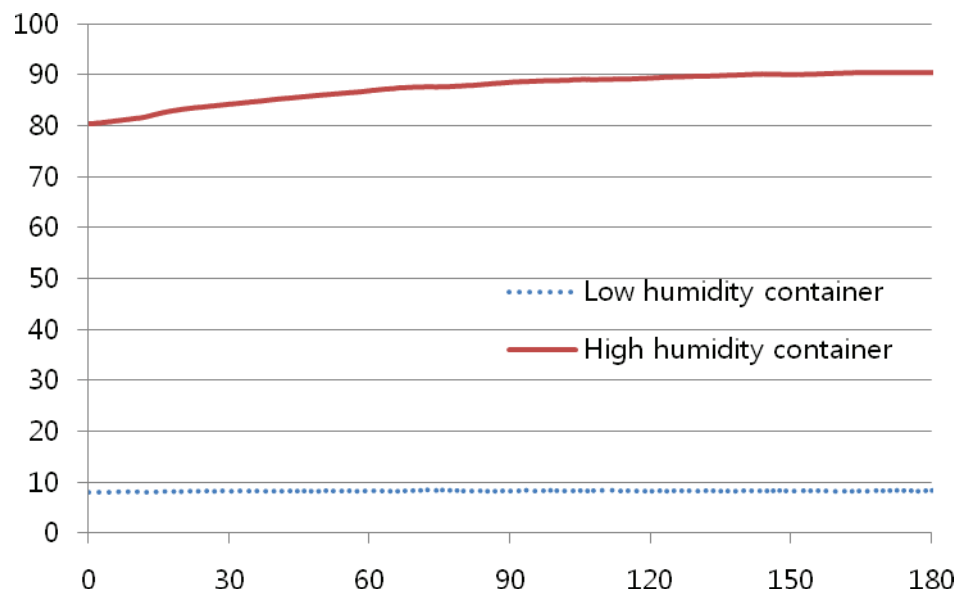
#### B.3 Test result

Temperature difference, $\Delta T_{\text{endo}}$ (°C)	-5,2
--	------

## Annex C (informative)

### Example of practical humidity measurement

#### C.1 Example of humidity measurement during preparation of apparatus



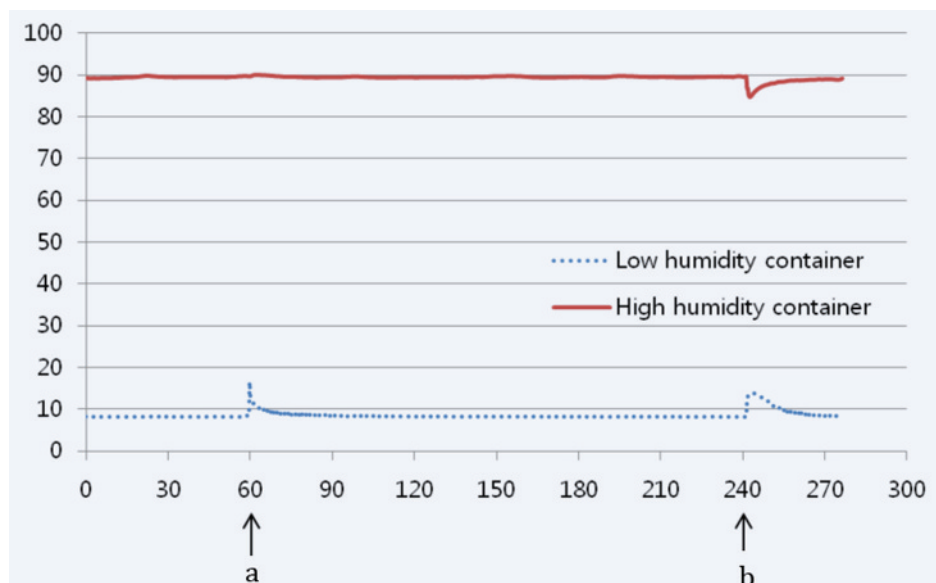
**Key**

X time, min

Y relative humidity, %

**Figure C.1 — Humidity in containers during preparation of apparatus**

## C.2 Example of humidity measurement during test



### Key

X time, min

Y relative humidity, %

a The moment that the test specimen is inserted in the low humidity container.

b The moment that the test specimen is moved to the high humidity container.

**Figure C.2 — Humidity in containers during test**

## Bibliography

- [1] ASTM E104-85:1991, *Standard practice for maintaining constant relative humidity by means of aqueous solutions*





# British Standards Institution (BSI)

BSI is the national body responsible for preparing British Standards and other standards-related publications, information and services.

BSI is incorporated by Royal Charter. British Standards and other standardization products are published by BSI Standards Limited.

## About us

We bring together business, industry, government, consumers, innovators and others to shape their combined experience and expertise into standards-based solutions.

The knowledge embodied in our standards has been carefully assembled in a dependable format and refined through our open consultation process. Organizations of all sizes and across all sectors choose standards to help them achieve their goals.

## Information on standards

We can provide you with the knowledge that your organization needs to succeed. Find out more about British Standards by visiting our website at [bsigroup.com/standards](http://bsigroup.com/standards) or contacting our Customer Services team or Knowledge Centre.

## Buying standards

You can buy and download PDF versions of BSI publications, including British and adopted European and international standards, through our website at [bsigroup.com/shop](http://bsigroup.com/shop), where hard copies can also be purchased.

If you need international and foreign standards from other Standards Development Organizations, hard copies can be ordered from our Customer Services team.

## Subscriptions

Our range of subscription services are designed to make using standards easier for you. For further information on our subscription products go to [bsigroup.com/subscriptions](http://bsigroup.com/subscriptions).

With **British Standards Online (BSOL)** you'll have instant access to over 55,000 British and adopted European and international standards from your desktop. It's available 24/7 and is refreshed daily so you'll always be up to date.

You can keep in touch with standards developments and receive substantial discounts on the purchase price of standards, both in single copy and subscription format, by becoming a **BSI Subscribing Member**.

**PLUS** is an updating service exclusive to BSI Subscribing Members. You will automatically receive the latest hard copy of your standards when they're revised or replaced.

To find out more about becoming a BSI Subscribing Member and the benefits of membership, please visit [bsigroup.com/shop](http://bsigroup.com/shop).

With a **Multi-User Network Licence (MUNL)** you are able to host standards publications on your intranet. Licences can cover as few or as many users as you wish. With updates supplied as soon as they're available, you can be sure your documentation is current. For further information, email [bsmusales@bsigroup.com](mailto:bsmusales@bsigroup.com).

## BSI Group Headquarters

389 Chiswick High Road London W4 4AL UK

## Revisions

Our British Standards and other publications are updated by amendment or revision.

We continually improve the quality of our products and services to benefit your business. If you find an inaccuracy or ambiguity within a British Standard or other BSI publication please inform the Knowledge Centre.

## Copyright

All the data, software and documentation set out in all British Standards and other BSI publications are the property of and copyrighted by BSI, or some person or entity that owns copyright in the information used (such as the international standardization bodies) and has formally licensed such information to BSI for commercial publication and use. Except as permitted under the Copyright, Designs and Patents Act 1988 no extract may be reproduced, stored in a retrieval system or transmitted in any form or by any means – electronic, photocopying, recording or otherwise – without prior written permission from BSI. Details and advice can be obtained from the Copyright & Licensing Department.

## Useful Contacts:

### Customer Services

**Tel:** +44 845 086 9001

**Email (orders):** [orders@bsigroup.com](mailto:orders@bsigroup.com)

**Email (enquiries):** [cservices@bsigroup.com](mailto:cservices@bsigroup.com)

### Subscriptions

**Tel:** +44 845 086 9001

**Email:** [subscriptions@bsigroup.com](mailto:subscriptions@bsigroup.com)

### Knowledge Centre

**Tel:** +44 20 8996 7004

**Email:** [knowledgecentre@bsigroup.com](mailto:knowledgecentre@bsigroup.com)

### Copyright & Licensing

**Tel:** +44 20 8996 7070

**Email:** [copyright@bsigroup.com](mailto:copyright@bsigroup.com)



...making excellence a habit.™