

BS ISO 11639:2010



BSI Standards Publication

Aerospace — Part numbering for hose assemblies

NO COPYING WITHOUT BSI PERMISSION EXCEPT AS PERMITTED BY COPYRIGHT LAW

raising standards worldwide™

Copyright British Standards Institution
Provided by IHS under license with BSI - Uncontrolled Copy
No reproduction or networking permitted without license from IHS

Not for Resale



National foreword

This British Standard is the UK implementation of ISO 11639:2010.

The UK participation in its preparation was entrusted to Technical Committee ACE/69, Aerospace hydraulic systems, fluids and components.

A list of organizations represented on this committee can be obtained on request to its secretary.

This publication does not purport to include all the necessary provisions of a contract. Users are responsible for its correct application.

© BSI 2010

ISBN 978 0 580 60862 9

ICS 49.080

Compliance with a British Standard cannot confer immunity from legal obligations.

This British Standard was published under the authority of the Standards Policy and Strategy Committee on 31 July 2010

Amendments issued since publication

Date	Text affected
------	---------------

INTERNATIONAL STANDARD

BS ISO 11639:2010

ISO
11639

First edition
2010-06-01

Aerospace — Part numbering for hose assemblies

*Aéronautique et espace — Numerotation des éléments de systèmes de
tuyauterie*



Reference number
ISO 11639:2010(E)

© ISO 2010

PDF disclaimer

This PDF file may contain embedded typefaces. In accordance with Adobe's licensing policy, this file may be printed or viewed but shall not be edited unless the typefaces which are embedded are licensed to and installed on the computer performing the editing. In downloading this file, parties accept therein the responsibility of not infringing Adobe's licensing policy. The ISO Central Secretariat accepts no liability in this area.

Adobe is a trademark of Adobe Systems Incorporated.

Details of the software products used to create this PDF file can be found in the General Info relative to the file; the PDF-creation parameters were optimized for printing. Every care has been taken to ensure that the file is suitable for use by ISO member bodies. In the unlikely event that a problem relating to it is found, please inform the Central Secretariat at the address given below.



COPYRIGHT PROTECTED DOCUMENT

© ISO 2010

All rights reserved. Unless otherwise specified, no part of this publication may be reproduced or utilized in any form or by any means, electronic or mechanical, including photocopying and microfilm, without permission in writing from either ISO at the address below or ISO's member body in the country of the requester.

ISO copyright office
Case postale 56 • CH-1211 Geneva 20
Tel. + 41 22 749 01 11
Fax + 41 22 749 09 47
E-mail copyright@iso.org
Web www.iso.org

Published in Switzerland

Contents

Page

Foreword	iv
1 Scope	1
2 Terms and definitions	1
3 Construction of part numbers	1
3.1 Part number length	1
3.2 Basic numbers	1
3.3 Size codes	1
3.4 Assembly length codes	2
3.5 Assembly length tolerances	3
3.6 Fitting type codes	4
3.7 Fitting configuration codes	4
3.8 Orientation codes	5
3.9 General requirements	5
3.10 Limitations	6
4 Complex numbers	6
4.1 General	6
4.2 Hose assembly option codes	6
4.3 Sleeving Codes	7
5 Hose assembly part numbering guidelines	8
5.1 15-digit part numbers	8
5.2 20-digit part numbers	8

Foreword

ISO (the International Organization for Standardization) is a worldwide federation of national standards bodies (ISO member bodies). The work of preparing International Standards is normally carried out through ISO technical committees. Each member body interested in a subject for which a technical committee has been established has the right to be represented on that committee. International organizations, governmental and non-governmental, in liaison with ISO, also take part in the work. ISO collaborates closely with the International Electrotechnical Commission (IEC) on all matters of electrotechnical standardization.

International Standards are drafted in accordance with the rules given in the ISO/IEC Directives, Part 2.

The main task of technical committees is to prepare International Standards. Draft International Standards adopted by the technical committees are circulated to the member bodies for voting. Publication as an International Standard requires approval by at least 75 % of the member bodies casting a vote.

Attention is drawn to the possibility that some of the elements of this document may be the subject of patent rights. ISO shall not be held responsible for identifying any or all such patent rights.

ISO 11639 was prepared by Technical Committee ISO/TC 20, *Aircraft and space vehicles*, Subcommittee SC 10, *Aerospace fluid systems and components*.

.....

Aerospace — Part numbering for hose assemblies

1 Scope

This International Standard specifies a hose-assembly designation system and presents a part numbering scheme for aerospace fluid-system hose assemblies.

Standardization on certain numbering systems provides for numbering simplicity, ease of interchangeability, and the suppression (as required), standardization and limitation of usable codes.

2 Terms and definitions

For the purposes of this document the following terms and definitions apply.

2.1

basic standard number

stem number

number that is the drawing specification or standard number for a part or family of parts

2.2

dash number

all digits of a part number, other than the basic standard number, used to define and differentiate individual part configurations with the standard

2.3

non-significant dash number

dash number that is numerical, sequential and contains no coding

2.4

digit

number, alpha character or symbol that occupies a space within a part number

3 Construction of part numbers

3.1 Part number length

To the maximum extent possible, part numbers should be limited in length to 15 digits. Part numbers up to 20 digits in length are acceptable, if required to fully differentiate part numbers.

3.2 Basic numbers

It is recommended that the basic standard number be a maximum of seven digits in length.

3.3 Size codes

Size codes for hose assemblies shall be in accordance with Table 1. Hose assembly size codes shall be alphabetic.

Table 1 — Size codes

Hose or fitting size		Size code
Metric ^a	Imperial ^b	
DN05	-03	D
DN06	-04	E
DN08	-05	F
DN10	-06	G
DN12	-08	H
DN16	-10	J
DN20	-12	K
DN25	-16	M
DN32	-20	N
DN40	-24	P
DN50	-32	R

^a DN size in millimetres, example: DN05; 5 mm.
^b Dash size in 1/16 inch, example: -05 = 5/16 inch diameter.

3.4 Assembly length codes

— 15-digit part numbers

Metric = three-digit code as given in Table 2.

Inch = three digits in inches: first two digits in whole inches, last digit in 1/8 inch.

— 20-digit part numbers

Metric = four digits in millimetres.

Inch = four digits in inches: first three digits in whole inches, last digit in 1/8 inch.

Hose assembly lengths shall be coded in whole millimetres.

The length code of a hose assembly shall always be three digits long, using zeros when necessary.

For hose assemblies length ≥ 1 m, the length code shall be defined using a prefix letter.

Table 2 — Three-digit metric assembly length codes

Length mm	Three-digit metric code
0 to 999	000 to 999
1 000 to 1 099	A00 to A99
1 100 to 1 199	B00 to B99
1 200 to 1 299	C00 to C99
1 300 to 1 399	D00 to D99
1 400 to 1 499	E00 to E99
1 500 to 1 599	F00 to F99
1 600 to 1 699	G00 to G99
1 700 to 1 799	H00 to H99
1 800 to 1 899	J00 to J99
1 900 to 1 999	K00 to K99
2 000 to 2 099	L00 to L99
2 100 to 2 199	M00 to M99
2 200 to 2 299	N00 to N99
2 300 to 2 399	P00 to P99
2 400 to 2 499	R00 to R99
2 500 to 2 599	S00 to S99
2 600 to 2 699	T00 to T99
2 700 to 2 799	U00 to U99
2 800 to 2 899	V00 to V99
2 900 to 2 999	W00 to W99
3 000 to 3 099	Y00 to Y99

3.5 Assembly length tolerances

The tolerances on assembly lengths shall be as follows.

- a) $\pm 3,2$ mm for lengths under 0,46 m;
 $\pm 0,125$ in for lengths under 18 in.
- b) $\pm 6,4$ mm for lengths from 0,46 to 0,91 m exclusive;
 $\pm 0,125$ in for lengths under 18 in.
- c) $\pm 12,7$ mm for lengths from 0,91 to 1,3 m exclusive;
 $\pm 0,500$ in for lengths from 36 to 50 in exclusive.
- d) ± 1 % for lengths of 1,3 m and over;
 ± 1 % for lengths of 50 in and over.

3.6 Fitting type codes

Fitting type codes shall be in accordance with Table 3.


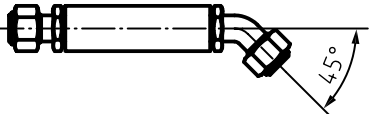
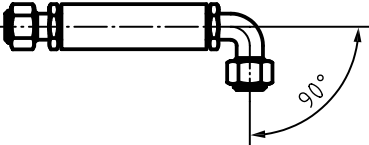
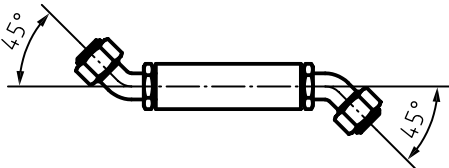
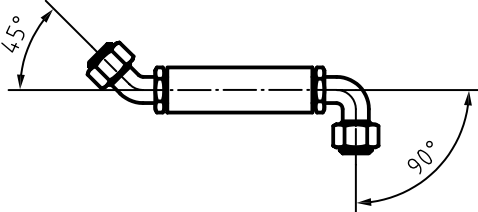
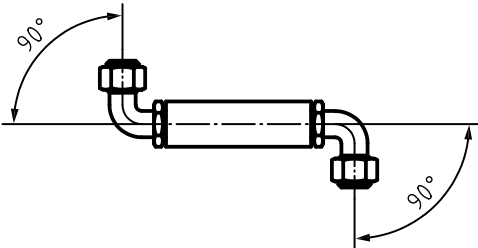
Table 3 — Fitting type codes

Code	Fitting thread type
M	Metric (mm)
E	Imperial (inch)

3.7 Fitting configuration codes

Fitting configuration codes for hose assemblies shall be in accordance with Table 4.

Table 4 — Fitting configuration codes

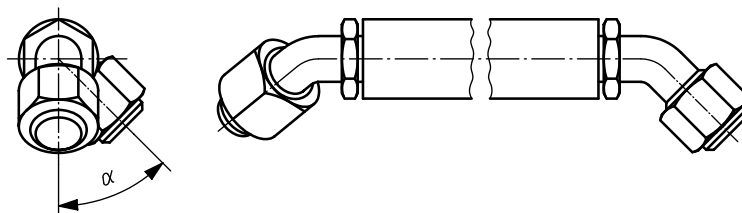
Assembly ^a	Code
	A
	B
	C
	D
	E
	F

^a The fitting shape is given for information only.

3.8 Orientation codes

Double-elbow hose assemblies or other hose assemblies requiring end coupling orientation shall have a three-digit orientation code, given in whole degrees, using zeros when necessary. The angle is determined with anti-clockwise orientation from the datum position given by the end coupling nearest to the observer.

See Figure 1 and Table 5.



The angle, α , shall be in accordance with Table 5.

Figure 1 — Angle determining end coupling orientation code

Table 5 — Orientation codes

Angle α degrees	Code letter	Angle α degrees	Code letter
0,0		165,0	L
15,0	A	180,0	M
30,0	B	195,0	N
45,0	C	210,0	P
60,0	D	225,0	R
75,0	E	240,0	S
90,0	F	255,0	T
105,0	G	270,0	U
120,0	H	285,0	V
135,0	J	300,0	W
150,0	K	330,0	Y

3.9 General requirements

Whenever possible, a hyphen (-) should be used to separate numbers from each other (in lieu of a space) but should not be used to separate letter codes from numbers. Running letter or number codes consecutively should be avoided but is not prohibited. A hyphen shall constitute one digit.

If consecutive number codes or letter codes are used, no more than four successive number or letter codes shall be used, and adjacent codes shall not be ambiguous in meaning.

When establishing a new basic series of numbering, issuance of the short basic standard number series should be limited to those parts requiring long, complex dash numbers, their use being justified in order to stay within the 15-digit limitation. Typical fluid system parts requiring this would be hose assemblies and reducer/expander tee fittings. A short basic standard number may also be needed to stay within the 20-digit limitation.

3.10 Limitations

The following limitations apply.

- Letters, “I”, “O”, “Q”, “X”, and “Z” shall not be used. Other letters shall be upper-case (capitalized).
- Numbers shall be Arabic numerals.
- Blank spaces are not permitted.
- Symbols such as parentheses (), asterisk *, degree °, plus + and minus – shall not be used, except when referencing a government or industry document whose identification contains such a symbol.
- The total length of the part number, including the dash number(s), shall not exceed 15 digits, except under special circumstances, where the part number length may be a maximum of 20 digits.
- The dash number shall have the same characteristics as the basic standard number and may be composed of numbers, letters or any combination thereof.
- Part standard drawing revision letters (if any) shall not be included in the part number.

4 Complex numbers

4.1 General

The following option codes, sleeving codes, numeric size codes, letter size codes, length codes, and angular orientation codes are established standards for use in the construction of significant part numbers.

Use of these codes is not mandatory if a non-significant numbering discipline is used.

4.2 Hose assembly option codes

Option code letters to be used in the part number shall be in accordance with Table 6.

Table 6 — Option codes

Code letter	Options
L	Tie wire holes
N	Dry film lubricated
H	Tie wire holes and dry film lubricated threads

4.3 Sleeving Codes

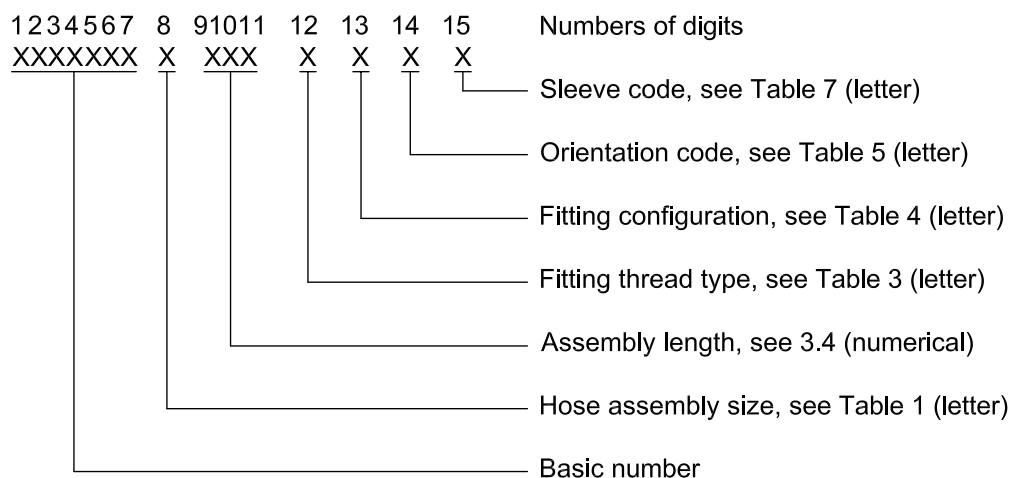
Sleeving code letters for each part standard shall be in accordance with Table 7.

Table 7 — Sleeving codes

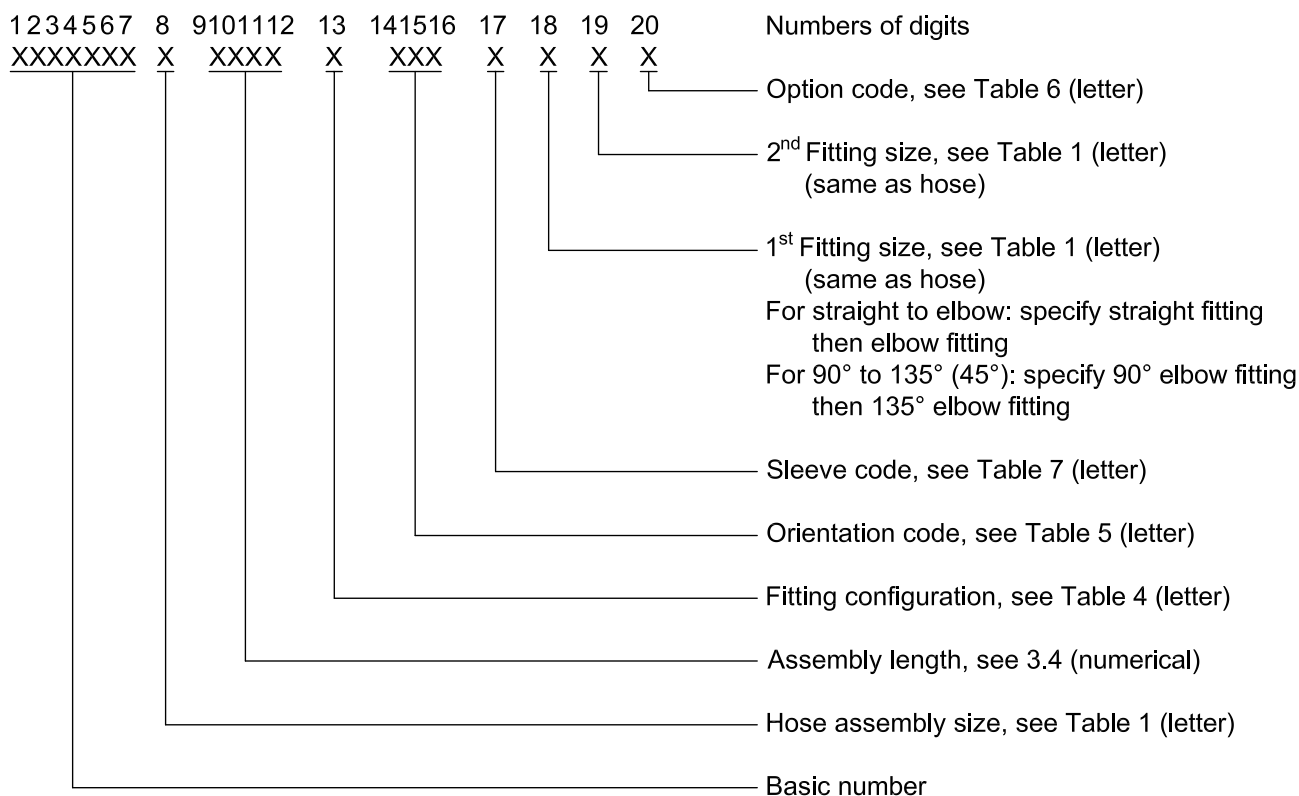
Sleeve code	Sleeve description	Temperature limits	
		°C	°C
	Hose only	Hose specification limits	
A	Abrasion sleeve, tubular, PTFE, black	-54 to 232	-65 to 450
B	Abrasion sleeve, spiral coil, nylon, black	-54 to 135	-65 to 275
C	Firesleeve, tubular, silicone, fibreglass, 15 min duration, fireproof Sil-FG	-54 to 232	-65 to 450
D	Abrasion sleeve, internal, silicone	-54 to 177	-65 to 350
		Inactive for new design superseded by code K	
E	Abrasion sleeve, heat shrink, FEP	-54 to 177	-65 to 350
F	Abrasion sleeve, heat shrink polyolefin, black	-54 to 135	-65 to 275
G	Firesleeve, tubular, silicone fibreglass, 5 min duration, fire resistant Sil-FG	-54 to 232	-65 to 450
H	Firesleeve, integral, silicone, 15 min duration, fire proof	-54 to 232	-65 to 450
J	Firesleeve, integral, silicone, 5 min duration, fire resistant	-54 to 232	-65 to 450
K	Abrasion sleeve, integral braided, polyester	-54 to 149	-65 to 300
L	Abrasion sleeve, spiral coil, PTFE	-54 to 232	-65 to 450
M	Abrasion sleeve, spiral coil, butyrate, black	-18 to 93	0 to 200
		Inactive for new design	
N	Firesleeve, tubular, silicone fibreglass, snug-fit, 15 min duration, fire proof Sil-FG	-54 to 232	-65 to 450
		Inactive for new design	

5 Hose assembly part numbering guidelines

5.1 15-digit part numbers



5.2 20-digit part numbers



.....

ICS 49.080

Price based on 8 pages

.....

British Standards Institution (BSI)

BSI is the independent national body responsible for preparing British Standards and other standards-related publications, information and services.

It presents the UK view on standards in Europe and at the international level.

It is incorporated by Royal Charter.

Revisions

British Standards are updated by amendment or revision. Users of British Standards should make sure that they possess the latest amendments or editions.

It is the constant aim of BSI to improve the quality of our products and services. We would be grateful if anyone finding an inaccuracy or ambiguity while using this British Standard would inform the Secretary of the technical committee responsible, the identity of which can be found on the inside front cover.

Tel: +44 (0)20 8996 9001 Fax: +44 (0)20 8996 7001

BSI offers Members an individual updating service called PLUS which ensures that subscribers automatically receive the latest editions of standards.

Tel: +44 (0)20 8996 7669 Fax: +44 (0)20 8996 7001

Email: plus@bsigroup.com

Buying standards

You may buy PDF and hard copy versions of standards directly using a credit card from the BSI Shop on the website www.bsigroup.com/shop. In addition all orders for BSI, international and foreign standards publications can be addressed to BSI Customer Services.

Tel: +44 (0)20 8996 9001 Fax: +44 (0)20 8996 7001

Email: orders@bsigroup.com

In response to orders for international standards, it is BSI policy to supply the BSI implementation of those that have been published as British Standards, unless otherwise requested.

Information on standards

BSI provides a wide range of information on national, European and international standards through its Knowledge Centre.

Tel: +44 (0)20 8996 7004 Fax: +44 (0)20 8996 7005

Email: knowledgecentre@bsigroup.com

Various BSI electronic information services are also available which give details on all its products and services.

Tel: +44 (0)20 8996 7111 Fax: +44 (0)20 8996 7048

Email: info@bsigroup.com

BSI Subscribing Members are kept up to date with standards developments and receive substantial discounts on the purchase price of standards. For details of these and other benefits contact Membership Administration.

Tel: +44 (0)20 8996 7002 Fax: +44 (0)20 8996 7001

Email: membership@bsigroup.com

Information regarding online access to British Standards via British Standards Online can be found at www.bsigroup.com/BSOL

Further information about BSI is available on the BSI website at www.bsigroup.com/standards

Copyright

Copyright subsists in all BSI publications. BSI also holds the copyright, in the UK, of the publications of the international standardization bodies. Except as permitted under the Copyright, Designs and Patents Act 1988 no extract may be reproduced, stored in a retrieval system or transmitted in any form or by any means – electronic, photocopying, recording or otherwise – without prior written permission from BSI. This does not preclude the free use, in the course of implementing the standard of necessary details such as symbols, and size, type or grade designations. If these details are to be used for any other purpose than implementation then the prior written permission of BSI must be obtained. Details and advice can be obtained from the Copyright & Licensing Manager.

Tel: +44 (0)20 8996 7070

Email: copyright@bsigroup.com

BSI Group Headquarters

389 Chiswick High Road London W4 4AL UK

Tel +44 (0)20 8996 9001

Fax +44 (0)20 8996 7001

www.bsigroup.com/standards

raising standards worldwide™

Copyright British Standards Institution
Provided by IHS under license with BSI - Uncontrolled Copy
No reproduction or networking permitted without license from IHS

Not for Resale

