

BS ISO 10897:2016



BSI Standards Publication

Collets for tool holders with taper ratio 1:10 — Collets, holders, nuts

National foreword

This British Standard is the UK implementation of ISO 10897:2016. It supersedes BS ISO 10897:1996 which is withdrawn.

The UK participation in its preparation was entrusted to Technical Committee MTE/15, Hand tools.

A list of organizations represented on this committee can be obtained on request to its secretary.

This publication does not purport to include all the necessary provisions of a contract. Users are responsible for its correct application.

© The British Standards Institution 2016. Published by BSI Standards Limited 2016

ISBN 978 0 580 93328 8

ICS 25.060.20

Compliance with a British Standard cannot confer immunity from legal obligations.

This British Standard was published under the authority of the Standards Policy and Strategy Committee on 30 September 2016.

Amendments issued since publication

Date	Text affected
------	---------------

INTERNATIONAL
STANDARD

BS ISO 10897:2016

ISO
10897

Second edition
2016-09-01

**Collets for tool holders with taper
ratio 1:10 — Collets, holders, nuts**

*Pinces de serrage pour mandrins à conicité 1:10 — Pinces, mandrins
à pinces, écrous de serrage*



Reference number
ISO 10897:2016(E)

© ISO 2016



COPYRIGHT PROTECTED DOCUMENT

© ISO 2016, Published in Switzerland

All rights reserved. Unless otherwise specified, no part of this publication may be reproduced or utilized otherwise in any form or by any means, electronic or mechanical, including photocopying, or posting on the internet or an intranet, without prior written permission. Permission can be requested from either ISO at the address below or ISO's member body in the country of the requester.

ISO copyright office
Ch. de Blandonnet 8 • CP 401
CH-1214 Vernier, Geneva, Switzerland
Tel. +41 22 749 01 11
Fax +41 22 749 09 47
copyright@iso.org
www.iso.org

Contents

	Page
Foreword	iv
1 Scope	1
2 Normative references	1
3 Dimensions	1
3.1 General.....	1
3.2 Collet.....	1
3.3 Holder.....	3
3.4 Nut.....	4
3.5 Collet run-out tolerances.....	5
4 Material	6
4.1 Collet.....	6
4.2 Nut.....	6
5 Manufacturing requirements	7
5.1 Collet.....	7
5.2 Holder.....	7
5.3 Nut.....	7
6 Designation	7
6.1 Collet.....	7
6.2 Holder.....	7
6.3 Nut.....	8
6.4 Test mandrel.....	8
7 Marking	8
8 Operational set up	8
Annex A (normative) Cone angle tolerances AT3 and AT4	10
Annex B (informative) Relationship between designations in ISO 10897 and ISO 13399	11
Bibliography	12

Foreword

ISO (the International Organization for Standardization) is a worldwide federation of national standards bodies (ISO member bodies). The work of preparing International Standards is normally carried out through ISO technical committees. Each member body interested in a subject for which a technical committee has been established has the right to be represented on that committee. International organizations, governmental and non-governmental, in liaison with ISO, also take part in the work. ISO collaborates closely with the International Electrotechnical Commission (IEC) on all matters of electrotechnical standardization.

The procedures used to develop this document and those intended for its further maintenance are described in the ISO/IEC Directives, Part 1. In particular the different approval criteria needed for the different types of ISO documents should be noted. This document was drafted in accordance with the editorial rules of the ISO/IEC Directives, Part 2 (see www.iso.org/directives).

Attention is drawn to the possibility that some of the elements of this document may be the subject of patent rights. ISO shall not be held responsible for identifying any or all such patent rights. Details of any patent rights identified during the development of the document will be in the Introduction and/or on the ISO list of patent declarations received (see www.iso.org/patents).

Any trade name used in this document is information given for the convenience of users and does not constitute an endorsement.

For an explanation on the meaning of ISO specific terms and expressions related to conformity assessment, as well as information about ISO's adherence to the WTO principles in the Technical Barriers to Trade (TBT), see the following URL: [Foreword — Supplementary information](#).

The committee responsible for this document is ISO/TC 29, *Small tools*, Subcommittee SC 2, *Holding tools, adaptive items and interfaces*.

This second edition cancels and replaces the first edition (ISO 10897:1996), of which it constitutes a minor revision with the addition of [Annex B](#), showing the relationship between the symbols in this International Standard and the symbols in the ISO 13399 series.

Collets for tool holders with taper ratio 1:10 — Collets, holders, nuts

1 Scope

This International Standard specifies the dimensions, materials and manufacturing requirements, and designation of collets for tools with cylindrical shanks and their corresponding holders and nuts. For non-standardized clamping devices, such as clamping devices specified in drawings, these holders can be agreed upon between customer and supplier.

Form A applies where a clamping range of H10 is sufficient.

Form B can be used for any application without lateral cutting load.

[Annex A](#) specifies the values for AT3 tolerance and AT4 tolerance.

2 Normative references

The following documents, in whole or in part, are normatively referenced in this document and are indispensable for its application. For dated references, only the edition cited applies. For undated references, the latest edition of the referenced document (including any amendments) applies.

ISO 2768-1, *General tolerances — Part 1: Tolerances for linear and angular dimensions without individual tolerance indications*

3 Dimensions

3.1 General

All dimensions and tolerances are given in millimetres. Tolerances not specified shall be of tolerance class “m” in accordance with ISO 2768-1.

3.2 Collet

The dimensions of the collet shall be in accordance with the dimensions shown in [Figure 1](#) and [Figure 2](#) and given in [Table 1](#).

Surface roughness in micrometres
 $\sqrt{Rz\ 10}$ ($\sqrt{Rz\ 2,5}$ $\sqrt{Rz\ 6,3}$)

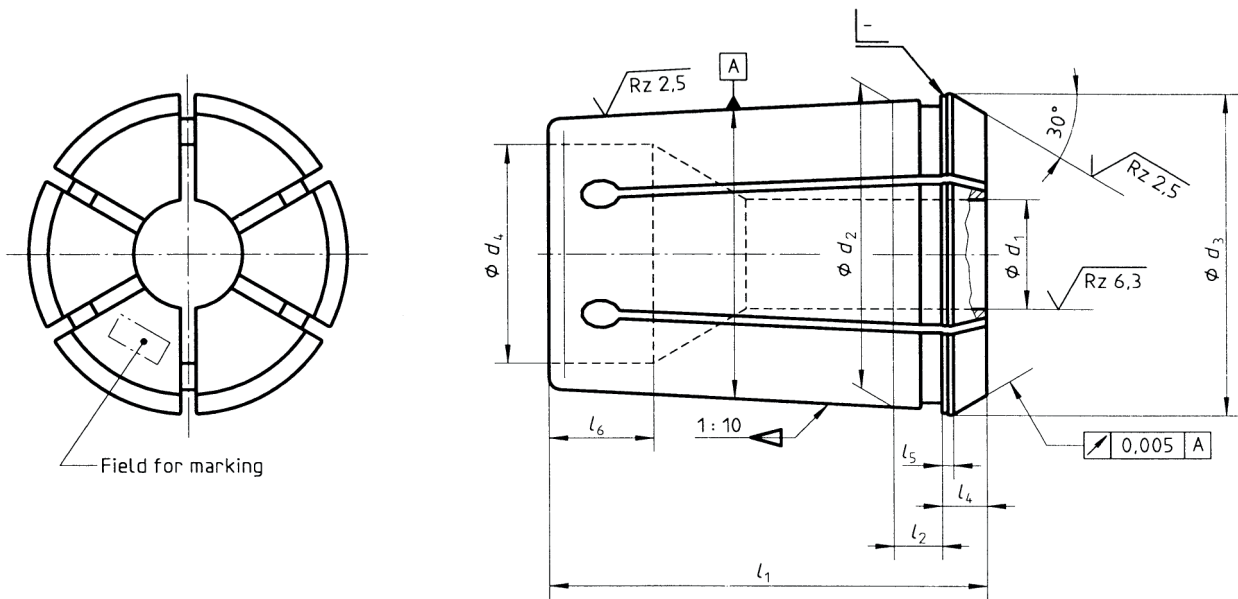


Figure 1 — Collet form A, unilaterally slotted, with short clamping bore for cylindrical shanks

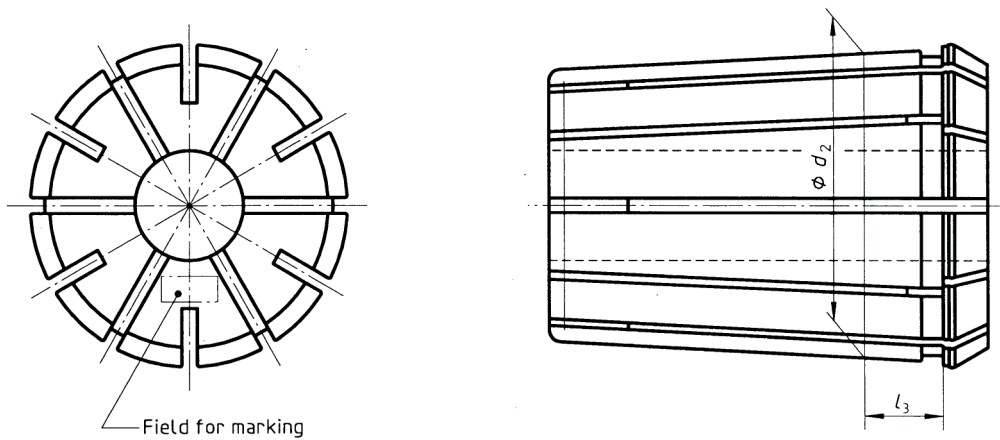


Figure 2 — Collet form B, bilaterally slotted, with continuous clamping bore for cylindrical shanks

Table 1 — Collet dimensions

Nominal size	d_1 H7				d_2	d_3 0 -0,5	d_4 +0,1 0	l_1	l_2	l_3	l_4	l_5	l_6 $\pm 0,2$
	Form A ^a		Form B ^b										
	from (incl.)	up to (incl.)	from (incl.)	up to (incl.)									
6	1	6	—	—	10,0	11,5	7	21	4	—	3,5	0,5	6
8	1	8	—	—	12,65	14,5	8,8	26	4,5	—	4	0,8	7
10	1	10	—	—	15,15	17,2	10,2	30	4,5	—	4,5	0,8	6,5
12	1	12	—	—	17,75	19,8	12,3	34	4,5	—	5	1,1	8
16	2	16	5	16	22,65	25,5	16,1	40	5,5	9,5	5,5	1,2	10
20	2	20	6	20	27,4	29,8	20,3	45	6	10	6	1,35	10
25	2	25	6	25	32,9	35,05	25,1	52	6	10	6	1,4	11
32	4	32	10	32	41,3	43,7	32,1	60	7	11	6	1,45	12
40	6	29,5	30	40	49,7	52,2	39,5	68	8	12	6	1,45	13,5
50	8	29,5	30	50	61,1	63,8	49,5	80	9	13	7	1,55	17

^a For clamping range H10.
^b For clamping range $\begin{matrix} 0 \\ -0,5 \end{matrix}$.

3.3 Holder

The dimensions of the holder shall be in accordance with the dimensions shown in [Figure 3](#) and given in [Table 2](#).

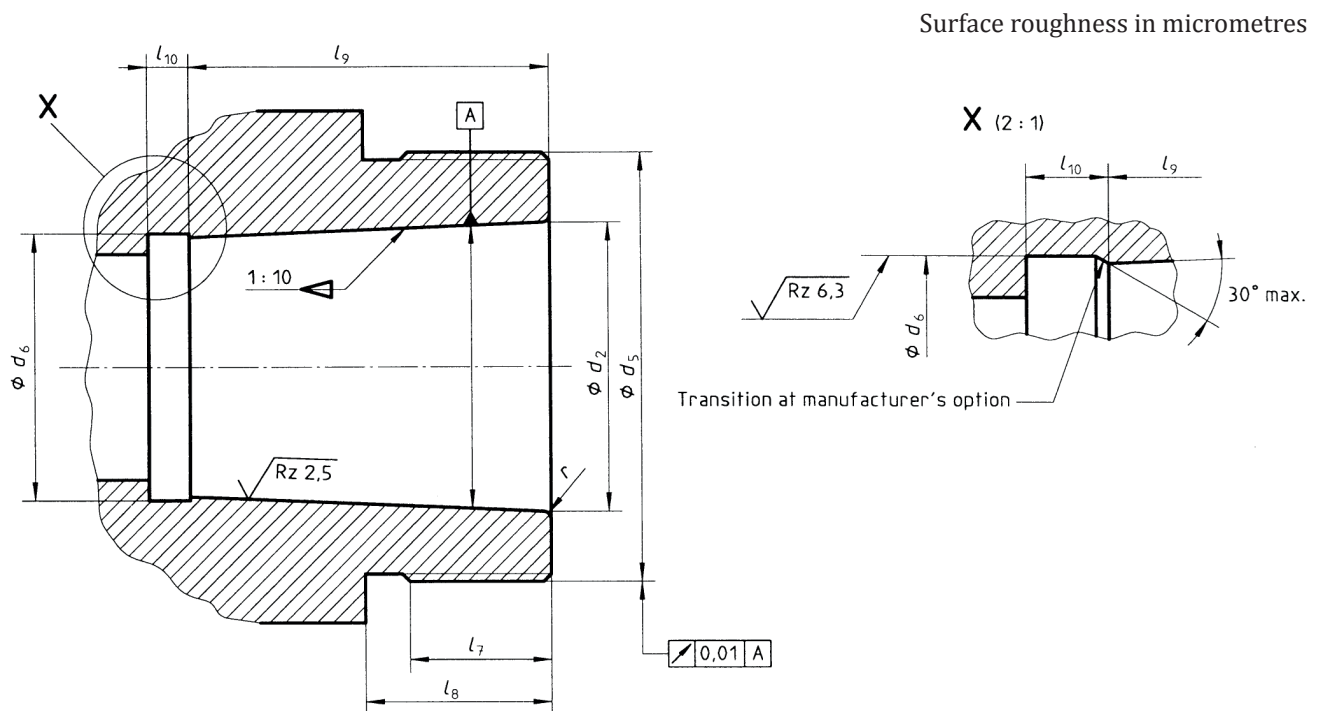


Figure 3 — Holder form C

Table 2 — Holder dimensions

Nominal size		6	8	10	12	16	20	25	32	40	50
d_2	H7	10	12,65	15,15	17,75	22,65	27,4	32,9	41,3	49,7	61,1
d_5	6g	M14×1	M20×1,5	M22×1,5	M27×1,5	M33×1,5	M42×2	M48×2	M60×2,5	M68×2,5	M80×2,5
d_6	$\begin{matrix} +0,5 \\ 0 \end{matrix}$	8,5	10,8	12,9	15,1	19,6	23,9	28,7	36,4	44,1	54,5
l_7		8	10	10	11	15	16	18	21	24	27
l_8		11	15	15	16	18	22	24	27	30	33
l_9		16	20	24	28	32	36	43	51	59	69
l_{10}	min.	3	3	4	4	5	5	5	6	6	6
r		0,5	0,5	0,6	0,6	1	1	1	1,6	1,6	1,6

3.4 Nut

The dimensions of the nut shall be in accordance with the dimensions shown in [Figure 4](#) and given in [Table 3](#).

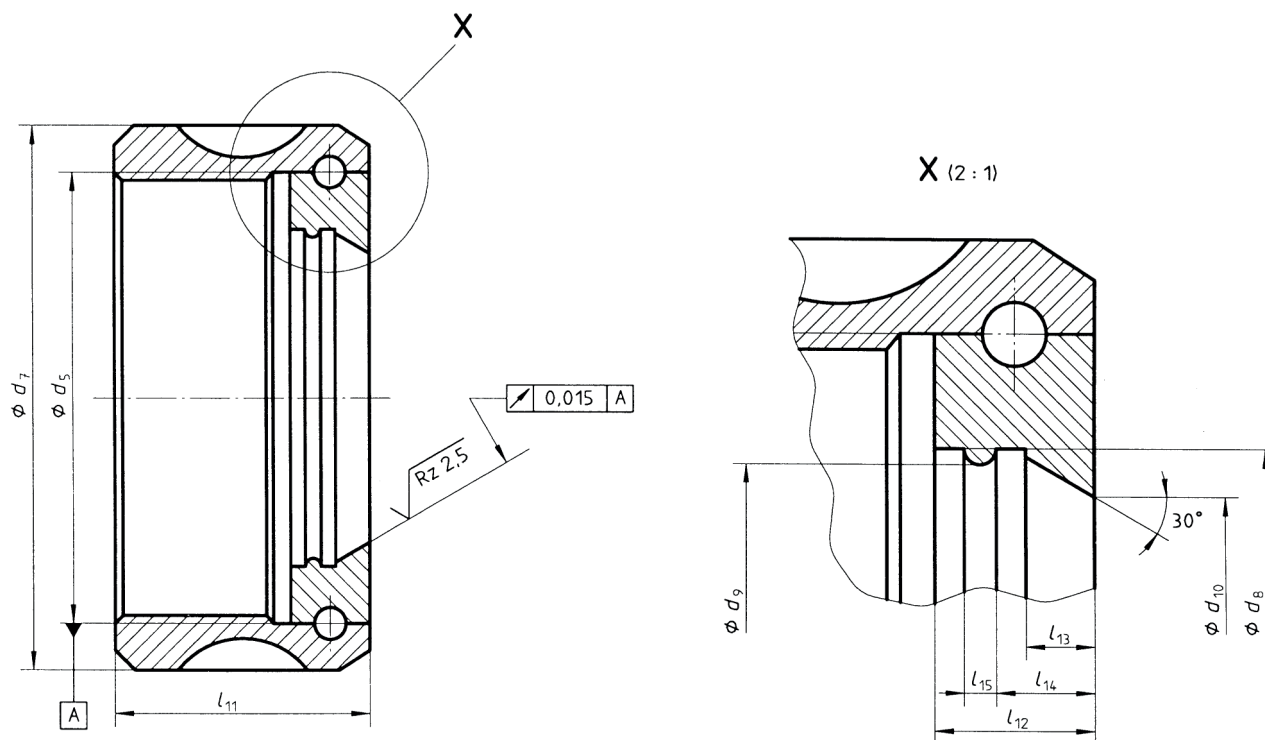


Figure 4 — Nut form D

Table 3 — Nut dimensions

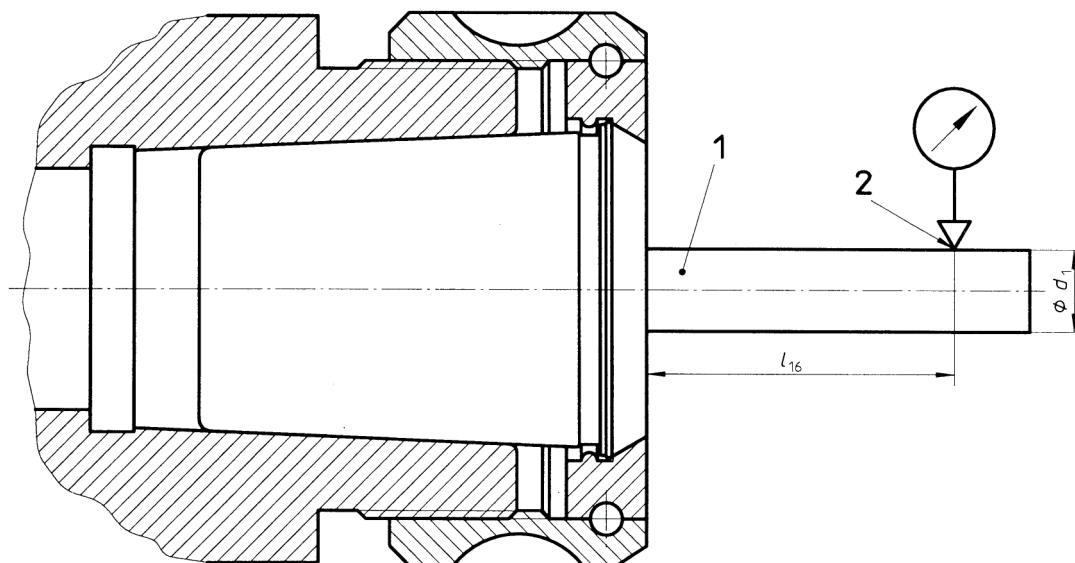
Nominal size		6	8	10	12	16	20	25	32	40	50
d_5	H6	M14×1	M20×1,5	M22×1,5	M27×1,5	M33×1,5	M42×2	M48×2	M60×2,5	M68×2,5	M80×2,5
d_7		18	26	30	35	43	50	60	72	85	100
d_8	$\begin{matrix} +0,1 \\ 0 \end{matrix}$	11,6	15,1	18	20,3	25,8	30,2	35,6	44,3	53,1	64,7
d_9	$\begin{matrix} +0,1 \\ 0 \end{matrix}$	10,9	13,85	16,4	19,0	24,6	28,7	33,8	42,5	51,0	62,6
d_{10}		7,7	10,7	12,8	15,2	20,2	24,1	29,7	38,5	46,6	57
l_{11}		14	19	19	20	24	28	30	33,5	37	43
l_{12}		5,2	5,75	6,05	6,75	9	10	10,5	10,5	11	13
l_{13}		2,5	2,5	2,8	3	4	4,5	4,5	4,5	4,5	5
l_{14}	$\begin{matrix} +0,1 \\ 0 \end{matrix}$	4	4,25	4,55	5,25	5,65	6,35	6,3	6,3	7	8,25
l_{15}	$\begin{matrix} +0,05 \\ 0 \end{matrix}$	1,2	1,5	1,5	1,5	1,5	1,5	2	2	2	2,5

3.5 Collet run-out tolerances

[Table 4](#) specifies collet run-out tolerances. These tolerances shall be checked as shown in [Figure 5](#) by the introduction of a test mandrel into the collet.

The diameter of the test mandrel is the nominal diameter of the collet. For the test mandrel, the following specifications apply:

- a) diameter tolerance: H6;
- b) cylindricity: 0,002 mm;
- c) parallelism: 0,002 mm;
- d) roundness: 0,002 mm;
- e) surface without longitudinal marks;
- f) maximum surface roughness $R_z = 4 \mu\text{m}$;
- g) surface hardness: $(58 \begin{matrix} +3 \\ 0 \end{matrix})$ HRC.



Key

- 1 test mandrel
- 2 test point

Figure 5 — Testing of run-out

Table 4 — Collet run-out tolerance values

d_1 H7 Nominal diameter		l_{16}	Run-out tolerance ^a	
above	up to (included)		class 1	class 2
1 (included)	1,6	6	0,01	0,015
1,6	3	10		
3	6	16		
6	10	25		
10	18	40	0,015	0,02
18	24	50		
24	30	60		
30	50	80	0,02	0,03

NOTE In the case of applications where run-out tolerances class 1 are required, the accuracy of the whole system (machine tool spindle, holder, collet and tool) should be observed.

^a Normal style collets are designed with run-out tolerance class 2. If class 1 is required, it shall be given separately, see 5.1.

4 Material

4.1 Collet

Steel shall be at the manufacturer's discretion with a tensile strength of at least 700 N/mm².

4.2 Nut

Steel shall be at the manufacturer's discretion.

5 Manufacturing requirements

5.1 Collet

Collet form A: Bore and taper hardened, hardness (56^{+4}_0) HRC.

Collet form B: Bore and taper hardened, hardness (44^{+4}_0) HRC.

Tolerances of taper: AT3 in accordance with [Table A.1](#).

Run-out tolerance: Class 2, for normal styles.

5.2 Holder

Taper bore hardened, hardness (58^{+4}_0) HRC.

Tolerances of taper: AT4 in accordance with [Table A.2](#).

5.3 Nut

The design shall be at the manufacturer's discretion.

6 Designation

6.1 Collet

A collet in accordance with this International Standard shall be designated by the following:

- a) the term "Collet";
- b) reference to this International Standard (i.e. ISO 10897);
- c) form (A or B);
- d) nominal size;
- e) nominal diameter, d_1 (in millimetres);
- f) run-out tolerance (in the case of class 1).

EXAMPLE 1 A collet of form A, nominal size 32 and nominal diameter $d_1 = 10$ mm is designated as follows

Collet ISO 10897 - A 32 × 10

EXAMPLE 2 A collet of form A, nominal size 32, nominal diameter $d_1 = 10$ mm and of run-out tolerance class 1 is designated as follows:

Collet ISO 10897 - A 32 × 10 Cl1

6.2 Holder

A holder in accordance with this International Standard shall be designated by the following:

- a) the term "Holder";
- b) reference to this International Standard (i.e. ISO 10897);
- c) form C;
- d) nominal size.

EXAMPLE A holder of form C and nominal size 32 is designated as follows:

Holder ISO 10897 - C 32

6.3 Nut

A nut in accordance with this International Standard shall be designated by the following:

- a) the term “Nut”;
- b) reference to this International Standard (i.e. ISO 10897);
- c) form D;
- d) nominal size.

EXAMPLE A nut of form D and nominal size 32 is designated as follows:

Nut ISO 10897 - D 32

6.4 Test mandrel

A test mandrel in accordance with this International Standard shall be designated by the following:

- a) the term “Test mandrel”;
- b) reference to this International Standard (i.e. ISO 10897);
- c) diameter, d_1 (in millimetres).

EXAMPLE A test mandrel of diameter $d_1 = 10$ mm is designated as follows:

Test mandrel ISO 10897 - 10

7 Marking

A collet in accordance with this International Standard shall be marked with

- the relevant nominal diameter, and
- the name or trademark of the manufacturer.

8 Operational set up

The dimensions for operational set up shall be in accordance with the dimensions shown in [Figure 6](#) and given in [Table 5](#).

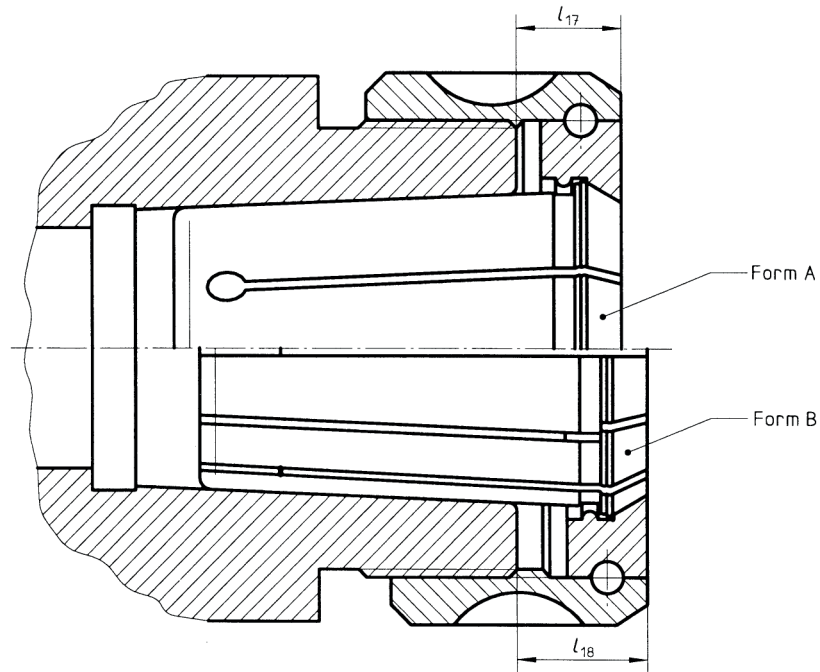


Figure 6 — Example of operational set up

Table 5 — Dimensions for operational set up

Nominal size	l_{17} max.	l_{18} max.
6	7,5	—
8	8,5	—
10	9	—
12	9,5	—
16	11	15
20	12	16
25	12	16
32	13	17
40	14	18
50	16	20

Annex A (normative)

Cone angle tolerances AT3 and AT4

This annex specifies the values for AT3 tolerance (see [Table A.1](#)) and AT4 tolerance (see [Table A.2](#)) from ISO 1947, which has been withdrawn.

Table A.1 — Cone angle tolerance AT3

Range of cone lengths <i>L</i> mm		AT_α		AT_D^a
over	up to	μrad	seconds	μm
6	10	125	26	0,8 .. 1,3
10	16	100	21	1 1,6
16	25	80	16	1,3 .. 2
25	40	63	13	1,6 .. 2,5
40	63	50	10	2 3,2

^a AT_D is calculated from the constant AT_α value within a range of cone lengths.

Table A.2 — Cone angle tolerance AT4

Range of cone lengths <i>L</i> mm		AT_α		AT_D^a
over	up to	μrad	seconds	μm
6	10	200	41	1,3 ... 2
10	16	160	33	1,6 ... 2,5
16	25	125	26	2 3,2
25	40	100	21	2,5 ... 4
40	63	80	16	3,2 ... 5

^a AT_D is calculated from the constant AT_α value within a range of cone lengths.

Annex B (informative)

Relationship between designations in ISO 10897 and ISO 13399

For the relationship between the symbols in this International Standard and symbols in ISO 13399, see [Table B.1](#).

Table B.1 — Relationship between symbols in ISO 10897 and the ISO 13399 series

ISO 10897		ISO 13399		
Symbol	Reference	Property name	Symbol	Reference BSU code
l_1	Figure 1	overall length	OAL	ISO/TS 13399-4 71D078EB7C086
l_2	Figure 1	gauge diameter distance	LDG	ISO/TS 13399-4 727BA921CDF0C
l_3	Figures 2 and 3	gauge diameter distance	LDG	ISO/TS 13399-4 727BA921CDF0C
l_4	Figure 1	distance to face	LFSF	ISO/TS 13399-4 727BE4DF9AF4A
l_5	Figure 1	—	—	—
l_6	Figure 1	length collet offset bore	LCOB	ISO/TS 13399-4 72724DF34868D
d_1	Figure 1	connection diameter workpiece side	DCONWS	ISO/TS 13399-4 7272379A5F325
d_2	Figures 1 and 2	functional diameter	DFC	ISO/TS 13399-4 7272379AD9C85
d_3	Figure 1	body diameter	BD	ISO/TS 13399-4 71ED6A9AF7D1D
d_4	Figure 1	diameter collet offset bore	DCOB	ISO/TS 13399-4 7272379998737

Bibliography

- [1] ISO 1947¹⁾, *System of cone tolerances for conical workpieces form $C = 1:3$ to $1:500$ and lengths from 6 to 630 mm*
- [2] ISO 13399 (all parts), *Cutting tool data representation and exchange*

1) Withdrawn.

British Standards Institution (BSI)

BSI is the national body responsible for preparing British Standards and other standards-related publications, information and services.

BSI is incorporated by Royal Charter. British Standards and other standardization products are published by BSI Standards Limited.

About us

We bring together business, industry, government, consumers, innovators and others to shape their combined experience and expertise into standards-based solutions.

The knowledge embodied in our standards has been carefully assembled in a dependable format and refined through our open consultation process. Organizations of all sizes and across all sectors choose standards to help them achieve their goals.

Information on standards

We can provide you with the knowledge that your organization needs to succeed. Find out more about British Standards by visiting our website at bsigroup.com/standards or contacting our Customer Services team or Knowledge Centre.

Buying standards

You can buy and download PDF versions of BSI publications, including British and adopted European and international standards, through our website at bsigroup.com/shop, where hard copies can also be purchased.

If you need international and foreign standards from other Standards Development Organizations, hard copies can be ordered from our Customer Services team.

Copyright in BSI publications

All the content in BSI publications, including British Standards, is the property of and copyrighted by BSI or some person or entity that owns copyright in the information used (such as the international standardization bodies) and has formally licensed such information to BSI for commercial publication and use.

Save for the provisions below, you may not transfer, share or disseminate any portion of the standard to any other person. You may not adapt, distribute, commercially exploit, or publicly display the standard or any portion thereof in any manner whatsoever without BSI's prior written consent.

Storing and using standards

Standards purchased in soft copy format:

- A British Standard purchased in soft copy format is licensed to a sole named user for personal or internal company use only.
- The standard may be stored on more than 1 device provided that it is accessible by the sole named user only and that only 1 copy is accessed at any one time.
- A single paper copy may be printed for personal or internal company use only.

Standards purchased in hard copy format:

- A British Standard purchased in hard copy format is for personal or internal company use only.
- It may not be further reproduced – in any format – to create an additional copy. This includes scanning of the document.

If you need more than 1 copy of the document, or if you wish to share the document on an internal network, you can save money by choosing a subscription product (see 'Subscriptions').

Reproducing extracts

For permission to reproduce content from BSI publications contact the BSI Copyright & Licensing team.

Subscriptions

Our range of subscription services are designed to make using standards easier for you. For further information on our subscription products go to bsigroup.com/subscriptions.

With **British Standards Online (BSOL)** you'll have instant access to over 55,000 British and adopted European and international standards from your desktop. It's available 24/7 and is refreshed daily so you'll always be up to date.

You can keep in touch with standards developments and receive substantial discounts on the purchase price of standards, both in single copy and subscription format, by becoming a **BSI Subscribing Member**.

PLUS is an updating service exclusive to BSI Subscribing Members. You will automatically receive the latest hard copy of your standards when they're revised or replaced.

To find out more about becoming a BSI Subscribing Member and the benefits of membership, please visit bsigroup.com/shop.

With a **Multi-User Network Licence (MUNL)** you are able to host standards publications on your intranet. Licences can cover as few or as many users as you wish. With updates supplied as soon as they're available, you can be sure your documentation is current. For further information, email subscriptions@bsigroup.com.

Revisions

Our British Standards and other publications are updated by amendment or revision.

We continually improve the quality of our products and services to benefit your business. If you find an inaccuracy or ambiguity within a British Standard or other BSI publication please inform the Knowledge Centre.

Useful Contacts

Customer Services

Tel: +44 345 086 9001

Email (orders): orders@bsigroup.com

Email (enquiries): cservices@bsigroup.com

Subscriptions

Tel: +44 345 086 9001

Email: subscriptions@bsigroup.com

Knowledge Centre

Tel: +44 20 8996 7004

Email: knowledgecentre@bsigroup.com

Copyright & Licensing

Tel: +44 20 8996 7070

Email: copyright@bsigroup.com

BSI Group Headquarters

389 Chiswick High Road London W4 4AL UK