

BS ISO 9138:2015



BSI Standards Publication

# Abrasive grains — Sampling and splitting

**bsi.**

...making excellence a habit.™

**National foreword**

This British Standard is the UK implementation of ISO 9138:2015. It supersedes BS 7425-3:1993 which is withdrawn.

The UK participation in its preparation was entrusted to Technical Committee MTE/13, Grinding wheels, abrasive tools, paper and cloths, and powders.

A list of organizations represented on this committee can be obtained on request to its secretary.

This publication does not purport to include all the necessary provisions of a contract. Users are responsible for its correct application.

© The British Standards Institution 2015. Published by BSI Standards Limited 2015

ISBN 978 0 580 80810 4

ICS 25.100.70

**Compliance with a British Standard cannot confer immunity from legal obligations.**

This British Standard was published under the authority of the Standards Policy and Strategy Committee on 28 February 2015.

**Amendments issued since publication**

Date	Text affected
------	---------------

---

INTERNATIONAL  
STANDARD

BS ISO 9138:2015

**ISO**  
**9138**

Second edition  
2015-02-01

---

---

**Abrasive grains — Sampling and  
splitting**

*Grains abrasifs — Échantillonnage et division*



Reference number  
ISO 9138:2015(E)

© ISO 2015



**COPYRIGHT PROTECTED DOCUMENT**

© ISO 2015

All rights reserved. Unless otherwise specified, no part of this publication may be reproduced or utilized otherwise in any form or by any means, electronic or mechanical, including photocopying, or posting on the internet or an intranet, without prior written permission. Permission can be requested from either ISO at the address below or ISO's member body in the country of the requester.

ISO copyright office  
Case postale 56 • CH-1211 Geneva 20  
Tel. + 41 22 749 01 11  
Fax + 41 22 749 09 47  
E-mail [copyright@iso.org](mailto:copyright@iso.org)  
Web [www.iso.org](http://www.iso.org)

Published in Switzerland

# Contents

Page

<b>Foreword</b> .....	<b>iv</b>
<b>1 Scope</b> .....	<b>1</b>
<b>2 Normative references</b> .....	<b>1</b>
<b>3 Apparatus</b> .....	<b>1</b>
3.1 Sampling thief.....	1
3.1.1 General.....	1
3.1.2 Sampling thief type 1 (with holes).....	2
3.1.3 Sampling thief type 2 (with one slot).....	2
3.1.4 Sampling thief type 3 (with three to five slots).....	2
3.1.5 Sampling thief type 4 (motor driven).....	2
3.2 Splitter.....	3
<b>4 Procedure</b> .....	<b>4</b>
4.1 General.....	4
4.2 Sampling from big-bags or “drums”.....	4
4.2.1 With sampling thief, type 1.....	4
4.2.2 With sampling thief (motor driven), type 4.....	5
4.3 Sampling from paper-bags.....	5
4.4 Sample preparation.....	5
4.4.1 General.....	5
4.4.2 Splitting by using a splitter.....	5
4.4.3 Splitting by quartering manually.....	5
4.5 Segregation.....	5
<b>Bibliography</b> .....	<b>6</b>

## Foreword

ISO (the International Organization for Standardization) is a worldwide federation of national standards bodies (ISO member bodies). The work of preparing International Standards is normally carried out through ISO technical committees. Each member body interested in a subject for which a technical committee has been established has the right to be represented on that committee. International organizations, governmental and non-governmental, in liaison with ISO, also take part in the work. ISO collaborates closely with the International Electrotechnical Commission (IEC) on all matters of electrotechnical standardization.

The procedures used to develop this document and those intended for its further maintenance are described in the ISO/IEC Directives, Part 1. In particular the different approval criteria needed for the different types of ISO documents should be noted. This document was drafted in accordance with the editorial rules of the ISO/IEC Directives, Part 2 (see [www.iso.org/directives](http://www.iso.org/directives)).

Attention is drawn to the possibility that some of the elements of this document may be the subject of patent rights. ISO shall not be held responsible for identifying any or all such patent rights. Details of any patent rights identified during the development of the document will be in the Introduction and/or on the ISO list of patent declarations received (see [www.iso.org/patents](http://www.iso.org/patents)).

Any trade name used in this document is information given for the convenience of users and does not constitute an endorsement.

For an explanation on the meaning of ISO specific terms and expressions related to conformity assessment, as well as information about ISO's adherence to the WTO principles in the Technical Barriers to Trade (TBT), see the following URL: [Foreword — Supplementary information](#).

The committee responsible for this document is ISO/TC 29, *Small tools*, Subcommittee SC 5, *Grinding wheels and abrasives*.

This second edition cancels and replaces the first edition (ISO 9138:1993), which has been technically revised with the following changes:

- many more detailed specifications are included in the entire document;
- requirements for four different types of sampling are specified;
- a detailed description of the splitter is included;
- whole sampling and splitting procedure described in much more detail for big-bags and paper-bags;
- a detailed specification of sampling preparation included.

# Abrasive grains — Sampling and splitting

## 1 Scope

This International Standard specifies the apparatus and the method for sampling and splitting of a lot of abrasive grains, to be used in the comparative testing of uniformly produced abrasive grains.

## 2 Normative references

The following documents, in whole or in part, are normatively referenced in this document and are indispensable for its application. For dated references, only the edition cited applies. For undated references, the latest edition of the referenced document (including any amendments) applies.

ISO 6344-1, *Coated abrasives — Grain size analysis — Part 1: Grain size distribution test*

ISO 8486-1, *Bonded abrasives — Determination and designation of grain size distribution — Part 1: Macrogrits F4 to F220*

ISO 8486-2, *Bonded abrasives — Determination and designation of grain size distribution — Part 2: Microgrits F230 to F2000*

## 3 Apparatus

### 3.1 Sampling thief

#### 3.1.1 General

The sampling thieves described in [3.1.2](#), [3.1.3](#), [3.1.4](#), or [3.1.5](#) shall be used.

The sampling thief shall be made from seamless steel tubing of inside diameter of 25 mm to 30 mm and a wall thickness of 1,5 mm to 3,0 mm. The length is depending of the packaging, but shall be 90 % at an angle of 45° of the packaging from top to bottom. The tube shall be pointed at one end. Holes shall be bored in a straight line.

Length, diameter, and hole or slot size shall fit to the packaging type and size in order to ensure representative samples.

The hole or slot sizes are depending on the grain size (see ISO 6344-1, ISO 8486-1, and ISO 8486-2) and shall be according to [Table 1](#).

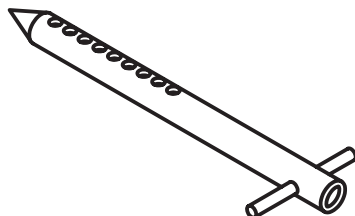
**Table 1 — Diameter of holes or width of slot(s) of sampling thieves**

Grain size	Diameter of holes or width of slot(s) in mm
F4 to F10	25
F12 to F800 or P12 to P2500	10
F1000 to F2000	20

### 3.1.2 Sampling thief type 1 (with holes)

The sampling thief type 1 with holes shall be used for sampling from “drums” or big-bags. The sampling thief type 1 shall have a “T” handle or an equivalent handle at the other end.

[Figure 1](#) shows an example for a sampling thief type 1.

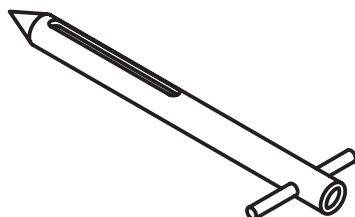


**Figure 1 — Example for a sampling thief type 1**

### 3.1.3 Sampling thief type 2 (with one slot)

The sampling thief type 2 (with one slot) is recommended when sampling from small bags. Length of sampling device is typically 500 mm, and slot is 10 mm in width and 250 mm in length.

[Figure 2](#) shows an example for a sampling thief type 2.

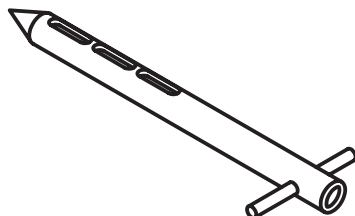


**Figure 2 — Example for a sampling thief type 2**

### 3.1.4 Sampling thief type 3 (with three to five slots)

The sampling thief type 3 (with three to five slots) is recommended when sampling from small bags. Length of sampling device is typically 500 mm. This equipment is provided with three slots of 10 mm in width and 80 mm in length, 50 mm between slots.

[Figure 3](#) shows an example for a sampling thief type 3.



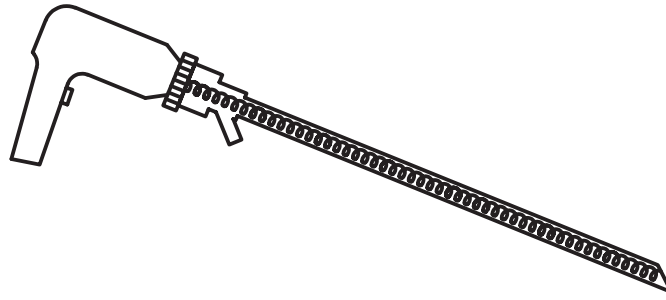
**Figure 3 — Example for a sampling thief type 3**

### 3.1.5 Sampling thief type 4 (motor driven)

Several types of motor-driven sampling thieves are commercially available. They shall be used for compacted powders. This is to ensure representative sampling from the compacted bag. Compacted powders occur when the material has been stored for a long time or powder has been transported.



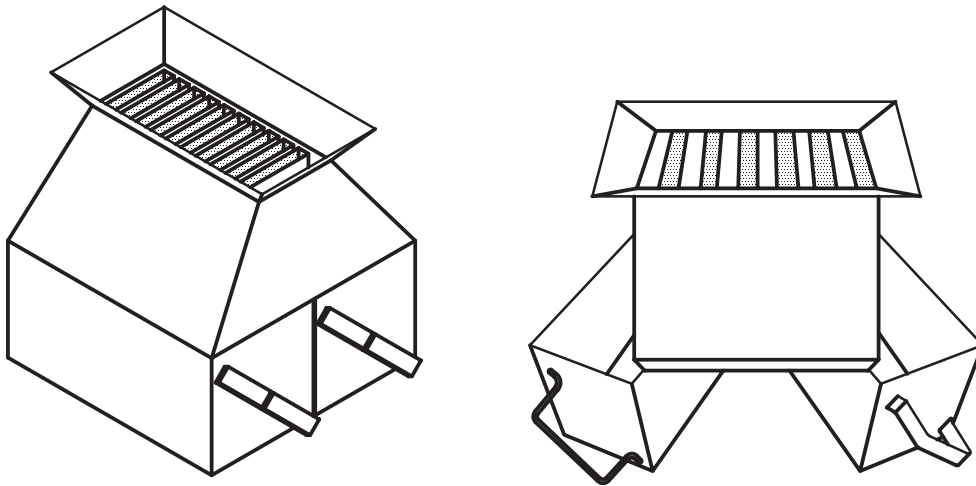
[Figure 4](#) shows an example for a sampling thief type 4.



**Figure 4 — Example for a sampling thief type 4**

### 3.2 Splitter

A riffle-type sampler (commonly known as a Jones sampler) is generally used (see [Figure 5](#)). It consists of a hopper made of a series of slots that are constructed to discharge alternately in opposite directions.



**Figure 5 — Example of a riffle-type sampler**

The sizes of the slots and the splitter are depending on the grain size and shall be according to [Table 2](#).

**Table 2 — Sample splitter external dimensions (capacity) to suit relevant sample sizes**

Grain size	Sample mass in kg	Slot width in mm
F4 to F220 or P12 to P220	≤10	10
	>10	20
F230 to F2500 or P240 to P3000	<1	7

Alternatively to the use of a splitter, samples may be quartered manually. see [4.4](#).

## 4 Procedure

### 4.1 General

During transportation and storage, segregation might occur. Samples shall be a representative homogeneous mixture of the grain size under investigation. To obtain a representative sample, the sample thief shall be completely filled during sampling. See also 4.5.

### 4.2 Sampling from big-bags or “drums”

#### 4.2.1 With sampling thief, type 1

Press the sampling thief at an angle of  $60^\circ$  (see Figure 6) into the packaging unit with the holes or slot(s) facing downwards. Press down until the sample thief has reached 90 % of the packaging diagonal. Then twist the tube through  $180^\circ$  and allow it to fill. Withdraw the tube, taking care not to rotate the thief, and remove the sample. Take at least two samples from each big-bag. In case of a defect, repeat sampling from a different part of the same big-bag or, if available, from a different big-bag.

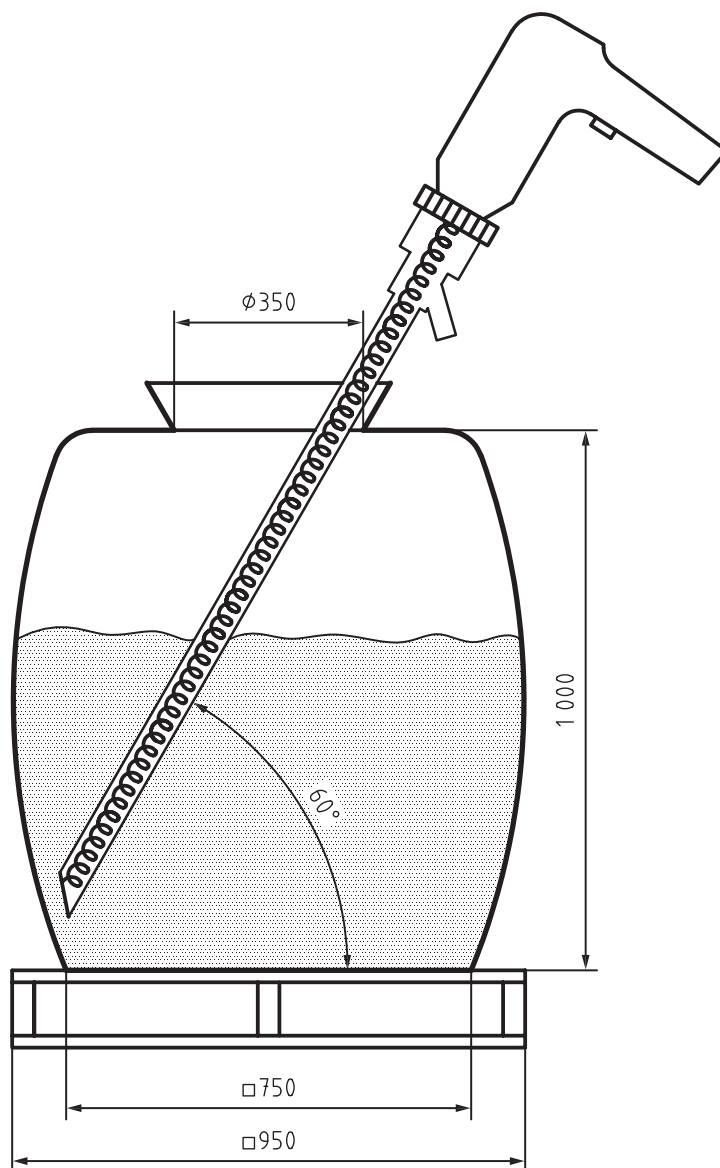


Figure 6 — Sampling big-bags

#### 4.2.2 With sampling thief (motor driven), type 4

Insert the sampling thief at an angle of 60° (see [Figure 6](#)) to horizontal into the container at uniform movement. Make sure that the sampling thief reaches the bottom of the container. The motor should be stopped while the sampling thief is redrawn from the container before it is emptied.

Repeat the procedure until a representative sample is obtained.

#### 4.3 Sampling from paper-bags

Sampling thieves type 2 or type 3 shall only be used in horizontal orientation. Press into the packaging with holes or slot(s) facing downwards. Press in until the sample thief has reached 90 % of the packaging horizontal length. Then twist the tube through 180° and allow it to fill. Withdraw the tube, taking care not to rotate the thief, and remove the sample. Repeat this procedure from all sides of the pallet to ensure representative sample. For procedure, see [Figure 7](#).




Figure 7 — Sampling paper-bags

#### 4.4 Sample preparation

##### 4.4.1 General

Suitable sample size shall be achieved by one of the two methods described in [4.4.2](#) and [4.4.3](#).

##### 4.4.2 Splitting by using a splitter

Pass the sample through the splitter (according to [3.2](#)), dividing it into two equal portions. Take one of these portions and by passing it through the splitter, divide it into two portions again. Repeat this procedure until a sample amount is obtained; this is 25 % larger than the amount required for testing.

##### 4.4.3 Splitting by quartering manually

A sample can be quartered manually by mixing two of the opposite portions and reducing them again to quarters. Continue until a sample amount is obtained; this is 25 % larger than the amount finally required for testing.

#### 4.5 Segregation

Sometimes segregation can be a problem. For materials, which are strongly segregating during transportation, above mentioned sampling procedure might not lead to a representative sample in all cases. Other methods have to be applied or developed (e.g. again homogenization followed by sampling or increase number of samples taken according to raster process, which have to be defined.)

## Bibliography

- [1] ISO 3310-1, *Test sieves — Technical requirements and testing — Part 1: Test sieves of metal wire cloth*
- [2] ISO 6344-2, *Coated abrasives — Grain size analysis — Part 2: Determination of grain size distribution of macrogrits P12 to P220*
- [3] ISO 6344-3, *Coated abrasives — Grain size analysis — Part 3: Determination of grain size distribution of microgrits P240 to P2500*
- [4] ISO 9136-1, *Abrasive grains — Determination of bulk density — Part 1: Macrogrits*
- [5] ISO 9136-2, *Abrasive grains — Determination of bulk density — Part 2: Microgrits*
- [6] ISO 9284, *Abrasive grains — Test-sieving machines*
- [7] ISO 9285, *Abrasive grains and crude — Chemical analysis of fused aluminium oxide*
- [8] ISO 9286, *Abrasive grains and crude — Chemical analysis of silicon carbide*







# British Standards Institution (BSI)

BSI is the national body responsible for preparing British Standards and other standards-related publications, information and services.

BSI is incorporated by Royal Charter. British Standards and other standardization products are published by BSI Standards Limited.

## About us

We bring together business, industry, government, consumers, innovators and others to shape their combined experience and expertise into standards-based solutions.

The knowledge embodied in our standards has been carefully assembled in a dependable format and refined through our open consultation process. Organizations of all sizes and across all sectors choose standards to help them achieve their goals.

## Information on standards

We can provide you with the knowledge that your organization needs to succeed. Find out more about British Standards by visiting our website at [bsigroup.com/standards](http://bsigroup.com/standards) or contacting our Customer Services team or Knowledge Centre.

## Buying standards

You can buy and download PDF versions of BSI publications, including British and adopted European and international standards, through our website at [bsigroup.com/shop](http://bsigroup.com/shop), where hard copies can also be purchased.

If you need international and foreign standards from other Standards Development Organizations, hard copies can be ordered from our Customer Services team.

## Subscriptions

Our range of subscription services are designed to make using standards easier for you. For further information on our subscription products go to [bsigroup.com/subscriptions](http://bsigroup.com/subscriptions).

With **British Standards Online (BSOL)** you'll have instant access to over 55,000 British and adopted European and international standards from your desktop. It's available 24/7 and is refreshed daily so you'll always be up to date.

You can keep in touch with standards developments and receive substantial discounts on the purchase price of standards, both in single copy and subscription format, by becoming a **BSI Subscribing Member**.

**PLUS** is an updating service exclusive to BSI Subscribing Members. You will automatically receive the latest hard copy of your standards when they're revised or replaced.

To find out more about becoming a BSI Subscribing Member and the benefits of membership, please visit [bsigroup.com/shop](http://bsigroup.com/shop).

With a **Multi-User Network Licence (MUNL)** you are able to host standards publications on your intranet. Licences can cover as few or as many users as you wish. With updates supplied as soon as they're available, you can be sure your documentation is current. For further information, email [bsmusales@bsigroup.com](mailto:bsmusales@bsigroup.com).

## BSI Group Headquarters

389 Chiswick High Road London W4 4AL UK

## Revisions

Our British Standards and other publications are updated by amendment or revision.

We continually improve the quality of our products and services to benefit your business. If you find an inaccuracy or ambiguity within a British Standard or other BSI publication please inform the Knowledge Centre.

## Copyright

All the data, software and documentation set out in all British Standards and other BSI publications are the property of and copyrighted by BSI, or some person or entity that owns copyright in the information used (such as the international standardization bodies) and has formally licensed such information to BSI for commercial publication and use. Except as permitted under the Copyright, Designs and Patents Act 1988 no extract may be reproduced, stored in a retrieval system or transmitted in any form or by any means – electronic, photocopying, recording or otherwise – without prior written permission from BSI. Details and advice can be obtained from the Copyright & Licensing Department.

## Useful Contacts:

### Customer Services

**Tel:** +44 845 086 9001

**Email (orders):** [orders@bsigroup.com](mailto:orders@bsigroup.com)

**Email (enquiries):** [cservices@bsigroup.com](mailto:cservices@bsigroup.com)

### Subscriptions

**Tel:** +44 845 086 9001

**Email:** [subscriptions@bsigroup.com](mailto:subscriptions@bsigroup.com)

### Knowledge Centre

**Tel:** +44 20 8996 7004

**Email:** [knowledgecentre@bsigroup.com](mailto:knowledgecentre@bsigroup.com)

### Copyright & Licensing

**Tel:** +44 20 8996 7070

**Email:** [copyright@bsigroup.com](mailto:copyright@bsigroup.com)



...making excellence a habit.™