

BS ISO 8559-2:2017



BSI Standards Publication

Size designation of clothes

Part 2: Primary and secondary dimension indicators

National foreword

This British Standard is the UK implementation of ISO 8559-2:2017.

The UK participation in its preparation was entrusted to Technical Committee TCI/66/-/3, Clothing sizing systems.

A list of organizations represented on this committee can be obtained on request to its secretary.

This publication does not purport to include all the necessary provisions of a contract. Users are responsible for its correct application.

© The British Standards Institution 2017.
Published by BSI Standards Limited 2017

ISBN 978 0 580 83389 2

ICS 61.020

Compliance with a British Standard cannot confer immunity from legal obligations.

This British Standard was published under the authority of the Standards Policy and Strategy Committee on 31 March 2017.

Amendments/corrigenda issued since publication

| Date | Text affected |
|------|---------------|
|------|---------------|

Size designation of clothes —

Part 2:

**Primary and secondary dimension
indicators**

Désignation des tailles de vêtements —

Partie 2: Indicateurs des dimensions principales et secondaires





COPYRIGHT PROTECTED DOCUMENT

© ISO 2017, Published in Switzerland

All rights reserved. Unless otherwise specified, no part of this publication may be reproduced or utilized otherwise in any form or by any means, electronic or mechanical, including photocopying, or posting on the internet or an intranet, without prior written permission. Permission can be requested from either ISO at the address below or ISO's member body in the country of the requester.

ISO copyright office
Ch. de Blandonnet 8 • CP 401
CH-1214 Vernier, Geneva, Switzerland
Tel. +41 22 749 01 11
Fax +41 22 749 09 47
copyright@iso.org
www.iso.org

Contents

Page

| | |
|---|-----------|
| Foreword | iv |
| Introduction | v |
| 1 Scope | 1 |
| 2 Normative references | 1 |
| 3 Terms and definitions | 1 |
| 4 Definition of primary and secondary dimensions in garments | 2 |
| 5 Size designation | 5 |
| 5.1 General..... | 5 |
| 5.2 Garment dimensions..... | 6 |
| 5.3 Garment with cups..... | 6 |
| 6 Labelling | 6 |
| 6.1 Method..... | 6 |
| 6.2 Label attachment..... | 6 |
| 6.3 Additional information..... | 6 |
| 6.4 Examples of labels..... | 6 |
| Annex A (informative) Examples of labels of size designation | 8 |
| Bibliography | 24 |

Foreword

ISO (the International Organization for Standardization) is a worldwide federation of national standards bodies (ISO member bodies). The work of preparing International Standards is normally carried out through ISO technical committees. Each member body interested in a subject for which a technical committee has been established has the right to be represented on that committee. International organizations, governmental and non-governmental, in liaison with ISO, also take part in the work. ISO collaborates closely with the International Electrotechnical Commission (IEC) on all matters of electrotechnical standardization.

The procedures used to develop this document and those intended for its further maintenance are described in the ISO/IEC Directives, Part 1. In particular the different approval criteria needed for the different types of ISO documents should be noted. This document was drafted in accordance with the editorial rules of the ISO/IEC Directives, Part 2 (see www.iso.org/directives).

Attention is drawn to the possibility that some of the elements of this document may be the subject of patent rights. ISO shall not be held responsible for identifying any or all such patent rights. Details of any patent rights identified during the development of the document will be in the Introduction and/or on the ISO list of patent declarations received (see www.iso.org/patents).

Any trade name used in this document is information given for the convenience of users and does not constitute an endorsement.

For an explanation on the meaning of ISO specific terms and expressions related to conformity assessment, as well as information about ISO's adherence to the World Trade Organization (WTO) principles in the Technical Barriers to Trade (TBT) see the following URL: www.iso.org/iso/foreword.html

The committee responsible for this document is ISO/TC 133, *Clothing sizing systems — Size designation, size measurement methods and digital fittings*.

This first edition cancels and replaces ISO 3636, ISO 3637, ISO 3638, ISO 4415, ISO 4416, ISO 4417 and ISO 4418, which have been technically revised.

A list of all parts in ISO 8559 can be found on the ISO website.

Introduction

Different sizing systems in different companies mean that different size designations can fit people with identical or very similar body measurements.

This document can be used as a reference document for an international size designation system for different types of garment.

Size designation of clothes —

Part 2:

Primary and secondary dimension indicators

1 Scope

This document specifies primary and secondary dimensions for specified types of garments to be used in combination with ISO 8559-1 (anthropometric definitions for body measurement).

The primary aim of this document is to establish a size designation system that can be used by manufacturers and retailers to indicate to consumers (in a simple, direct and meaningful manner) the body dimensions of the person that the garment is intended to fit. Provided that the size of the person's body (as indicated by the specified dimensions) has been determined in accordance with ISO 8559-1, this designation system will facilitate the choice of garments that fit. This information can be indicated by labelling, etc.

The size designation system is based on body measurements, not garment measurements. The choice of garment measurements is normally determined by the designer and the manufacturers who make appropriate allowances to accommodate the type and position of wear, style, cut and fashion elements of the garment.

2 Normative references

The following documents are referred to in the text in such a way that some or all of their content constitutes requirements of this document. For dated references, only the edition cited applies. For undated references, the latest edition of the referenced document (including any amendments) applies.

ISO 8559-1, *Size designation of clothes — Anthropometric definitions for body measurement*

3 Terms and definitions

For the purposes of this document, the following terms and definitions apply.

ISO and IEC maintain terminological databases for use in standardization at the following addresses:

- IEC Electropedia: available at <http://www.electropedia.org/>
- ISO Online browsing platform: available at <http://www.iso.org/obp>

3.1

primary dimension

body dimension, in centimetres, that is used to designate the size of a garment for the consumer

3.2

secondary dimension

body dimension, in centimetres (or in the case of pantyhose, body mass in kilograms), that can additionally be used to designate the size of a garment for the consumer

3.3

cup size

difference between the bust girth and the underbust girth

Note 1 to entry: See ISO 8559-1:2017, 5.7.7.

4 Definition of primary and secondary dimensions in garments

Primary and secondary dimensions are defined as shown in [Table 1](#). These body measurements provide the basis for the designation of clothing sizes, independently from the product itself, for garment types as diverse as jackets, skirts, underwear, corsetry (intimate apparel) and headwear.

Body measurements are listed separately for men's, women's, boys' and girls' clothing.

For infants, body height is used as the primary dimension (see ISO 8559-1) except for headwear, socks, stockings and gloves.

Heights and girths are measured in accordance with ISO 8559-1.

The primary dimension constitutes the basic size designation system.

A number of the secondary dimensions, as given in [Table 1](#), may be used in such a designation system.

The following example explains how to use the table.

EXAMPLE The relevant indication of a men's jacket is designated by the chest girth, indicated on a pictogram. Waist girth and/or body height and/or back shoulder width can be given as further optional measurements.

Hand size is a code based on the hand girth in centimetres (ISO 8559-1).

Table 1 — Primary and secondary dimensions in garments

| Garments for: | Men | | Women | | Boys | | Girls | |
|--|--------------------------------|--|-----------------------------|--|-----------------|---|-----------------|--|
| | PD ^a | SD ^b | PD ^a | SD ^b | PD ^a | SD ^b | PD ^a | SD ^b |
| 1. Outer garments | | | | | | | | |
| Jackets | Chest girth | Height Waist girth Back shoulder width | Bust girth | Height Waist girth Hip girth | Height | Chest girth | Height | Bust girth |
| Suits (set of jacket and trouser together) | Chest girth and Waist girth | Height Inside leg length | Bust girth and Hip girth | Height Waist girth Inside leg length | Height | Chest girth Waist girth Hip girth | Height | Bust girth Waist girth Hip girth |
| Suits (set of jacket and skirt together) | Chest girth and Waist girth | Height | Bust girth and Hip girth | Height Waist girth | Height | Chest girth Waist girth Hip girth | Height | Bust girth Waist girth Hip girth |

a PD: Primary dimension.

b SD: Secondary dimension.

c Large meaning for "dress", whatever the gender (e.g. tunic).

d When one PD is chosen as PD, the second alternative PD can be selected as SD.

e Cup size: refer to the definition given in [3.3](#).

f Foot length is related to shoe size.

g Hand girth is related to hand size.

Table 1 (continued)

| Garments for: | Men | | Women | | Boys | | Girls | |
|---|--|---|-----------------|---|-----------------|--|-----------------|---|
| | PD ^a | SD ^b | PD ^a | SD ^b | PD ^a | SD ^b | PD ^a | SD ^b |
| Overcoats | Chest girth | Height | Bust girth | Height Waist girth Hip girth | Height | Chest girth | Height | Bust girth |
| Trousers/ shorts | Waist girth | Height Hip girth Inside leg length | Hip girth | Height Waist girth Inside leg length | Height | Waist girth Hip girth | Height | Waist girth Hip girth |
| Skirts | Waist girth | Height | Hip girth | Height Waist girth | Height | Waist girth Hip girth | Height | Waist girth Hip girth |
| Dresses ^c | Chest girth | Height | Bust girth | Height Hip girth Waist girth | Height | Chest girth | Height | Bust girth |
| Knits: cardigans, sweaters, T-shirts | Chest girth | Height | Bust girth | Height | Height | Chest girth | Height | Bust girth |
| Shirts/blouses | Neck girth ^d or Chest girth ^d | Height Under arm length Arm length Back neck point to wrist length | Bust girth | Height Neck girth Under arm length Arm length Back neck point to wrist length | Height | Neck girth Chest girth Under arm length Arm length Back neck point to wrist length | Height | Neck girth Bust girth Under arm length Arm length Back neck point to wrist length |
| Full bodies: Overalls, surf-suits, wetsuits, Bicycling gear, Full swimwear, skiwear, brace and bibs | Chest girth ^d or Waist girth ^d | Height | Bust girth | Height Waist girth Hip girth | Height | Chest girth Waist girth Hip girth | Height | Bust girth Waist girth Hip girth |

a PD: Primary dimension.

b SD: Secondary dimension.

c Large meaning for "dress", whatever the gender (e.g. tunic).

d When one PD is chosen as PD, the second alternative PD can be selected as SD.

e Cup size: refer to the definition given in [3.3](#).

f Foot length is related to shoe size.

g Hand girth is related to hand size.

Table 1 (continued)

| Garments for: | Men | | Women | | Boys | | Girls | |
|---|-----------------|-----------------------|---|------------------------------------|-----------------|---|--------------------------------|--|
| | PD ^a | SD ^b | PD ^a | SD ^b | PD ^a | SD ^b | PD ^a | SD ^b |
| 2. Underwear | | | | | | | | |
| Undervest | Chest girth | Height | Bust girth | Height Hip girth | Height | Chest girth | Height | Bust girth |
| Underpants, trunk | Waist girth | Height Hip girth | Hip girth | Height Waist girth | Height | Waist girth Hip girth | Height | Waist girth Hip girth |
| Leggings, longjohns | Waist girth | Height | Hip girth | Height Inside leg length | Height | Waist girth Hip girth | Height | Waist girth Hip girth |
| Nightwear | Chest girth | Height Waist girth | Bust girth | Height Waist girth Hip girth | Height | Chest girth | Height | Bust girth |
| Swimwear (without cups) | Waist girth | Height | Bust girth | Height Hip girth | Height | Chest girth Waist girth Hip girth | Height | Bust girth Waist girth Hip girth |
| Swimwear (with cups) | — | — | Bust girth and underbust girth ^e | — | — | — | Bust girth and underbust girth | — |
| 3. Corsetry (intimate apparel) | | | | | | | | |
| Bras | Chest girth | — | Bust girth and underbust girth ^e | — | — | — | Bust girth and underbust girth | — |
| Corsetry upper and full body (with cups) | — | — | Bust girth and underbust girth ^e | Height Hip girth Waist girth | — | — | — | — |
| Corsetry upper and full body (without cups) | — | — | Bust girth | Height Hip girth Waist girth | — | — | — | — |

a PD: Primary dimension.

b SD: Secondary dimension.

c Large meaning for “dress”, whatever the gender (e.g. tunic).

d When one PD is chosen as PD, the second alternative PD can be selected as SD.

e Cup size: refer to the definition given in [3.3](#).

f Foot length is related to shoe size.

g Hand girth is related to hand size.

Table 1 (continued)

| Garments for: | Men | | Women | | Boys | | Girls | |
|--|---|---------------------------|---|---------------------------|--------------------------|---------------------------|--------------------------|---------------------------|
| Dimensions: | PD ^a | SD ^b | PD ^a | SD ^b | PD ^a | SD ^b | PD ^a | SD ^b |
| Corsetry lower body | — | — | Waist girth Hip girth | Height | — | — | — | — |
| Panty girdle | — | — | Waist girth | Hip girth | — | — | — | — |
| 4. Hosiery | | | | | | | | |
| Pantyhose | Height ^d or Waist girth ^d | Weight | Height ^d or Hip girth ^d | Weight | Height | — | Height | — |
| Stockings, knee-highs | Foot length ^f | — | Foot length ^f | — | Foot length ^f | — | Foot length ^f | — |
| Socks | Foot length ^f | Calf girth Ankle girth | Foot length ^f | Calf girth Ankle girth | Foot length ^f | Calf girth Ankle girth | Foot length ^f | Calf girth Ankle girth |
| 5. Gloves | Hand girth ^g | Hand length | Hand girth ^g | Hand length | Hand girth ^g | Hand length | Hand girth ^g | Hand length |
| 6. Headwear | Head girth | — | Head girth | — | Head girth | — | Head girth | — |
| <p>a PD: Primary dimension.</p> <p>b SD: Secondary dimension.</p> <p>c Large meaning for “dress”, whatever the gender (e.g. tunic).</p> <p>d When one PD is chosen as PD, the second alternative PD can be selected as SD.</p> <p>e Cup size: refer to the definition given in 3.3.</p> <p>f Foot length is related to shoe size.</p> <p>g Hand girth is related to hand size.</p> | | | | | | | | |

5 Size designation

5.1 General

The size designation of each garment shall comprise the range of the primary dimension(s) (PD in Table 1), in centimetres, of the intended wearer of that garment and, optionally, the range of the secondary dimension(s) (SD in Table 1) in centimetres. Where practicable, the standard pictogram Figure 1, as given in ISO 8559-1, should be used as a means of indicating the size designation.

The range of the dimensions shall be expressed as the minimum and the maximum dimensions of the body for which the garment has been designed.

EXAMPLE For a garment designed to fit a body of which the height is between 174 cm and 178 cm, the minimum dimension is 174 cm and the maximum dimension is 178 cm, and then the dimension range is expressed as “174-178” (given that the data are expressed in cm).

Where it is not practicable to use the standard pictogram Figure 1, as given in ISO 8559-1, the numerical values of the primary and secondary dimensions shall be given, together with the descriptive words such as chest girth, waist girth, etc., alongside, in the order in which they are given in Table 1.

Where a similar graphic image (e.g. human body silhouette) is used in replacement of the standardised pictogram, information related to the range(s) of body dimension(s) with their body dimension position should be provided.

The size information shall be provided at the points of sale (stores, catalogue, websites, etc.).

NOTE From the point of view of a user, it is not necessary to distinguish the primary dimensions (PD) from the secondary dimensions (SD). It means that the SD lines are drawn as the PD ones and the SD dimensions are edited using the same characters as the PD dimensions. See examples in Annex A.

5.2 Garment dimensions

Garment dimensions shall not be incorporated in the size designation but, where considered of value, garment dimensions may be indicated separately (see [6.3](#)) in order to avoid the confusion with the body dimensions.

5.3 Garment with cups

In the cases of bras and swimwear with cups, one of the PD may be replaced by cup size ([3.3](#)), i.e. bust girth replaced by cup size, or, underbust girth by cup size.

6 Labelling

6.1 Method

The size designation of each garment shall be indicated clearly, conspicuously and in plainly legible form on a label, on a swing ticket/tag, or by any other marking support (e.g. packaging, leaflets, and posters). Pictograms shall be large enough to ensure immediate understanding and numerals shall, in all cases, be easy to read.

6.2 Label attachment

When required, the label shall be securely attached to the garment and so positioned as to be easily readable. The potential lifespan of the garment label shall be at least that of the garment.

6.3 Additional information

Information additional to the size designation may be separately indicated on the label, or on the swing ticket, or on both, provided that it does not in any way reduce the prominence and conspicuousness of the size designation. Such additional information may include a size code number, body measurements, or garment measurements considered to constitute useful information.

6.4 Examples of labels

The examples of labels given in [Figures A.1](#) to [A.14](#) illustrate methods of labelling, based on the use of the standard pictogram, and the ranges of PD and/or SD.

NOTE 1 The body dimension(s) line(s) in the figures in Annex A are indicated with a straight line. The use of arrows to draw the measurement lines is possible.

NOTE 2 The body dimension(s) range(s) in the figures in Annex A are indicated inside a box. Boxes are intended to enlighten a range in the figure. The use of boxes can be omitted. If used, the box shape can be of any shape.

For a type of garment intended for a particular sector (women, men, girls, boys, etc.), the number of pictogram variants depends on the number of SD.

For example:

- If the size designation is based on one PD and two SD (SD1 and SD2), this situation leads to four possible variants, as follows:
 - 1) PD alone;

- 2) PD and SD1;
 - 3) PD and SD2;
 - 4) PD and both SD1 and SD2.
- If the size designation is based on one PD and three SD (SD1, SD2 and SD3), this situation leads to eight possible variants, as follows:
- 1) PD alone;
 - 2) PD and SD1;
 - 3) PD and SD2;
 - 4) PD and SD3;
 - 5) PD and both SD1 and SD2;
 - 6) PD and both SD1 and SD3;
 - 7) PD and both SD2 and SD3;
 - 8) PD and SD1, SD2 and SD3.

Annex A (informative)

Examples of labels of size designation

A.1 Examples of labels for men's jackets

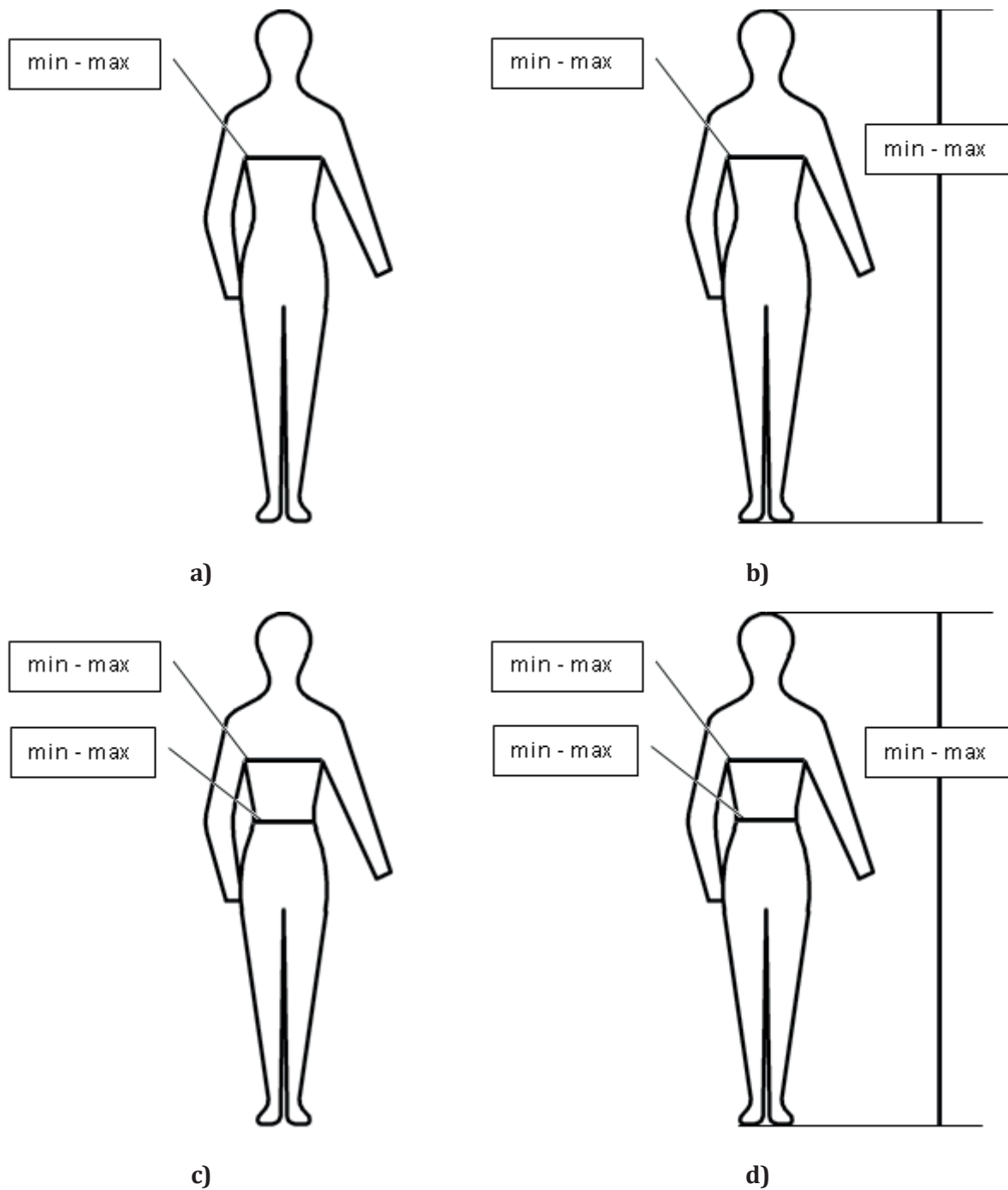


Figure A.1 — Men's jacket (PD: chest girth; SD: height, waist girth)

A.1.1 Examples of labels for men's trousers

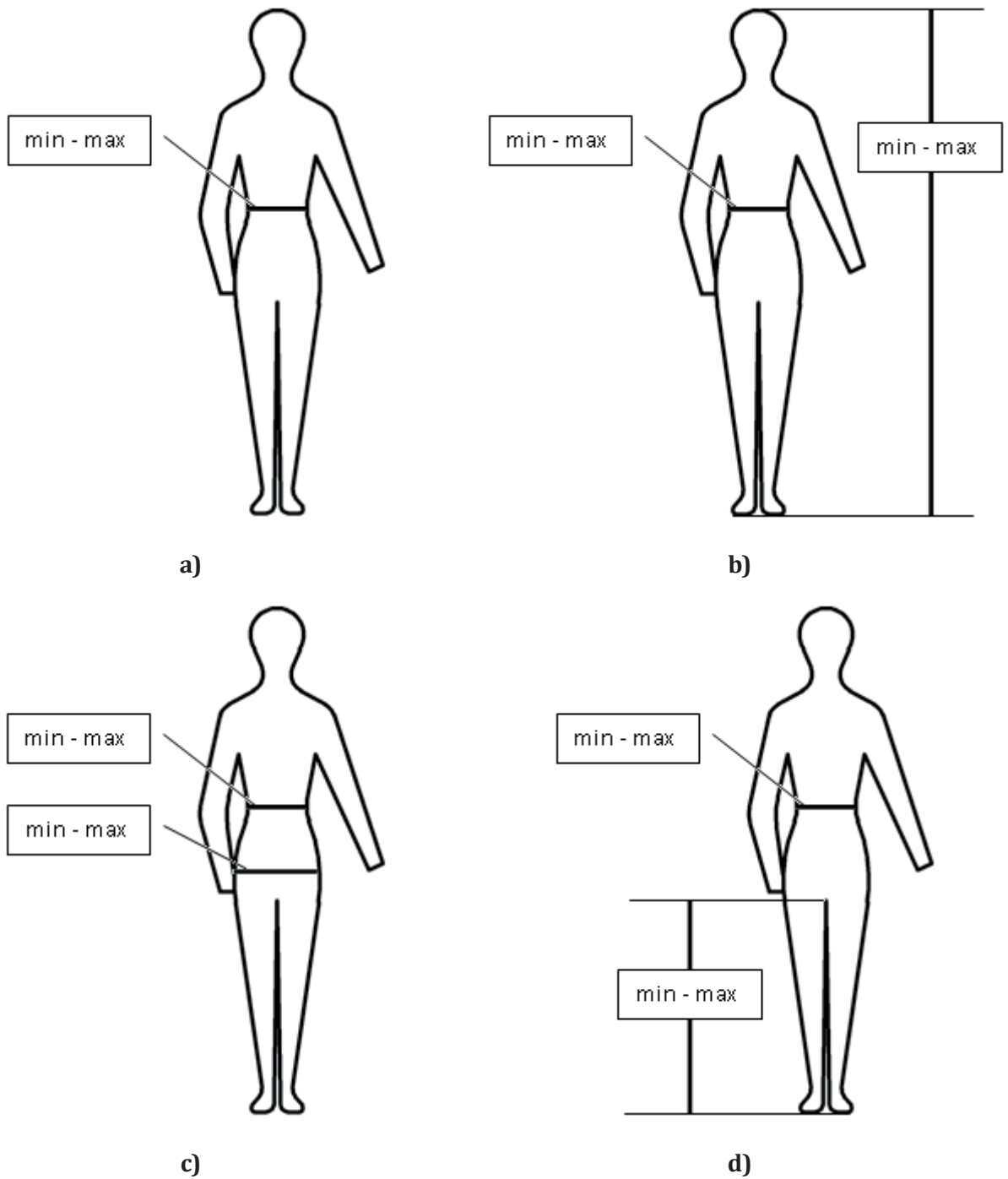


Figure A.2 — Men's trousers (PD: waist girth; SD: height, hip girth, inside leg length) (1 of 2)

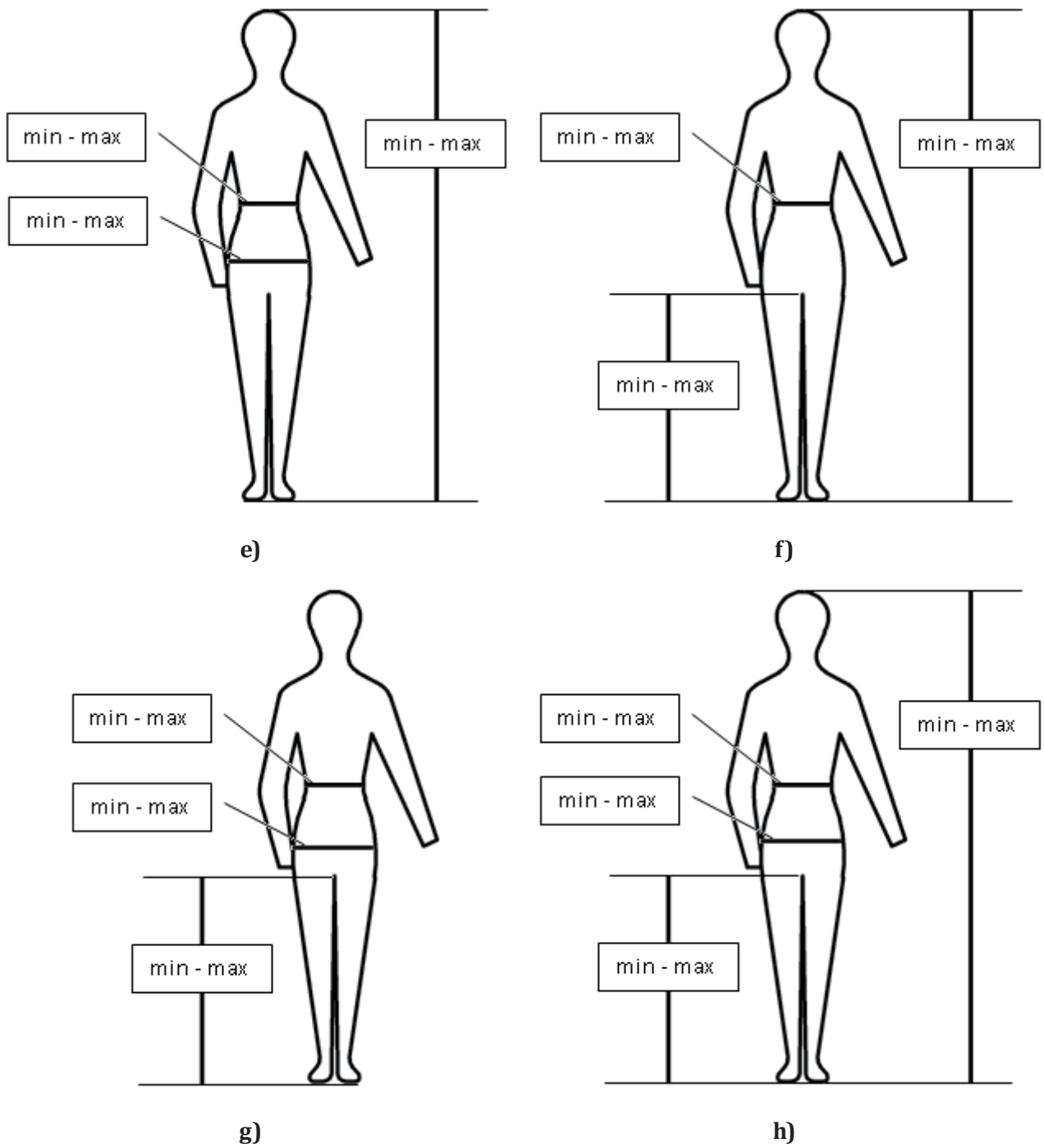


Figure A.2 — Men's trousers (PD: waist girth; SD: height, hip girth, inside leg length) (2 of 2)

A.1.2 Examples of labels for men's suits – jacket and trousers

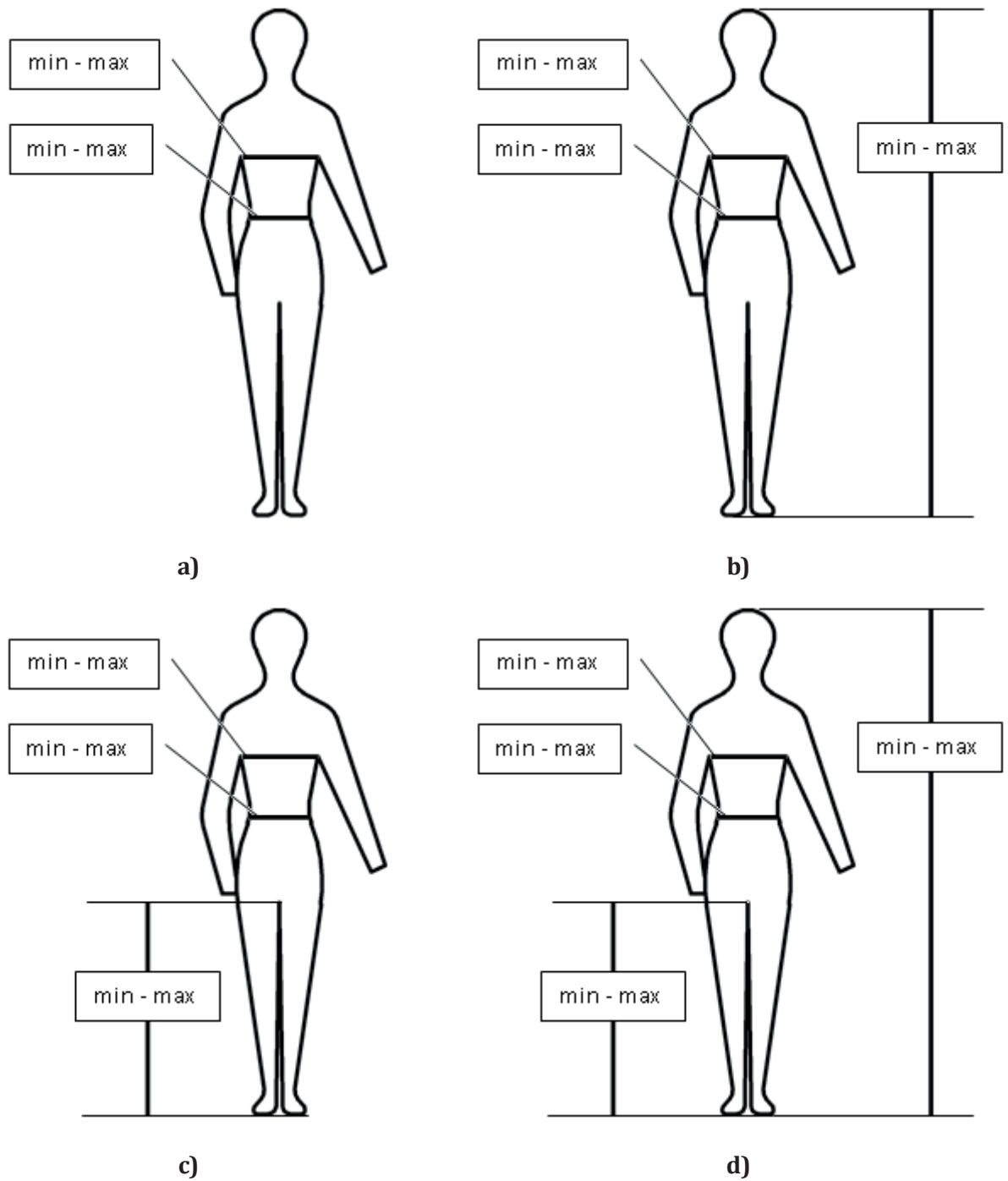


Figure A.3 — Men's suits – jacket and trousers (PD: chest girth, waist girth; SD: height, inside leg length)

A.1.3 Examples of labels for men's knits

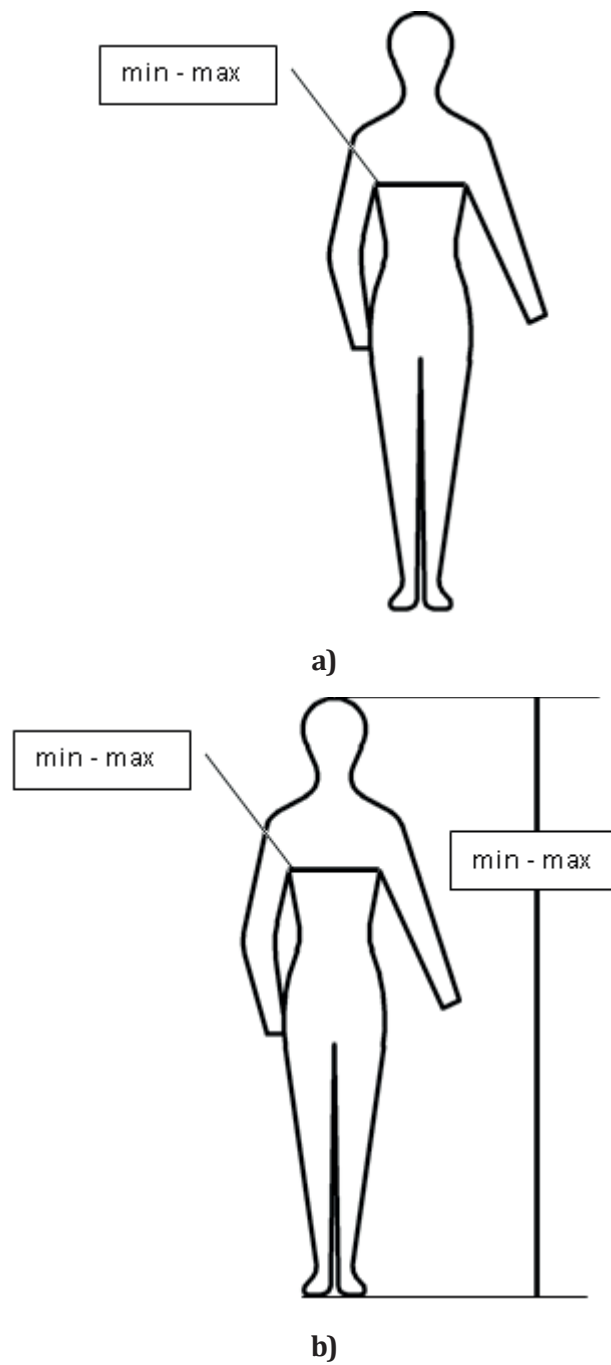


Figure A.4 — Men's knit (PD: chest girth; SD: height)

A.2 Example of labels for men's underpants

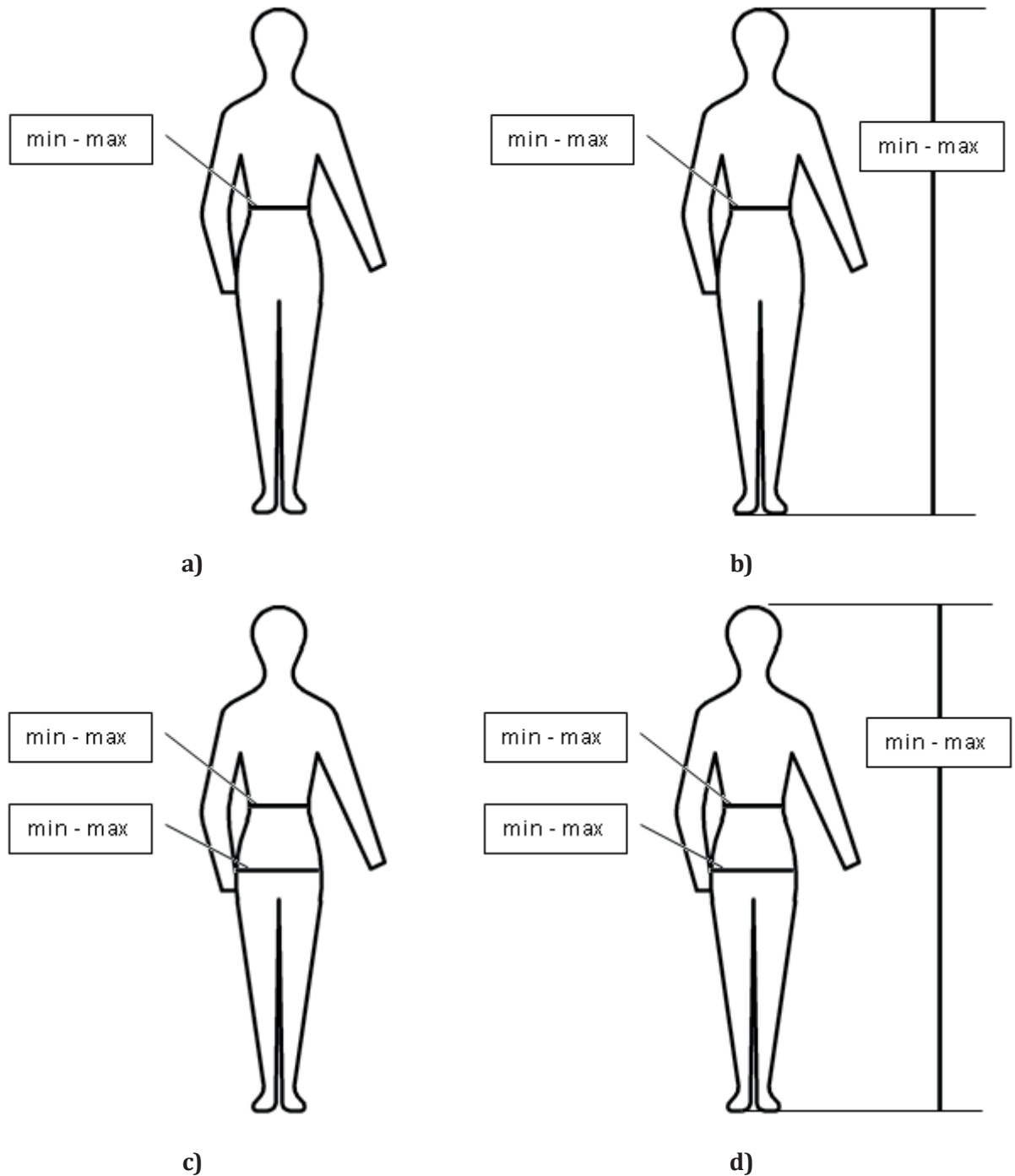


Figure A.5 — Men's underpants (PD: waist girth; SD: height, hip girth)

A.3 Example of labels for boys' underpants

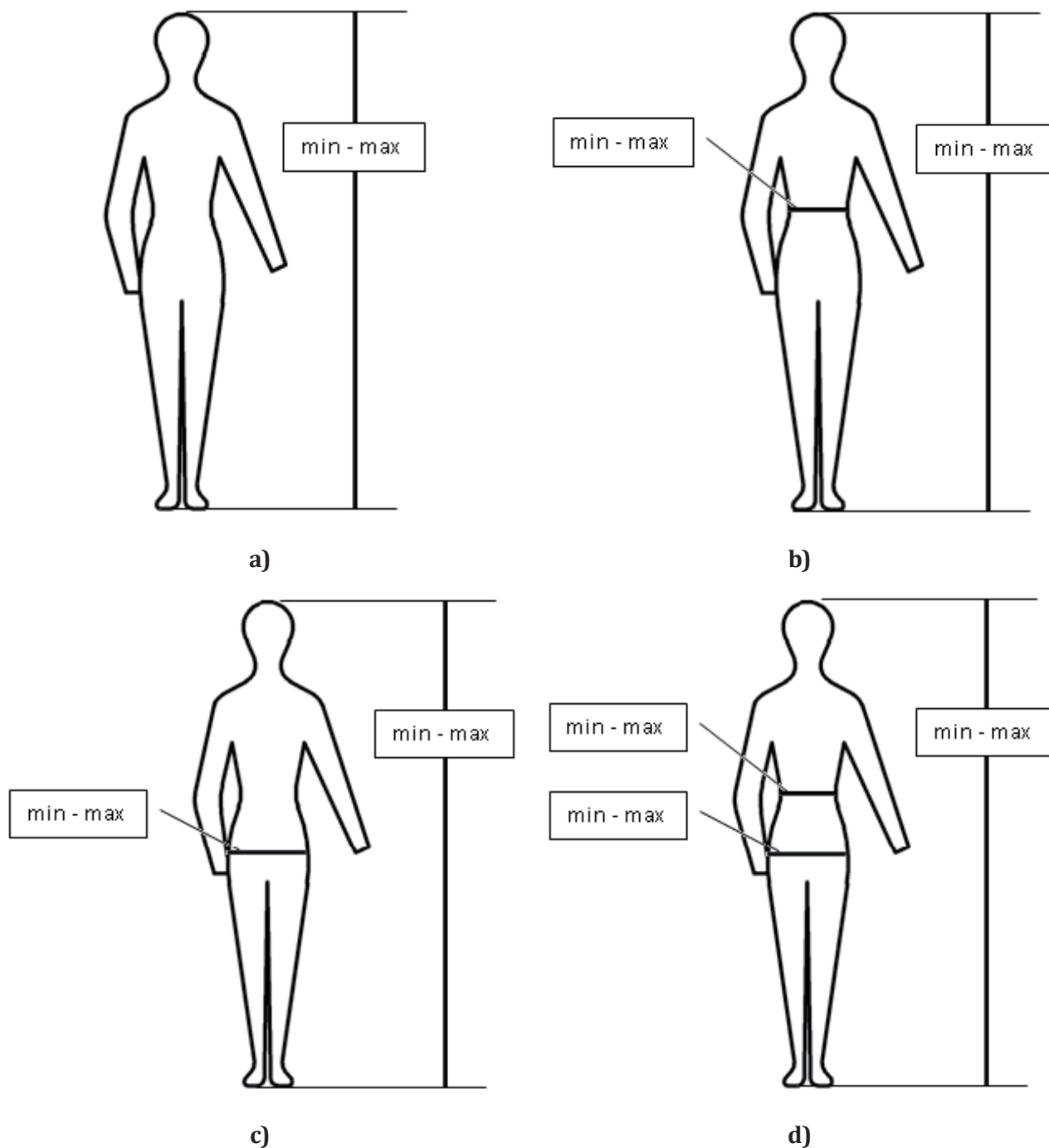


Figure A.6 — Boys' underpants (PD: height; SD: waist girth, hip girth)

A.4 Example of labels for boys' swimwear (covering the torso)

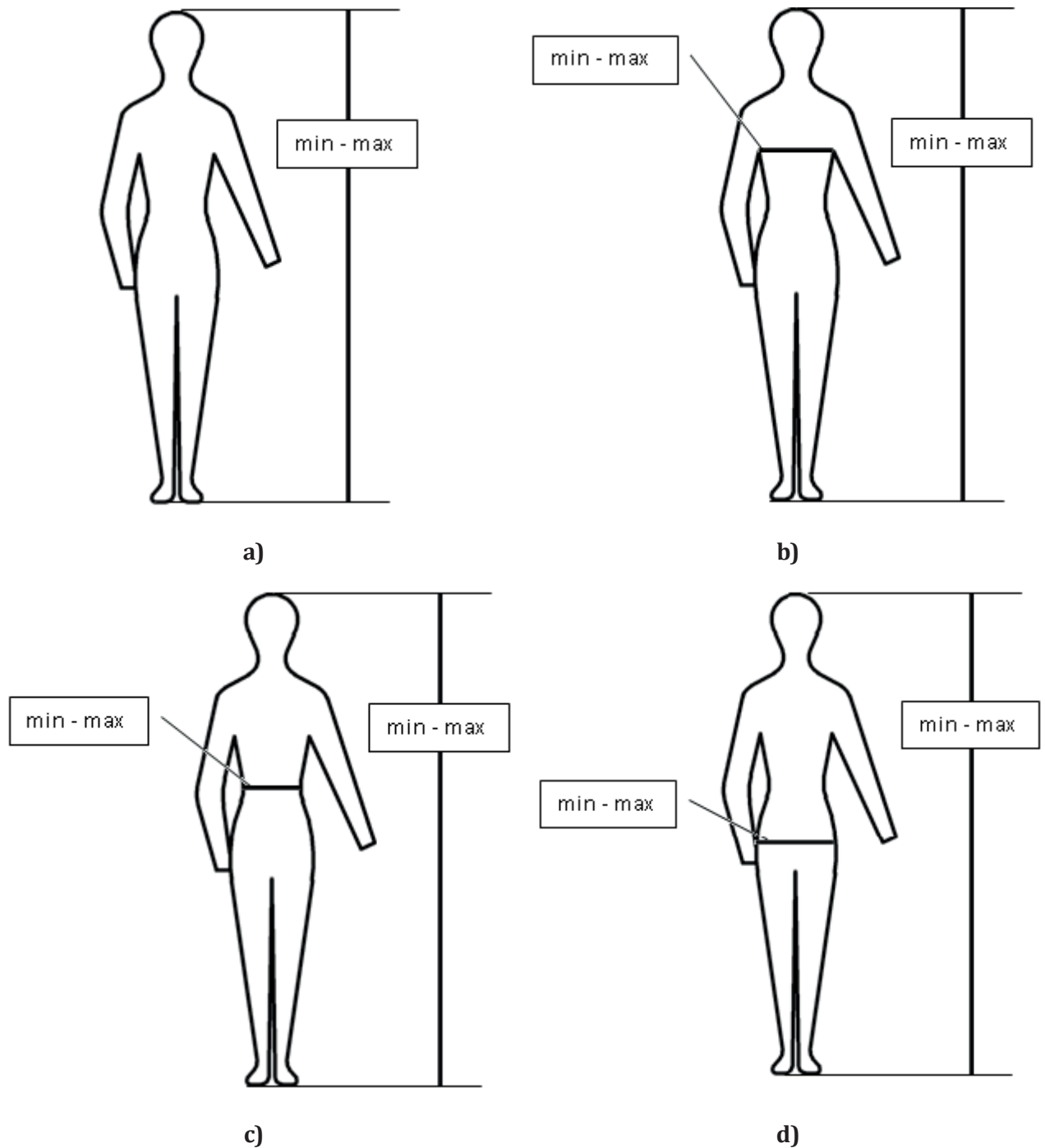


Figure A.7 — Boys' swimwear covering the torso (PD: height; SD: chest girth, waist girth, hip girth) (1 of 2)

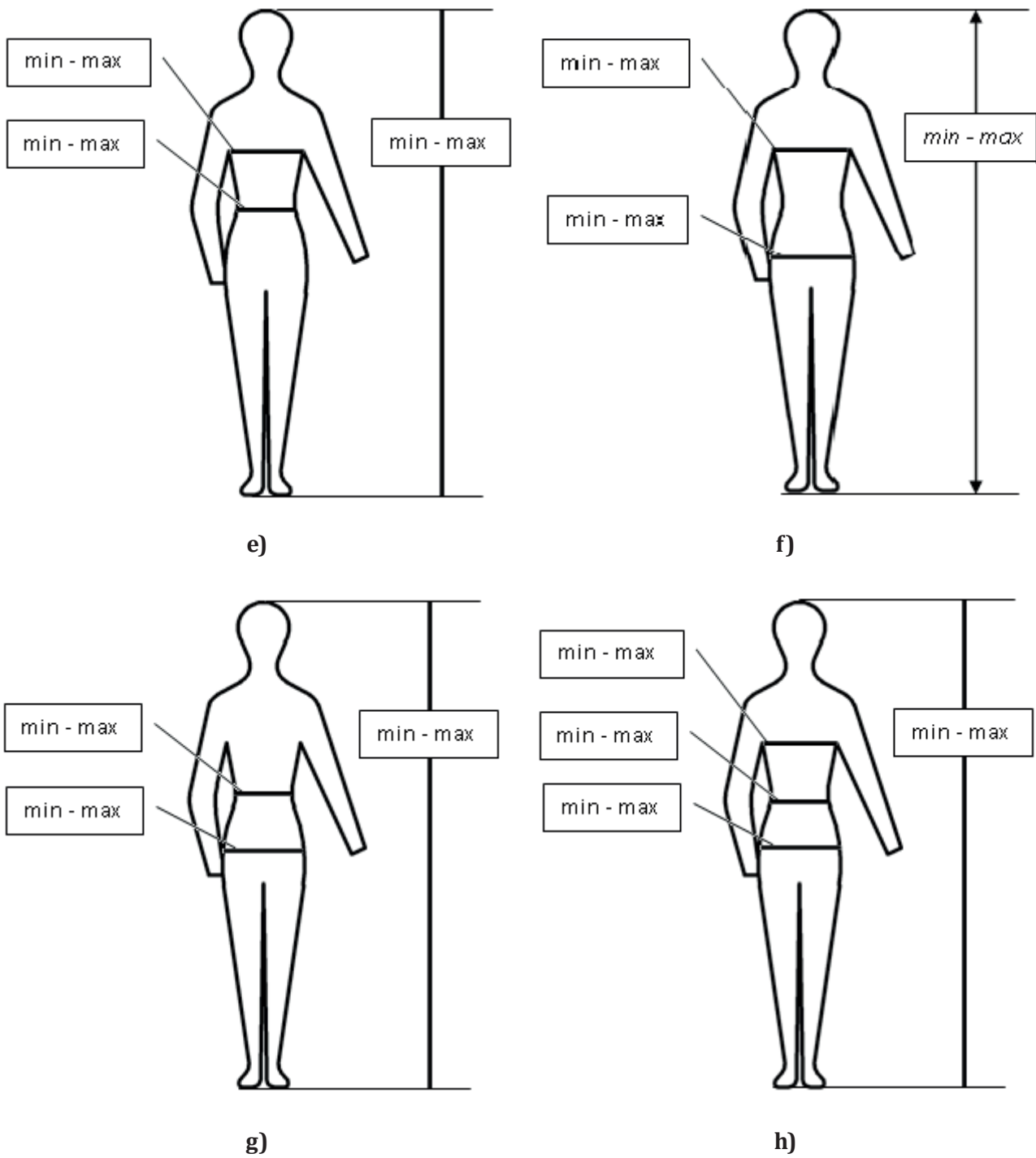


Figure A.7 — Boys' swimwear covering the torso (PD: height; SD: chest girth, waist girth, hip girth) (2 of 2)

A.5 Example of labels for women's suits – jacket and skirt

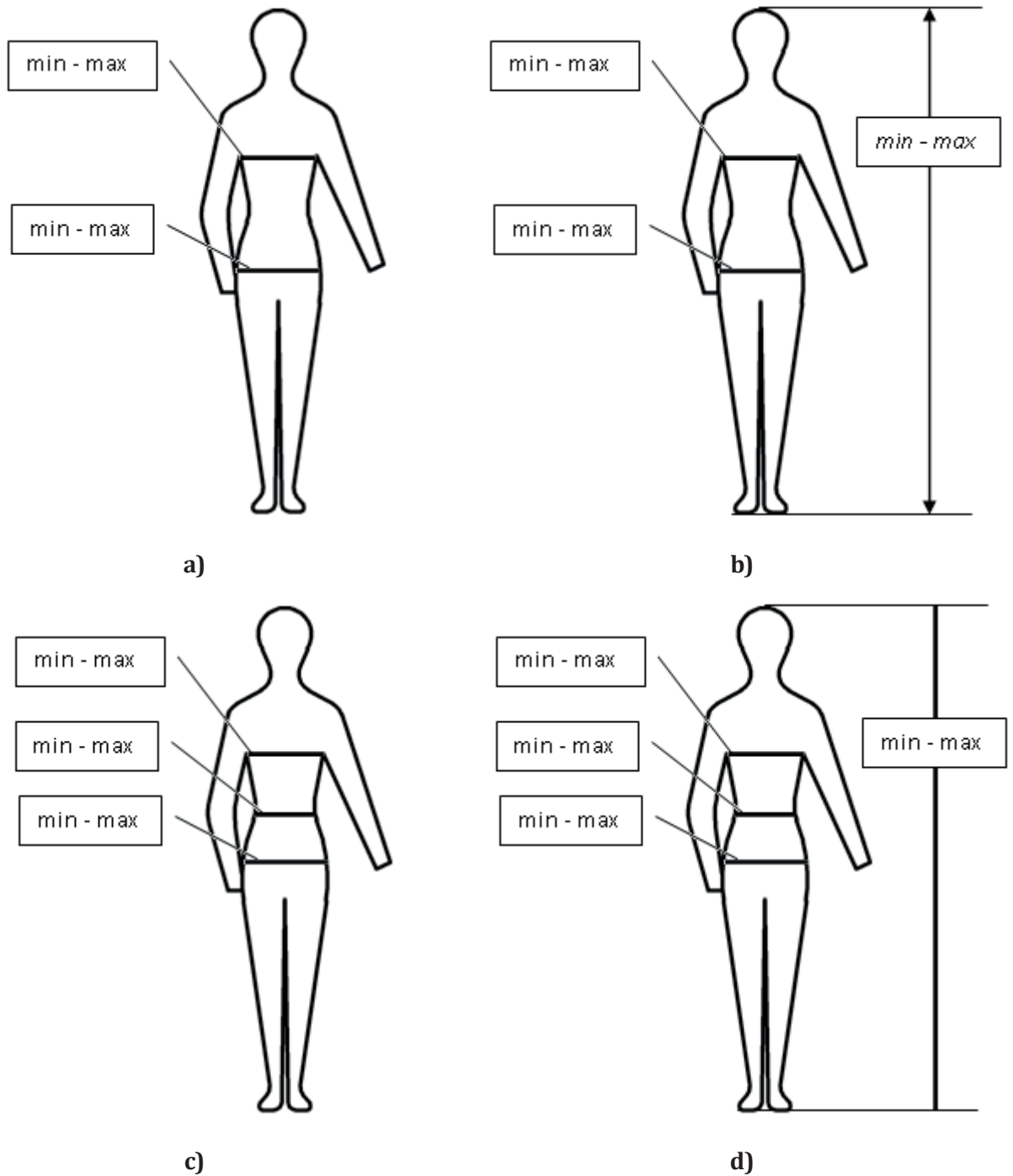


Figure A.8 — Women's suit – jacket and skirt (PD: bust girth and hip girth; SD: height, waist girth)

A.6 Example of labels for women's leggings

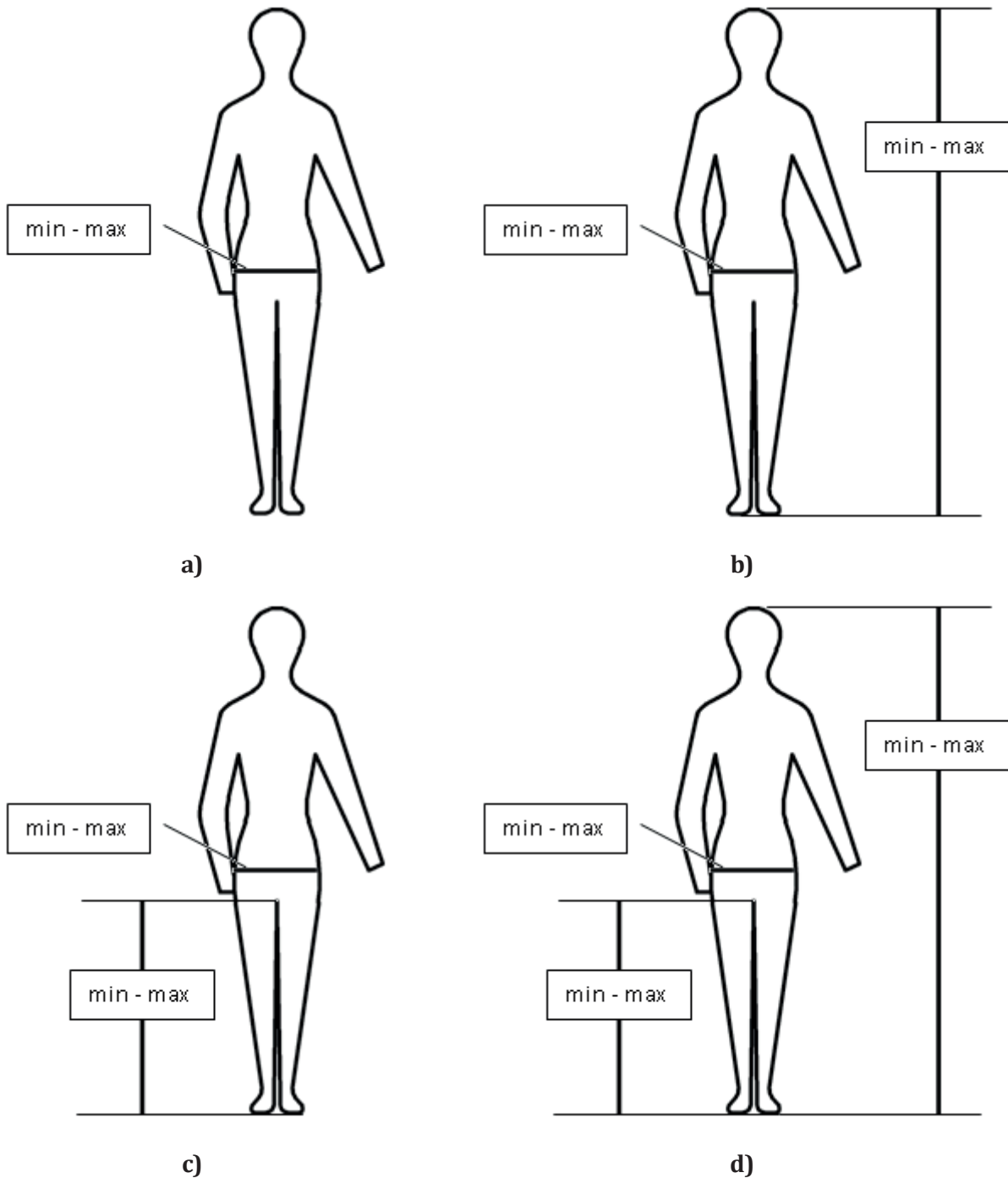


Figure A.9 — Women's leggings (PD: hip girth; SD: height, inside leg length)

A.7 Example of labels for girls' suits

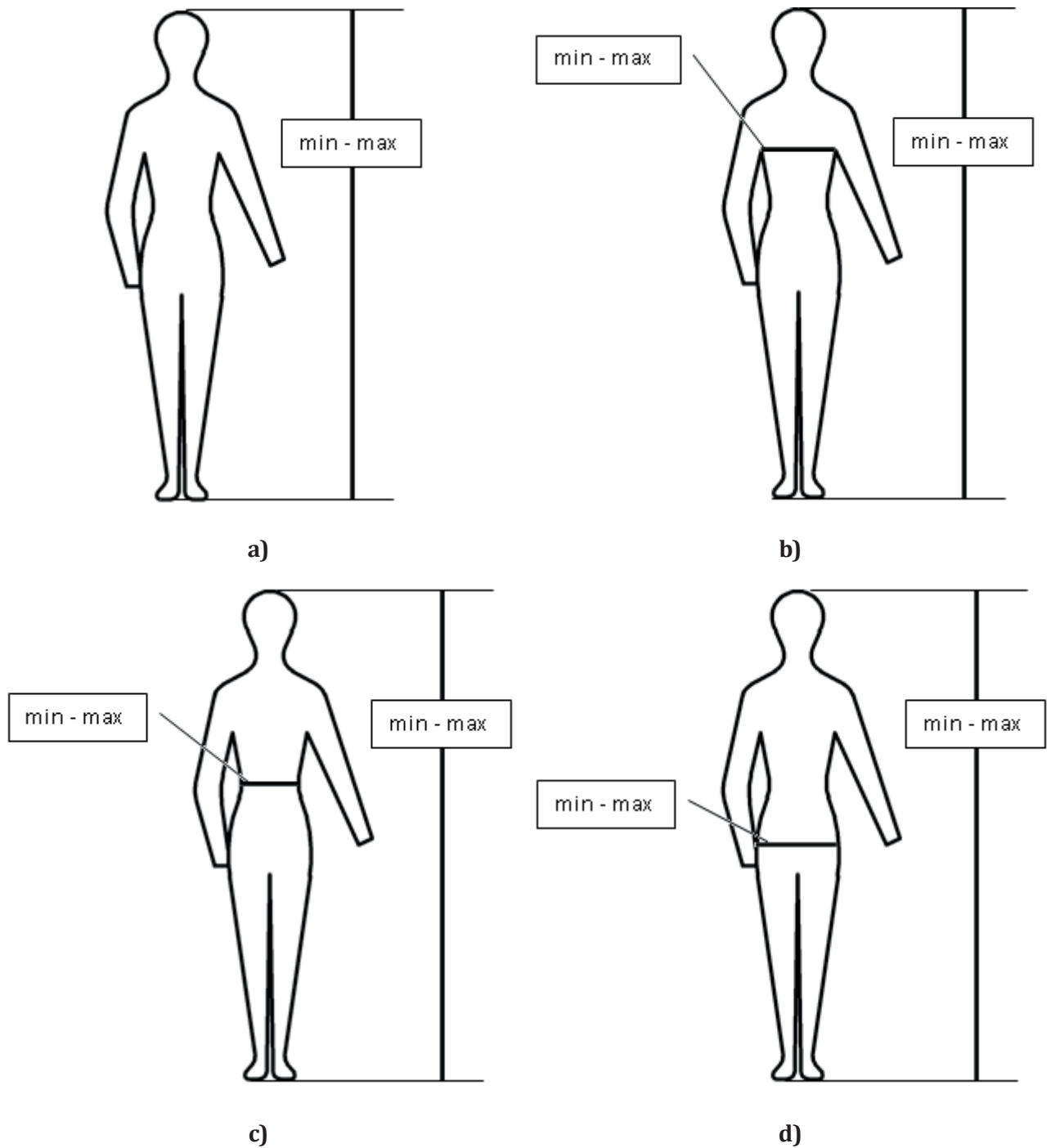


Figure A.10 — Girls' suit (PD: height; SD: bust girth, waist girth, hip girth) (1 of 2)

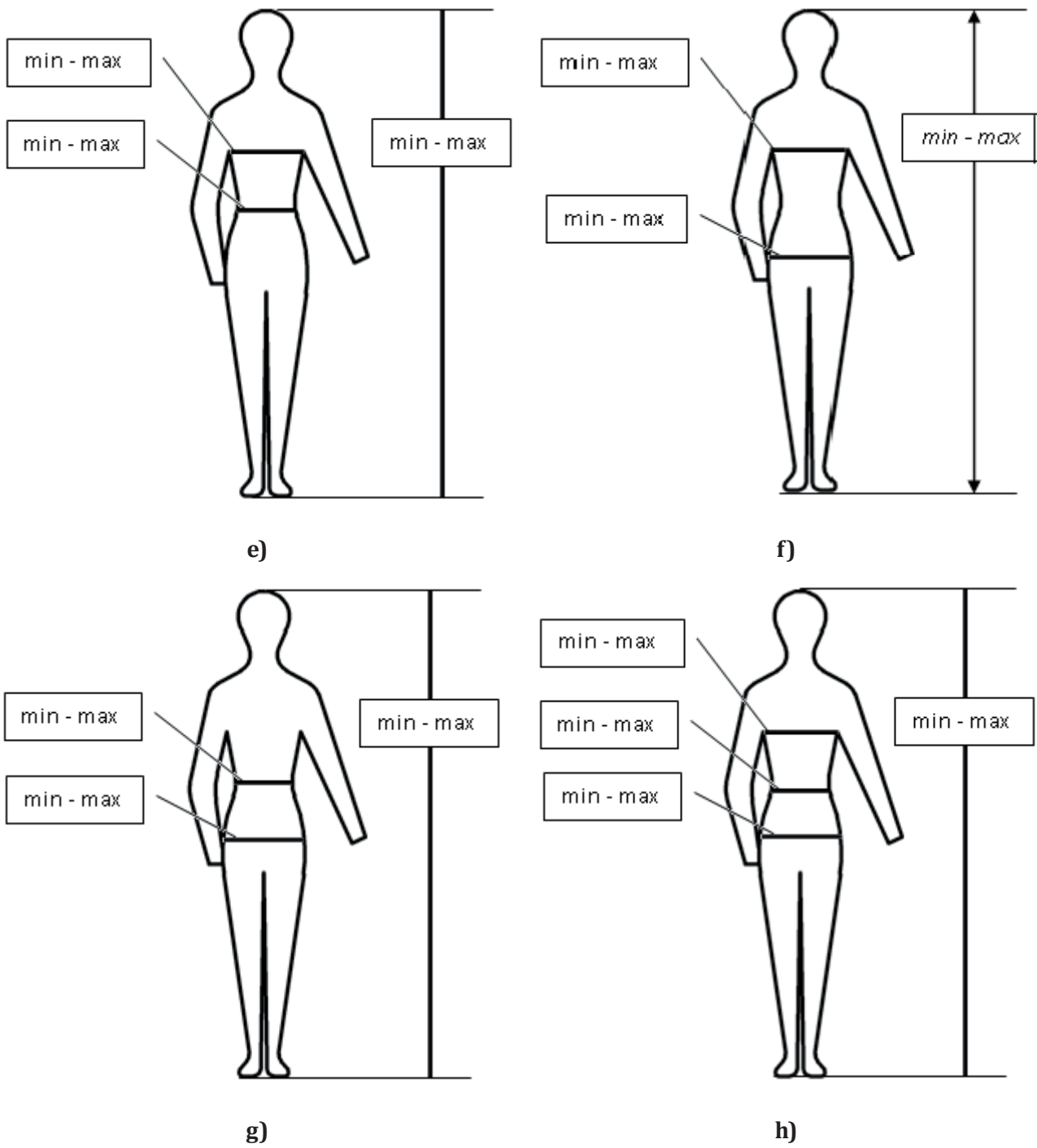
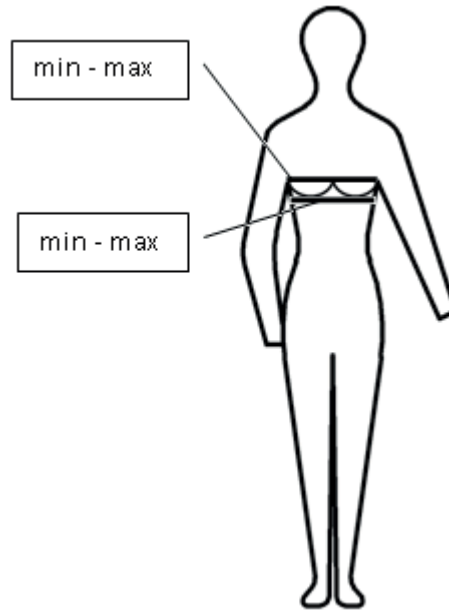
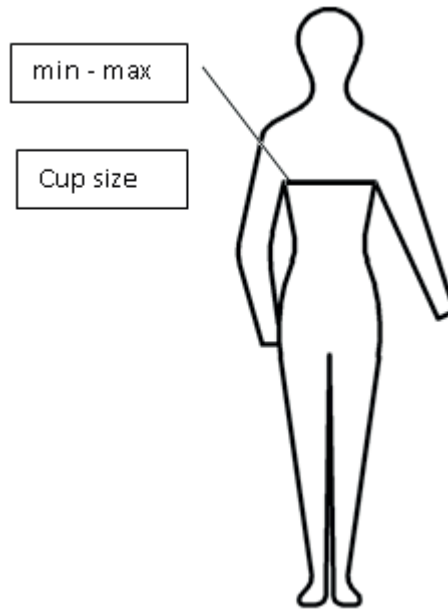


Figure A.10 — Girls' suit (PD: height; SD: bust girth, waist girth, hip girth) (2 of 2)

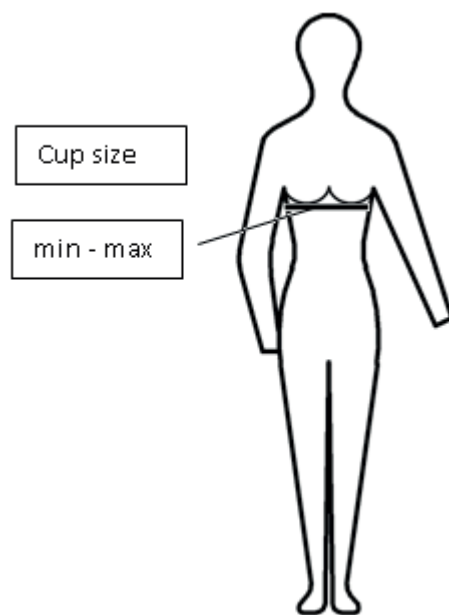
A.8 Example of labels for girls' swimwear with cups



a)



b)



c)

Figure A.11 — Girls' swimwear with cups (PD: bust girth and underbust girth), variant with cup size

A.9 Examples of labels for infants' garments

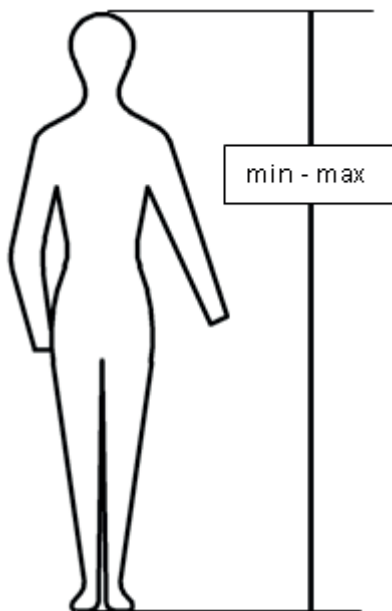


Figure A.12 — Infants' garment (PD: height)

A.10 Examples of labels for gloves

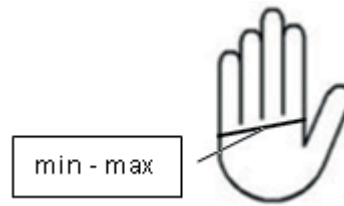


Figure A.13 — Glove (PD: hand girth)

A.11 Examples of labels for hats

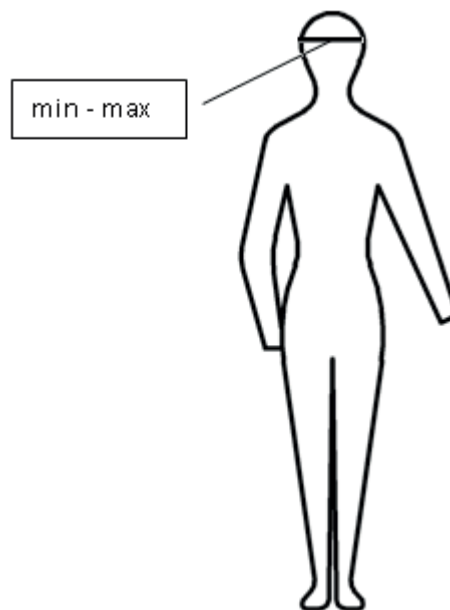


Figure A.14 — Hat (PD: head girth)

Bibliography

- [1] EN 13402-2, *Size designation of clothes - Part 2: Primary and secondary dimensions*
- [2] ISO 13688, *Protective clothing — General requirements*
- [3] ISO 4418, *Size designation of clothes — Gloves*
- [4] ISO 5971, *Size designation of clothes - Tights (Pantyhose)*

British Standards Institution (BSI)

BSI is the national body responsible for preparing British Standards and other standards-related publications, information and services.

BSI is incorporated by Royal Charter. British Standards and other standardization products are published by BSI Standards Limited.

About us

We bring together business, industry, government, consumers, innovators and others to shape their combined experience and expertise into standards-based solutions.

The knowledge embodied in our standards has been carefully assembled in a dependable format and refined through our open consultation process. Organizations of all sizes and across all sectors choose standards to help them achieve their goals.

Information on standards

We can provide you with the knowledge that your organization needs to succeed. Find out more about British Standards by visiting our website at bsigroup.com/standards or contacting our Customer Services team or Knowledge Centre.

Buying standards

You can buy and download PDF versions of BSI publications, including British and adopted European and international standards, through our website at bsigroup.com/shop, where hard copies can also be purchased.

If you need international and foreign standards from other Standards Development Organizations, hard copies can be ordered from our Customer Services team.

Copyright in BSI publications

All the content in BSI publications, including British Standards, is the property of and copyrighted by BSI or some person or entity that owns copyright in the information used (such as the international standardization bodies) and has formally licensed such information to BSI for commercial publication and use.

Save for the provisions below, you may not transfer, share or disseminate any portion of the standard to any other person. You may not adapt, distribute, commercially exploit, or publicly display the standard or any portion thereof in any manner whatsoever without BSI's prior written consent.

Storing and using standards

Standards purchased in soft copy format:

- A British Standard purchased in soft copy format is licensed to a sole named user for personal or internal company use only.
- The standard may be stored on more than 1 device provided that it is accessible by the sole named user only and that only 1 copy is accessed at any one time.
- A single paper copy may be printed for personal or internal company use only.

Standards purchased in hard copy format:

- A British Standard purchased in hard copy format is for personal or internal company use only.
- It may not be further reproduced – in any format – to create an additional copy. This includes scanning of the document.

If you need more than 1 copy of the document, or if you wish to share the document on an internal network, you can save money by choosing a subscription product (see 'Subscriptions').

Reproducing extracts

For permission to reproduce content from BSI publications contact the BSI Copyright & Licensing team.

Subscriptions

Our range of subscription services are designed to make using standards easier for you. For further information on our subscription products go to bsigroup.com/subscriptions.

With **British Standards Online (BSOL)** you'll have instant access to over 55,000 British and adopted European and international standards from your desktop. It's available 24/7 and is refreshed daily so you'll always be up to date.

You can keep in touch with standards developments and receive substantial discounts on the purchase price of standards, both in single copy and subscription format, by becoming a **BSI Subscribing Member**.

PLUS is an updating service exclusive to BSI Subscribing Members. You will automatically receive the latest hard copy of your standards when they're revised or replaced.

To find out more about becoming a BSI Subscribing Member and the benefits of membership, please visit bsigroup.com/shop.

With a **Multi-User Network Licence (MUNL)** you are able to host standards publications on your intranet. Licences can cover as few or as many users as you wish. With updates supplied as soon as they're available, you can be sure your documentation is current. For further information, email subscriptions@bsigroup.com.

Revisions

Our British Standards and other publications are updated by amendment or revision.

We continually improve the quality of our products and services to benefit your business. If you find an inaccuracy or ambiguity within a British Standard or other BSI publication please inform the Knowledge Centre.

Useful Contacts

Customer Services

Tel: +44 345 086 9001

Email (orders): orders@bsigroup.com

Email (enquiries): cservices@bsigroup.com

Subscriptions

Tel: +44 345 086 9001

Email: subscriptions@bsigroup.com

Knowledge Centre

Tel: +44 20 8996 7004

Email: knowledgecentre@bsigroup.com

Copyright & Licensing

Tel: +44 20 8996 7070

Email: copyright@bsigroup.com

BSI Group Headquarters

389 Chiswick High Road London W4 4AL UK