



BSI Standards Publication

Reciprocating internal combustion engines — Vocabulary of components and systems

Part 3: Valves, camshaft drives and actuating mechanisms

NO COPYING WITHOUT BSI PERMISSION EXCEPT AS PERMITTED BY COPYRIGHT LAW

raising standards worldwide[™]

Copyright British Standards Institution
Provided by IHS under license with BSI - Uncontrolled Copy
No reproduction or networking permitted without license from IHS

Not for Resale

**Reciprocating internal combustion
engines — Vocabulary of components
and systems —**

**Part 3:
Valves, camshaft drives and actuating
mechanisms**

*Moteurs alternatifs à combustion interne — Vocabulaire
des composants et des systèmes —*

Partie 3: Soupapes, arbres à cames et mécanismes de commande



Reference number
ISO 7967-3:2010(E)

© ISO 2010

PDF disclaimer

This PDF file may contain embedded typefaces. In accordance with Adobe's licensing policy, this file may be printed or viewed but shall not be edited unless the typefaces which are embedded are licensed to and installed on the computer performing the editing. In downloading this file, parties accept therein the responsibility of not infringing Adobe's licensing policy. The ISO Central Secretariat accepts no liability in this area.

Adobe is a trademark of Adobe Systems Incorporated.

Details of the software products used to create this PDF file can be found in the General Info relative to the file; the PDF-creation parameters were optimized for printing. Every care has been taken to ensure that the file is suitable for use by ISO member bodies. In the unlikely event that a problem relating to it is found, please inform the Central Secretariat at the address given below.



COPYRIGHT PROTECTED DOCUMENT

© ISO:2010

All rights reserved. Unless otherwise specified, no part of this publication may be reproduced or utilized in any form or by any means, electronic or mechanical, including photocopying and microfilm, without permission in writing from either ISO at the address below or ISO's member body in the country of the requester.

ISO copyright office
Case postale 56 • CH-1211 Geneva 20
Tel. + 41 22 749 01 11
Fax + 41 22 749 09 47
E-mail copyright@iso.org
Web www.iso.org

Published in Switzerland

Foreword

ISO (the International Organization for Standardization) is a worldwide federation of national standards bodies (ISO member bodies). The work of preparing International Standards is normally carried out through ISO technical committees. Each member body interested in a subject for which a technical committee has been established has the right to be represented on that committee. International organizations, governmental and non-governmental, in liaison with ISO, also take part in the work. ISO collaborates closely with the International Electrotechnical Commission (IEC) on all matters of electrotechnical standardization.

International Standards are drafted in accordance with the rules given in the ISO/IEC Directives, Part 2.

The main task of technical committees is to prepare International Standards. Draft International Standards adopted by the technical committees are circulated to the member bodies for voting. Publication as an International Standard requires approval by at least 75 % of the member bodies casting a vote.

Attention is drawn to the possibility that some of the elements of this document may be the subject of patent rights. ISO shall not be held responsible for identifying any or all such patent rights.

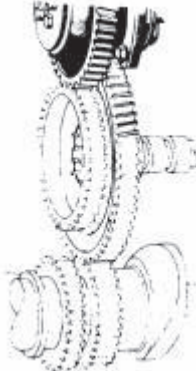
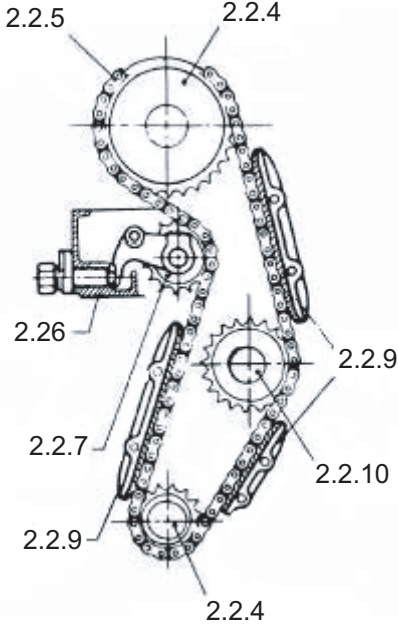
ISO 7967-3 was prepared by Technical Committee ISO/TC 70, *Internal combustion engines*.

This second edition cancels and replaces the first edition (ISO 7967-3:1987), which has been technically revised.

ISO 7967 consists of the following parts, under the general title *Reciprocating internal combustion engines — Vocabulary of components and systems*:

- *Part 1: Structure and external covers*
- *Part 2: Main running gear*
- *Part 3: Valves, camshaft drive and actuating mechanisms*
- *Part 4: Pressure charging and air/exhaust gas ducting systems*
- *Part 5: Cooling systems*
- *Part 6: Lubricating systems*
- *Part 7: Governing systems*
- *Part 8: Starting systems*
- *Part 9: Control and monitoring systems*

2.2 Camshaft drive

N°	Term	Definition	Illustration	
2.2.1	camshaft drive	mechanism by which the camshaft is rotated		
2.2.2	gear drive	crankshaft-to-camshaft drive by means of a series of gears		
2.2.3	chain drive	crankshaft-to-camshaft drive by means of sprocket wheels and timing chain		
2.2.4	sprocket wheel	wheel that drives or is driven by the timing chain		
2.2.5	timing chain	component to transmit movement from the crankshaft to the camshaft		
2.2.6	chain tension adjuster assembly	mechanism to compensate for the increase in length resulting from chain wear, using a tensioning wheel or a slide rail NOTE Actuation is by spring or hydraulic mechanism.		
2.2.7	tensioning wheel	wheel pressed against the chain to adjust its tension		
2.2.8	slide rail	rail pressed against the chain to adjust its tension		
2.2.9	slide bars	pair of components to absorb vibrations and to guide the chain		
2.2.10	guide wheel	wheel to guide the chain		
2.2.11	synchronous belt drive	crankshaft-to-camshaft drive by means of synchronous belt pulleys and belt		

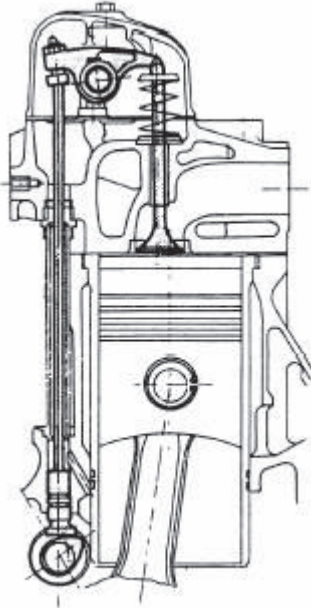


N°	Term	Definition	Illustration
2.2.12	synchronous belt pulley	pulley that has teeth to mesh with the teeth of a synchronous belt	
2.2.13	synchronous belt	elastic endless toothed belt	
2.2.14	belt tensioner	mechanism to adjust tension in the belt	
2.2.15	tensioning pulley	pulley pressed against the belt to adjust its tension	


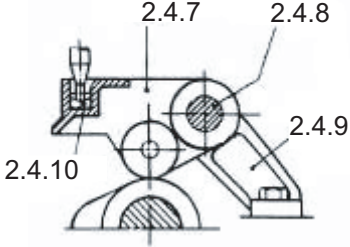
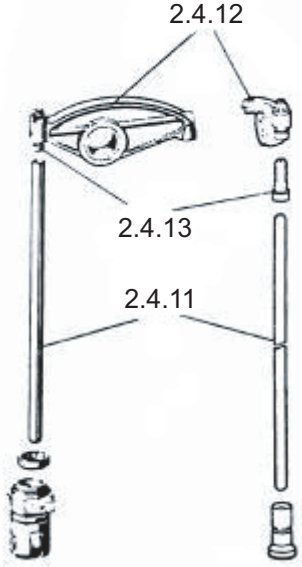
2.3 Valves



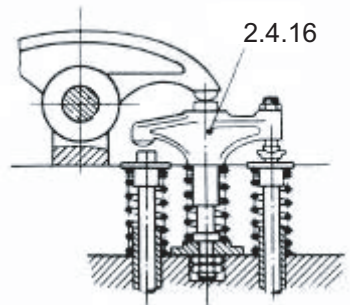
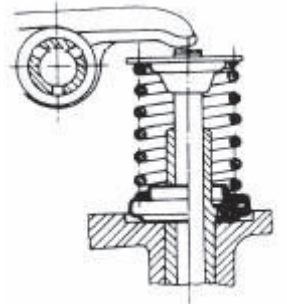
N°	Term	Definition	Illustration
2.3.1	valve poppet valve	component consisting of stem, head and face (seat) which allows combustion gases to enter or leave the cylinder	

N°	Term	Definition	Illustration
2.3.2	inlet valve	valve by which a fresh charge is admitted into the engine combustion chamber	
2.3.3	exhaust valve	valve by which the exhaust gases are discharged from the engine combustion chamber	
2.3.4	valve spring retainer	component used to hold the valve spring and to transmit spring force to the valve stem	
2.3.5	valve collet valve key valve lock	pair of components that hold the valve spring retainer on the valve stem	
2.3.6	valve spring washer	washer that prevents damage to the cylinder head	
2.3.7	valve spring	spring that closes the valve	
2.3.8	valve guide	component that guides the valve	
2.3.9	valve seat insert	replaceable valve seat in the cylinder head	
2.3.10	valve stem seal	seal between valve stem and valve guide located at the upper and/or lower end of the valve guide to prevent oil entering into cylinder head	
2.3.11	valve cage	<p>component separate from the cylinder head into which the valve is fitted</p> <p>NOTE Cooled valve cages have the additional notation "cooled".</p>	

2.4 Actuating mechanism

N°	Term	Definition	Illustration
2.4.1	actuating mechanism	components used to convert the rotary motion of the cam to the reciprocating motion of valves and fuel pumps	
2.4.2	tappet	device that bears on the cam and slides in a guide to transmit reciprocating motion	
2.4.3	sliding tappet	flat-faced tappet in sliding contact with the cam	
2.4.4	roller tappet	tappet that carries a roller that runs in contact with the cam	

N°	Term	Definition	Illustration
2.4.5	tappet roller	part of the roller tappet that is used to transfer cam stroke to the tappet	
2.4.6	tappet guide	component to guide the tappet	
2.4.7	cam follower	lever that bears on the cam and transmits reciprocating motion	
2.4.8	cam follower shaft	shaft about which the cam follower pivots	
2.4.9	cam follower bracket	bracket that carries the cam follower	
2.4.10	thrust cup	part of the cam follower or the rocker arm subjected to push-rod pressure	
2.4.11	push-rod	rod that transmits motion from the tappet or cam follower to the rocker arm	
2.4.12	rocker arm rocker	components used to reverse push-rod movement	
2.4.13	valve adjuster	screw to adjust valve clearance	

N°	Term	Definition	Illustration
2.4.14	rocker arm bracket rocker arm pedestal	component that supports the rocker arm	
2.4.15	rocker arm shaft	component on which the rocker arm pivots	
2.4.16	valve bridge bridge piece	component operating two or more valves from a single force	
2.4.17	valve rotator	mechanism that rotates the valve	

Alphabetic index

Term	Clause
actuating mechanism	2.4.1
adjuster, valve	2.4.13
arm, rocker	2.4.12
assembled camshaft	2.1.3
assembly, chain tension adjuster	2.2.6
bar, slide	2.2.9
belt tensioner	2.2.14
belt, synchronous	2.2.13

Term	Clause
bracket, cam follower	2.4.9
bracket, rocker arm	2.4.14
bridge piece	2.4.16
bridge, valve	2.4.16
cage, valve	2.3.11
cam	2.1.4
cam follower	2.4.7
cam follower bracket	2.4.9
cam follower shaft	2.4.8
camshaft	2.1.1
camshaft drive	2.2.1
camshaft, assembled	2.1.3
camshaft, one-piece	2.1.2
chain drive	2.2.3
chain tension adjuster assembly	2.2.6
chain, timing	2.2.5
collet, valve	2.3.5
cup, thrust	2.4.10
drive, camshaft	2.2.1
drive, chain	2.2.3
drive, gear	2.2.2
drive, synchronous belt	2.2.11
exhaust valve	2.3.3
follower, cam	2.4.7
gear drive	2.2.2
guide wheel	2.2.10
guide, tappet	2.4.6
guide, valve	2.3.8
inlet valve	2.3.2
key, valve	2.3.5
lock, valve	2.3.5
mechanism, actuating	2.4.1
one-piece camshaft	2.1.2
pedestal, rocker arm	2.4.14
poppet valve	2.3.1
pulley, synchronous belt	2.2.12
pulley, tensioning	2.2.15
push-rod	2.4.11

Term	Clause
rail, slide	2.2.8
retainer, valve spring	2.3.4
rocker	2.4.12
rocker arm	2.4.12
rocker arm bracket	2.4.14
rocker arm pedestal	2.4.14
rocker arm shaft	2.4.15
roller tappet	2.4.4
rotator, valve	2.4.17
seal, valve stem	2.3.10
seat, valve	2.3.9
shaft, cam follower	2.4.8
shaft, rocker arm	2.4.15
slide bar	2.2.9
slide rail	2.2.8
sliding tappet	2.4.3
spring, valve	2.3.7
sprocket wheel	2.2.4
synchronous belt	2.2.13
synchronous belt drive	2.2.11
synchronous belt pulley	2.2.12
tappet	2.4.2
tappet guide	2.4.6
tappet roller	2.4.5
tappet, roller	2.4.4
tappet, sliding	2.4.3
tensioner, belt	2.2.14
tensioning pulley	2.2.15
tensioning wheel	2.2.7
thrust cup	2.4.10
timing chain	2.2.5
valve adjuster	2.4.13
valve bridge	2.4.16
valve cage	2.3.11
valve collet	2.3.5
valve guide	2.3.8
valve key	2.3.5
valve lock	2.3.5

Term	Clause
valve rotator	2.4.17
valve seat	2.3.9
valve spring	2.3.7
valve spring retainer	2.3.4
valve spring washer	2.3.6
valve stem seal	2.3.10
valve, exhaust	2.3.3
valve, inlet	2.3.2
valve, poppet	2.3.1
washer, valve spring	2.3.6
wheel, guide	2.2.10
wheel, sprocket	2.2.4
wheel, tensioning	2.2.7

Bibliography

- [1] ISO 2710-1, *Reciprocating internal combustion engines — Vocabulary — Part 1: Terms for engine design and operation*

ICS 01.040.27; 27.020

Price based on 10 pages

www.bsigroup.com/standards

British Standards Institution (BSI)

BSI is the independent national body responsible for preparing British Standards and other standards-related publications, information and services.

It presents the UK view on standards in Europe and at the international level.

It is incorporated by Royal Charter.

Revisions

British Standards are updated by amendment or revision. Users of British Standards should make sure that they possess the latest amendments or editions.

It is the constant aim of BSI to improve the quality of our products and services. We would be grateful if anyone finding an inaccuracy or ambiguity while using this British Standard would inform the Secretary of the technical committee responsible, the identity of which can be found on the inside front cover.

Tel: +44 (0)20 8996 9001 Fax: +44 (0)20 8996 7001

BSI offers Members an individual updating service called PLUS which ensures that subscribers automatically receive the latest editions of standards.

Tel: +44 (0)20 8996 7669 Fax: +44 (0)20 8996 7001

Email: plus@bsigroup.com

Buying standards

You may buy PDF and hard copy versions of standards directly using a credit card from the BSI Shop on the website www.bsigroup.com/shop. In addition all orders for BSI, international and foreign standards publications can be addressed to BSI Customer Services.

Tel: +44 (0)20 8996 9001 Fax: +44 (0)20 8996 7001

Email: orders@bsigroup.com

In response to orders for international standards, it is BSI policy to supply the BSI implementation of those that have been published as British Standards, unless otherwise requested.

Information on standards

BSI provides a wide range of information on national, European and international standards through its Knowledge Centre.

Tel: +44 (0)20 8996 7004 Fax: +44 (0)20 8996 7005

Email: knowledgecentre@bsigroup.com

Various BSI electronic information services are also available which give details on all its products and services.

Tel: +44 (0)20 8996 7111 Fax: +44 (0)20 8996 7048

Email: info@bsigroup.com

BSI Subscribing Members are kept up to date with standards developments and receive substantial discounts on the purchase price of standards. For details of these and other benefits contact Membership Administration.

Tel: +44 (0)20 8996 7002 Fax: +44 (0)20 8996 7001

Email: membership@bsigroup.com

Information regarding online access to British Standards via British Standards Online can be found at www.bsigroup.com/BSOL

Further information about BSI is available on the BSI website at www.bsigroup.com/standards

Copyright

Copyright subsists in all BSI publications. BSI also holds the copyright, in the UK, of the publications of the international standardization bodies. Except as permitted under the Copyright, Designs and Patents Act 1988 no extract may be reproduced, stored in a retrieval system or transmitted in any form or by any means – electronic, photocopying, recording or otherwise – without prior written permission from BSI. This does not preclude the free use, in the course of implementing the standard of necessary details such as symbols, and size, type or grade designations. If these details are to be used for any other purpose than implementation then the prior written permission of BSI must be obtained. Details and advice can be obtained from the Copyright & Licensing Manager.

Tel: +44 (0)20 8996 7070

Email: copyright@bsigroup.com

BSI Group Headquarters

389 Chiswick High Road London W4 4AL UK

Tel +44 (0)20 8996 9001

Fax +44 (0)20 8996 7001

www.bsigroup.com/standards

raising standards worldwide™

Copyright British Standards Institution
Provided by IHS under license with BSI - Uncontrolled Copy
No reproduction or networking permitted without license from IHS

Not for Resale

