

BS ISO 7755-1:2013



BSI Standards Publication

Hardmetal burrs

Part 1: General specifications

bsi.

...making excellence a habit.™

National foreword

This British Standard is the UK implementation of ISO 7755-1:2013.

The UK participation in its preparation was entrusted to Technical Committee MTE/18, Tools tips and inserts for cutting applications.

A list of organizations represented on this committee can be obtained on request to its secretary.

This publication does not purport to include all the necessary provisions of a contract. Users are responsible for its correct application.

© The British Standards Institution 2013. Published by BSI Standards Limited 2013

ISBN 978 0 580 81024 4

ICS 25.100.20

Compliance with a British Standard cannot confer immunity from legal obligations.

This British Standard was published under the authority of the Standards Policy and Strategy Committee on 31 August 2013.

Amendments issued since publication

Date	Text affected
------	---------------

INTERNATIONAL
STANDARD

BS ISO 7755-1:2013

ISO
7755-1

Second edition
2013-08-15

Hardmetal burrs —

Part 1:
General specifications

Fraises-limes en métaux-durs —
Partie 1: Spécifications générales



Reference number
ISO 7755-1:2013(E)

© ISO 2013



COPYRIGHT PROTECTED DOCUMENT

© ISO 2013

All rights reserved. Unless otherwise specified, no part of this publication may be reproduced or utilized otherwise in any form or by any means, electronic or mechanical, including photocopying, or posting on the internet or an intranet, without prior written permission. Permission can be requested from either ISO at the address below or ISO's member body in the country of the requester.

ISO copyright office
Case postale 56 • CH-1211 Geneva 20
Tel. + 41 22 749 01 11
Fax + 41 22 749 09 47
E-mail copyright@iso.org
Web www.iso.org

Published in Switzerland

Contents

	Page
Foreword	iv
1 Scope	1
2 Normative references	1
3 Dimensions	1
3.1 Cutting diameter.....	1
3.2 Cylindrical shank.....	2
3.3 Relationship between cutting diameter and shank diameter	2
4 Direction of flute helix and direction of cut	3
5 Designation	3
5.1 Explanation of the designation code.....	3
5.2 Symbols	3
Annex A (informative) Relationship between designations in this part of ISO 7755 and ISO 13399 (all parts)	6
Bibliography	7

Foreword

ISO (the International Organization for Standardization) is a worldwide federation of national standards bodies (ISO member bodies). The work of preparing International Standards is normally carried out through ISO technical committees. Each member body interested in a subject for which a technical committee has been established has the right to be represented on that committee. International organizations, governmental and non-governmental, in liaison with ISO, also take part in the work. ISO collaborates closely with the International Electrotechnical Commission (IEC) on all matters of electrotechnical standardization.

The procedures used to develop this document and those intended for its further maintenance are described in the ISO/IEC Directives, Part 1. In particular the different approval criteria needed for the different types of ISO documents should be noted. This document was drafted in accordance with the editorial rules of the ISO/IEC Directives, Part 2. www.iso.org/directives

Attention is drawn to the possibility that some of the elements of this document may be the subject of patent rights. ISO shall not be held responsible for identifying any or all such patent rights. Details of any patent rights identified during the development of the document will be in the Introduction and/or on the ISO list of patent declarations received. www.iso.org/patents

Any trade name used in this document is information given for the convenience of users and does not constitute an endorsement.

The committee responsible for this document is ISO/TC 29, *Small tools*, Subcommittee SC 9, *Tools with cutting edges made of hard cutting materials*.

This second edition cancels and replaces the first edition (ISO 7755-1:1984), of which it constitutes a minor revision. The tolerances given in parentheses and shown in the first edition have been deleted from [Table 1](#); also, the shank diameters 3,15 mm and 6,3 mm, which had been accepted during the transitional period, have been deleted.

ISO 7755 consists of the following parts, under the general title *Hardmetal burrs*:

- *Part 1: General specifications*
- *Part 2: Cylindrical burrs (style A)*
- *Part 3: Cylindrical round- (ball-) nose burrs (style C)*
- *Part 4: Spherical burrs (style D)*
- *Part 5: Oval burrs (style E)*
- *Part 6: Arch round- (ball-) nose burrs (style F)*
- *Part 7: Arch pointed-nose burrs (style G)*
- *Part 8: Flame burrs (style H)*
- *Part 9: 60° and 90° cone burrs (styles J and K)*
- *Part 10: Conical round- (ball-) nose burrs (style L)*
- *Part 11: Conical pointed-nose burrs (style M)*
- *Part 12: Inverted cone burrs (style N)*

Hardmetal burrs —

Part 1: General specifications

1 Scope

This part of ISO 7755 specifies the common characteristics of hardmetal burrs of various styles, in solid design or with brazed shank.

The main dimensions of the cutting part of hardmetal burrs are dealt with individually in ISO 7755-2, ISO 7755-3, ISO 7755-4, ISO 7755-5, ISO 7755-6, ISO 7755-7, ISO 7755-8, ISO 7755-9, ISO 7755-10, ISO 7755-11 and ISO 7755-12.

2 Normative references

The following documents, in whole or in part, are normatively referenced in this document and are indispensable for its application. For dated references, only the edition cited applies. For undated references, the latest edition of the referenced document (including any amendments) applies.

ISO 7755-2, *Hardmetal burrs — Part 2: Cylindrical burrs (style A)*

ISO 7755-3, *Hardmetal burrs — Part 3: Cylindrical round- (ball-) nose burrs (style C)*

ISO 7755-4, *Hardmetal burrs — Part 4: Spherical burrs (style D)*

ISO 7755-5, *Hardmetal burrs — Part 5: Oval burrs (style E)*

ISO 7755-6, *Hardmetal burrs — Part 6: Arch round- (ball-) nose burrs (style F)*

ISO 7755-7, *Hardmetal burrs — Part 7: Arch pointed-nose burrs (style G)*

ISO 7755-8, *Hardmetal burrs — Part 8: Flame burrs (style H)*

ISO 7755-9, *Hardmetal burrs — Part 9: 60 degrees and 90 degrees cone burrs (styles J and K)*

ISO 7755-10, *Hardmetal burrs — Part 10: Conical round- (ball-) nose burrs (style L)*

ISO 7755-11, *Hardmetal burrs — Part 11: Conical pointed-nose burrs (style M)*

ISO 7755-12, *Hardmetal burrs — Part 12: Inverted cone burrs (style N)*

3 Dimensions

3.1 Cutting diameter

[Table 1](#) gives the series of cutting diameters and their related tolerances. The main dimensions of the cutting part of hardmetal burrs are specified individually in ISO 7755-2, ISO 7755-3, ISO 7755-4, ISO 7755-5, ISO 7755-6, ISO 7755-7, ISO 7755-8, ISO 7755-9, ISO 7755-10, ISO 7755-11 and ISO 7755-12.

Table 1 — Cutting diameters and related tolerances

Dimensions in millimetres

Cutting diameter	Tolerance
2	± 0,1
3	± 0,2
4	
6	
8	
10	
12	± 0,3
16	

3.2 Cylindrical shank

Shank diameter shall be 3 mm and 6 mm, with tolerance h9. Shank length shall be in accordance with [Table 2](#). The shank length is defined as the length of the burr minus the length of the cutting part as given in ISO 7755-2, ISO 7755-3, ISO 7755-4, ISO 7755-5, ISO 7755-6, ISO 7755-7, ISO 7755-8, ISO 7755-9, ISO 7755-10, ISO 7755-11 and ISO 7755-12.

NOTE These length ranges permit manufacture both of burrs with constant overall length and variable shank length, and of burrs with constant shank length and variable overall length. In the latter case, national standards are intended to indicate the agreed shank length.

The agreed shank length shall be within the limits given in [Table 2](#).

Table 2 — Shank diameter and length

Dimensions in millimetres

Shank diameter	Shank length
3	20 to 35
6	25 to 50

3.3 Relationship between cutting diameter and shank diameter

[Table 3](#) gives the possible combinations of cutting diameters and shank diameters.

Table 3 — Cutting diameters and shank diameters

Dimensions in millimetres

Cutting diameter	Shank diameter	
	3	6
2	×	
3	×	×
4	×	×
6	×	×
8		×
10		×
12		×
16		×

4 Direction of flute helix and direction of cut

Burrs shall have a right-hand helix and right-hand cut, unless otherwise specified.

60° and 90° cone burrs (shapes J and K) may also be straight fluted.

5 Designation

5.1 Explanation of the designation code

The designation of hardmetal burrs includes six symbols, the last one being optional.

The meaning of the symbols is as follows:

- 1 letter symbol identifying the burr style (see 5.2.1);
- 2 number symbol identifying the cutting diameter (see 5.2.2);
- 3 number symbol identifying the cutting part length (see 5.2.3);
- 4 letter symbol identifying the tooth type (see 5.2.4);
- 5 number symbol identifying the shank diameter (see 5.2.5);
- 6 number symbol identifying the shank length – optional (see 5.2.6).

EXAMPLE

1	2	3	4	5	6
C	12	25	M	06	30

5.2 Symbols

5.2.1 Symbol for the burr style — Reference 1

Table 4 gives the letter symbols identifying each burr style.

Table 4 — Letter symbols identifying burr styles

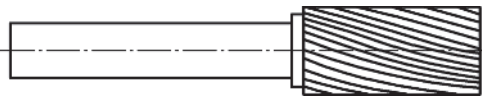
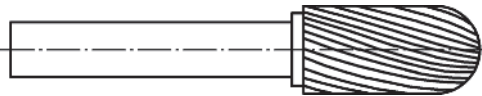
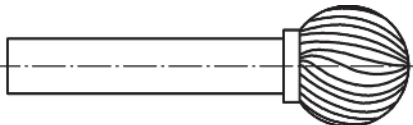
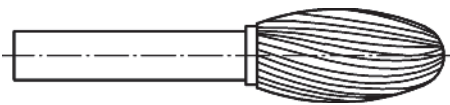
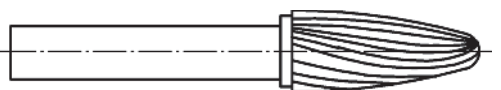
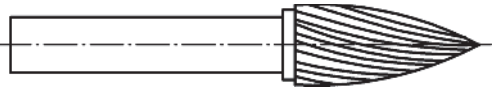
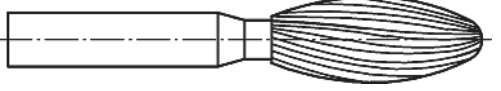
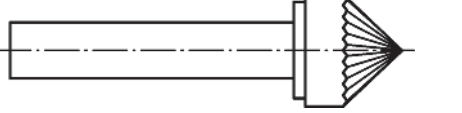
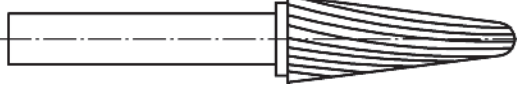

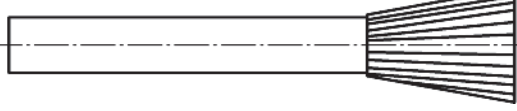
Letter symbol	Type	Illustration
A	Cylindrical burr	
C	Cylindrical round-(ball-)nose burr	
D	Spherical burr	
E	Oval burr	

Table 4 (continued)

Letter symbol	Type	Illustration
F	Arch round-(ball-)nose burr	
G	Arch pointed nose burr	
H	Flame burr	
J	60° cone burr	
K	90° cone burr	
L	Conical round-(ball-)nose burr	
M	Conical pointed nose burr	
N	Inverted cone burr	

5.2.2 Symbol for the cutting diameter — Reference 2

The number symbol is the numerical value of the cutting diameter, in millimetres. One-digit values shall be preceded by a “0” (zero).

EXAMPLE 1 cutting diameter 6 mm – symbol **06**

EXAMPLE 2 cutting diameter 12 mm – symbol **12**

5.2.3 Symbol for the cutting part length — Reference 3

The number symbol is the numerical value of the cutting part length, in millimetres, ignoring decimals. One-digit values shall be preceded by a “0” (zero).

EXAMPLE 1 cutting part length 5,2 mm – symbol **05**

EXAMPLE 2 cutting part length 10 mm – symbol **10**

5.2.4 Symbol for the tooth type — Reference 4

[Table 5](#) gives the letter symbols identifying each type of tooth.

Table 5 — Letter symbols identifying tooth types

Letter symbol	Tooth type
F	Fine teeth
M	Standard (medium) teeth
C	Coarse teeth
NOTE The intention is to study the number of teeth for each tooth type in the future.	

5.2.5 Symbol for the shank diameter — Reference 5

[Table 6](#) gives the number symbols identifying the shank diameter.

Table 6 — Number symbols identifying shank diameters

Dimensions in millimetres

Number symbol	Shank diameter
03	3
06	6

5.2.6 Symbol for the shank length — Reference 6

The optional number symbol is the numerical value of the shank length, in millimetres, ignoring decimals.

Annex A (informative)

Relationship between designations in this part of ISO 7755 and ISO 13399 (all parts)

For the relationship between designations in this part of ISO 7755 and preferred symbols according to the ISO 13399 series, see [Table A.1](#).

Table A.1 — Relationship between designations in this part of ISO 7755 and the ISO 13399 series

Symbol in this part of ISO 7755 (ISO 7755-1)	Reference in this part of ISO 7755 (ISO 7755-1)	Property name in the ISO 13399 series	Symbol in the ISO 13399 series	Reference in the ISO 13399 series
–	5.2.1	Burr type code	BTC	ISO/TS 13399-3 71DF1523869EE
–	5.2.2	Cutting diameter	DC	ISO/TS 13399-3 71E57F
–	5.2.3	Cutting edge length	L	ISO/TS 13399-3 71DD6C95DA49B
–	5.2.5	Connection diameter	DCON	ISO/TS 13399-3 71EBDBF5060E6
–	5.2.6	Shank length	LS	ISO/TS 13399-3 71CF298870946

Bibliography

- [1] ISO 13399 (all parts), *Cutting tool data representation and exchange*

British Standards Institution (BSI)

BSI is the national body responsible for preparing British Standards and other standards-related publications, information and services.

BSI is incorporated by Royal Charter. British Standards and other standardization products are published by BSI Standards Limited.

About us

We bring together business, industry, government, consumers, innovators and others to shape their combined experience and expertise into standards-based solutions.

The knowledge embodied in our standards has been carefully assembled in a dependable format and refined through our open consultation process. Organizations of all sizes and across all sectors choose standards to help them achieve their goals.

Information on standards

We can provide you with the knowledge that your organization needs to succeed. Find out more about British Standards by visiting our website at bsigroup.com/standards or contacting our Customer Services team or Knowledge Centre.

Buying standards

You can buy and download PDF versions of BSI publications, including British and adopted European and international standards, through our website at bsigroup.com/shop, where hard copies can also be purchased.

If you need international and foreign standards from other Standards Development Organizations, hard copies can be ordered from our Customer Services team.

Subscriptions

Our range of subscription services are designed to make using standards easier for you. For further information on our subscription products go to bsigroup.com/subscriptions.

With **British Standards Online (BSOL)** you'll have instant access to over 55,000 British and adopted European and international standards from your desktop. It's available 24/7 and is refreshed daily so you'll always be up to date.

You can keep in touch with standards developments and receive substantial discounts on the purchase price of standards, both in single copy and subscription format, by becoming a **BSI Subscribing Member**.

PLUS is an updating service exclusive to BSI Subscribing Members. You will automatically receive the latest hard copy of your standards when they're revised or replaced.

To find out more about becoming a BSI Subscribing Member and the benefits of membership, please visit bsigroup.com/shop.

With a **Multi-User Network Licence (MUNL)** you are able to host standards publications on your intranet. Licences can cover as few or as many users as you wish. With updates supplied as soon as they're available, you can be sure your documentation is current. For further information, email bsmusales@bsigroup.com.

BSI Group Headquarters

389 Chiswick High Road London W4 4AL UK

Revisions

Our British Standards and other publications are updated by amendment or revision.

We continually improve the quality of our products and services to benefit your business. If you find an inaccuracy or ambiguity within a British Standard or other BSI publication please inform the Knowledge Centre.

Copyright

All the data, software and documentation set out in all British Standards and other BSI publications are the property of and copyrighted by BSI, or some person or entity that owns copyright in the information used (such as the international standardization bodies) and has formally licensed such information to BSI for commercial publication and use. Except as permitted under the Copyright, Designs and Patents Act 1988 no extract may be reproduced, stored in a retrieval system or transmitted in any form or by any means – electronic, photocopying, recording or otherwise – without prior written permission from BSI. Details and advice can be obtained from the Copyright & Licensing Department.

Useful Contacts:

Customer Services

Tel: +44 845 086 9001

Email (orders): orders@bsigroup.com

Email (enquiries): cservices@bsigroup.com

Subscriptions

Tel: +44 845 086 9001

Email: subscriptions@bsigroup.com

Knowledge Centre

Tel: +44 20 8996 7004

Email: knowledgecentre@bsigroup.com

Copyright & Licensing

Tel: +44 20 8996 7070

Email: copyright@bsigroup.com



...making excellence a habit.™