

BS ISO 6531:2017



BSI Standards Publication

Machinery for forestry — Portable chain-saws — Vocabulary

National foreword

This British Standard is the UK implementation of ISO 6531:2017. It supersedes BS ISO 6531:2008 which is withdrawn.

The UK participation in its preparation was entrusted to Technical Committee AGE/29, Forestry machinery.

A list of organizations represented on this committee can be obtained on request to its secretary.

This publication does not purport to include all the necessary provisions of a contract. Users are responsible for its correct application.

© The British Standards Institution 2017.
Published by BSI Standards Limited 2017

ISBN 978 0 580 91743 1

ICS 01.040.65; 65.060.80

Compliance with a British Standard cannot confer immunity from legal obligations.

This British Standard was published under the authority of the Standards Policy and Strategy Committee on 31 March 2017.

Amendments/corrigenda issued since publication

Date	Text affected
------	---------------

INTERNATIONAL
STANDARD

BS ISO 6531:2017

ISO
6531

Fourth edition
2017-02

**Machinery for forestry — Portable
chain-saws — Vocabulary**

Matériel forestier — Scies à chaîne portatives — Vocabulaire



Reference number
ISO 6531:2017(E)

© ISO 2017



COPYRIGHT PROTECTED DOCUMENT

© ISO 2017, Published in Switzerland

All rights reserved. Unless otherwise specified, no part of this publication may be reproduced or utilized otherwise in any form or by any means, electronic or mechanical, including photocopying, or posting on the internet or an intranet, without prior written permission. Permission can be requested from either ISO at the address below or ISO's member body in the country of the requester.

ISO copyright office
Ch. de Blandonnet 8 • CP 401
CH-1214 Vernier, Geneva, Switzerland
Tel. +41 22 749 01 11
Fax +41 22 749 09 47
copyright@iso.org
www.iso.org

Contents

	Page
Foreword	iv
1 Scope	1
2 Normative references	1
3 Terms and definitions	1
Annex A (informative) Chain-saw positions	10
Bibliography	11

Foreword

ISO (the International Organization for Standardization) is a worldwide federation of national standards bodies (ISO member bodies). The work of preparing International Standards is normally carried out through ISO technical committees. Each member body interested in a subject for which a technical committee has been established has the right to be represented on that committee. International organizations, governmental and non-governmental, in liaison with ISO, also take part in the work. ISO collaborates closely with the International Electrotechnical Commission (IEC) on all matters of electrotechnical standardization.

The procedures used to develop this document and those intended for its further maintenance are described in the ISO/IEC Directives, Part 1. In particular the different approval criteria needed for the different types of ISO documents should be noted. This document was drafted in accordance with the editorial rules of the ISO/IEC Directives, Part 2 (see www.iso.org/directives).

Attention is drawn to the possibility that some of the elements of this document may be the subject of patent rights. ISO shall not be held responsible for identifying any or all such patent rights. Details of any patent rights identified during the development of the document will be in the Introduction and/or on the ISO list of patent declarations received (see www.iso.org/patents).

Any trade name used in this document is information given for the convenience of users and does not constitute an endorsement.

For an explanation on the voluntary nature of standards, the meaning of ISO specific terms and expressions related to conformity assessment, as well as information about ISO's adherence to the World Trade Organization (WTO) principles in the Technical Barriers to Trade (TBT) see the following URL: www.iso.org/iso/foreword.html.

This document was prepared by Technical Committee ISO/TC 23, *Tractors and machinery for agriculture and forestry*, Subcommittee SC 17, *Manually portable forest machinery*.

This fourth edition cancels and replaces the third edition (ISO 6531:2008), which has been technically revised, with the following main changes:

- terms and definitions [3.1.7](#), [3.3.1](#), [3.4.1.1](#), [3.5.7](#), [3.9.10](#), [3.9.10.1](#), [3.9.10.2](#), [3.9.10.3](#) and [3.9.11](#) have been added.

Machinery for forestry — Portable chain-saws — Vocabulary

1 Scope

This document defines terms relating to the mechanical aspects of portable chain-saws, saw-chain and guide bars.

The chain-saw positions are shown in [Annex A](#).

2 Normative references

There are no normative references in this document.

3 Terms and definitions

For the purposes of this document, the following terms and definitions apply.

ISO and IEC maintain terminological databases for use in standardization at the following addresses:

- IEC Electropedia: available at <http://www.electropedia.org/>
- ISO Online browsing platform: available at <http://www.iso.org/obp>

3.1 Work functions

3.1.1

felling

separation of a standing tree from its root system

3.1.2

delimiting

removal of branches from trees or parts of trees

3.1.3

bucking

slashing

cutting of felled or uprooted trees, or parts of trees, into lengths

3.1.4

splitting

dividing of trees or parts of trees longitudinally into pieces

3.1.5

boring

process of cutting with the *saw-chain* ([3.3.1](#)) at the nose (tip) of the *guide bar* ([3.3.5](#)) in order to make a hole

3.1.6

kickback

rapid upward and backward motion of the saw which can occur when the moving *saw-chain* ([3.3.1](#)) near the upper portion of the tip of the *guide bar* ([3.3.5](#)) contacts an object such as a log or branch

3.1.7

pinch kickback

rapid pushback of the chain saw that can occur when the wood closes in and pinches the moving *saw-chain* (3.3.1) in the cut along the top of the *guide bar* (3.3.5)

3.1.8

pruning

removal of live or dead branches, or of multiple leaders of shoots, from standing trees

3.2 Types of chain-saws

3.2.1

chain-saw

power-driven tool designed to cut wood with a *saw-chain* (3.3.1) and consisting of an integrated compact unit of handles, power source, *guide bar* (3.3.5) and saw-chain, designed to be supported with two hands

3.2.1.1

chain-saw for forest service

chain-saw designed for forest work such as *felling* (3.1.1), *delimiting* (3.1.2) and *bucking* (3.1.3)

Note 1 to entry: See [Figure 1](#).

3.2.1.2

chain-saw for tree service

specialized chain-saw of limited mass, designed for use by a trained operator for *pruning* (3.1.8) and dismantling standing tree crowns

Note 1 to entry: See [Figure 2](#).

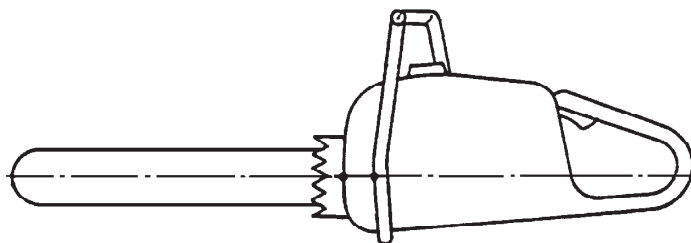


Figure 1 — Chain-saw for forest service

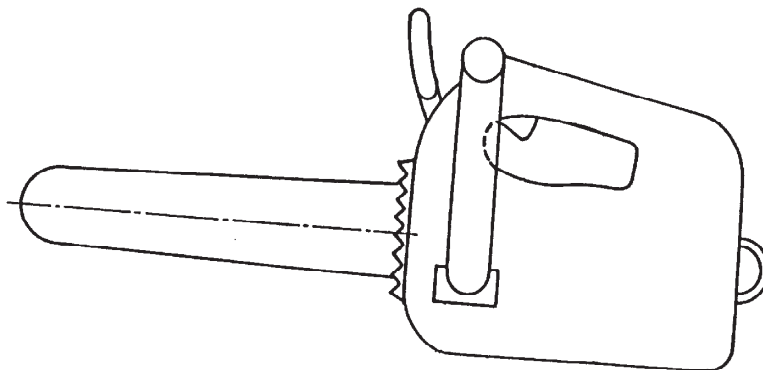


Figure 2 — Chain-saw for tree service

3.3 Cutting equipment

3.3.1

saw-chain

chain serving as a cutting tool, consisting of drive links, cutters and side links held together by rivets

Note 1 to entry: See [Figure 3](#) and [Figure 4](#).

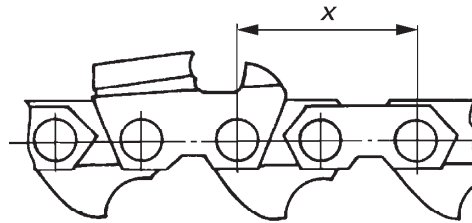
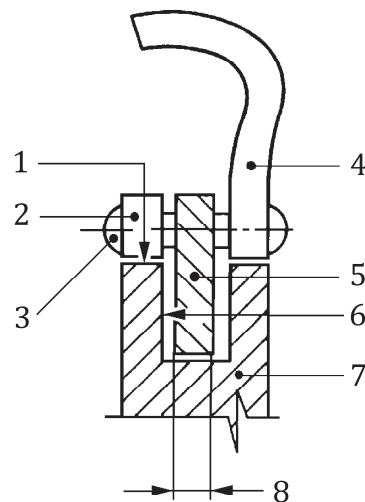


Figure 3 — Part of saw-chain



Key

- 1 guide bar rail
- 2 side-link
- 3 rivet
- 4 cutter
- 5 drive link
- 6 guide bar groove
- 7 guide bar
- 8 chain gauge

Figure 4 — Saw-chain and guide bar details

3.3.2

chain guides

plates or guides fitted on one or both sides of the *guide bar* (3.3.5) where the *saw-chain* (3.3.1) enters the groove, for assisting in guiding the saw-chain between the *drive sprocket* (3.3.3) and the guide bar

3.3.3

drive sprocket

part that transmits rotational motion from the *chain-saw* (3.2.1) power source to the *saw-chain* (3.3.1)

3.3.3.1

rim sprocket

drive sprocket (3.3.3) with rims on which the side and cutter links run

3.3.3.2

spur sprocket

drive sprocket (3.3.3) in which the drive links run and the side and cutter links are supported

3.3.4

nose sprocket

rotating part at the tip of the *guide bar* (3.3.5) which supports the *saw-chain* (3.3.1) around the tip

3.3.5

guide bar

part that supports and guides the *saw-chain* (3.3.1)

3.3.6

chain pitch

arithmetic mean of the distances between three adjacent rivets

Note 1 to entry: See x in [Figure 3](#).

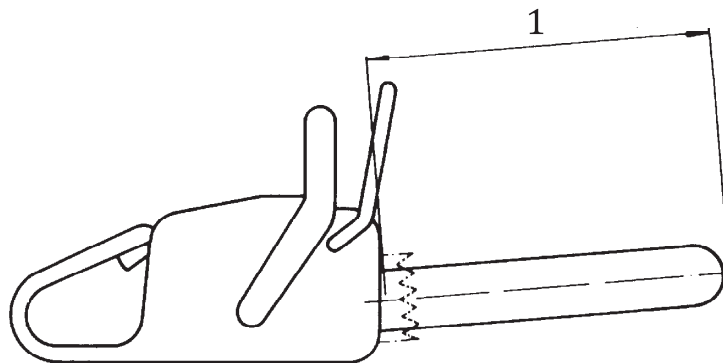
3.3.7

cutting length

<chain-saw without fixed spiked bumper> approximate length of cut a chain-saw will make with the *chain tension adjuster* (3.5.1) set at mid-position.

Note 1 to entry: The length is generally expressed in terms of the nearest whole unit of measure.

Note 2 to entry: See [Figure 5](#).



Key

1 cutting length

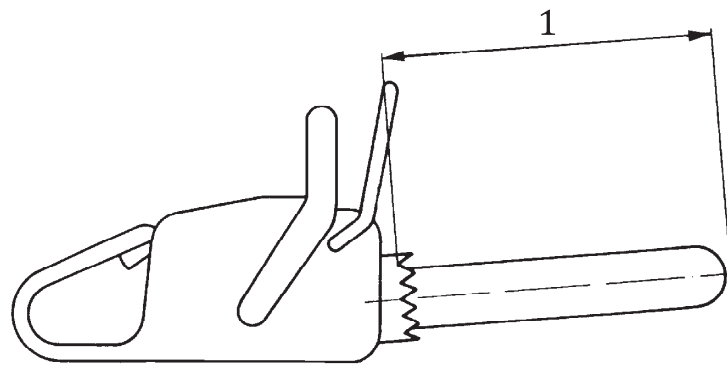
Figure 5 — Cutting length — Saw with removable or no spiked bumper

3.3.8

cutting length

<chain-saw with permanently fixed spiked bumper> distance from the root (base) of the spiked bumper, along the guide bar axis, to the outside edge of the cutter, or on, if applicable, the inside part of the *bar tip guard* (3.4.3) with the *chain tension adjuster* (3.5.1) set at mid-position

Note 1 to entry: See [Figure 6](#).



Key

1 cutting length

Figure 6 — Cutting length — Saw with fixed spiked bumper

3.4 Safety devices

3.4.1

chain brake

device for stopping or locking the *saw-chain* (3.3.1), activated manually or non-manually when *kickback* (3.1.6) occurs

3.4.1.1

manually activated chain brake

brake which is intended to be actuated by the hand of the operator

3.4.1.2

non-manually activated chain brake

brake which is actuated irrespective of operator intervention when a *kickback* (3.1.6) occurs

3.4.2

chain brake lever

device, usually the front hand-guard used to activate the *chain brake* (3.4.1)

3.4.2.1

front hand-guard

structural barrier between the *front handle* (3.7.1) of the *chain-saw* (3.2.1) and the *saw-chain* (3.3.1) for protecting the hand from injury if the hand slips off the handle, and may also be the device used to activate the *chain brake* (3.4.1)

3.4.3

bar tip guard

shield that prevents contact with the *saw-chain* (3.3.1) at the tip of the *guide bar* (3.3.5), which may be removable and replaceable, for reducing the incidence of rotational *kickback* (3.1.6)

3.4.4

chain catcher

device for restraining the *saw-chain* (3.3.1) if it breaks or comes off the *guide bar* (3.3.5)

3.4.5

clutch cover

protective cover for the *clutch* (3.9.1) and/or the *drive sprocket* (3.3.3)

3.4.6

rear hand-guard

structural barrier at the bottom right side of the *rear handle* (3.7.2) of the *chain-saw* (3.2.1) for protecting the hand from the *saw-chain* (3.3.1) if the saw-chain breaks or comes off the *guide bar* (3.3.5)

3.4.7

stop switch

device which initiates the stopping of the power source

3.4.8

throttle trigger lockout

device that prevents operation of the *throttle trigger* (3.5.8) without intentional manual intervention

3.4.9

guide bar cover

device covering the *saw-chain* (3.3.1) on the *guide bar* (3.3.5) during transportation or storage of the machine

3.5 Control system

3.5.1

chain tension adjuster

device, often acting on the *guide bar* (3.3.5), for adjusting the saw-chain tension

3.5.2

choke

device for enriching the fuel/air mixture in the carburettor to aid starting

3.5.3

decompression valve

device for lowering the compression in the cylinder to aid starting

3.5.4

manual oiler

manually operated pump to deliver oil to the *guide bar* (3.3.5) and the *saw-chain* (3.3.1)

3.5.5

chain oil flow adjuster

device for adjusting the delivery of saw-chain oil to the *guide bar* (3.3.5) and the *saw-chain* (3.3.1)

3.5.6

primer

device for supplying fuel to the pump of the carburettor to aid starting

3.5.7

throttle control latch

device to temporarily set the throttle in a partially open position to aid in starting

3.5.8

throttle trigger

device, usually a lever, activated by the operator's hand or finger, for controlling the engine speed and/or power

3.5.9

recoil starter

device for starting the engine by pulling a rewind rope which automatically rewinds when released

3.5.10

electric starter

device that rotates the engine crank shaft using external power, such as battery or mains, for starting

3.6 Carburettor setting

3.6.1

idle-speed adjuster

device, normally a screw, acting on the throttle, for adjusting the *idling speed* ([3.9.7](#))

3.6.2

low-speed mixture adjuster

device, normally a screw, for adjusting fuel delivery at *idling speed* ([3.9.7](#))

3.6.3

high-speed mixture adjuster

device, normally a screw, for adjusting fuel delivery at full throttle

3.7 Handles

3.7.1

front handle

support handle located at, or toward the front of the *chain-saw* ([3.2.1](#)), and intended to be gripped by the left hand

3.7.2

rear handle

support handle located at, or toward the rear of the *chain-saw* ([3.2.1](#)), and intended to be gripped by the right hand

3.7.3

wrap around handle

special type of *front handle* ([3.7.1](#)) allowing the *chain-saw* ([3.2.1](#)) to be used also in the right side up (RSU) position

Note 1 to entry: See [Annex A](#).

3.8 Exhaust system

3.8.1

exhaust system

part(s) used to contain and direct gas from the cylinder exhaust port to the atmosphere, including all directly attached shields for hot surface contact prevention

3.8.1.1

muffler

silencer

device for reducing engine exhaust noise and directing the exhaust gases

3.8.1.2

spark arrester

device through which the exhaust gases pass, intended to stop smouldering/burning particles

3.9 Miscellaneous

3.9.1

clutch

device for connecting and disconnecting a driven member to and from a rotating source of power

3.9.2

felling sight

mark on the *chain-saw* ([3.2.1](#)) to aid felling of a tree in a desired direction

3.9.3

heated handle

handle equipped with a device which allows it to be heated, for example, by exhaust gases or electricity

3.9.4

power head

chain-saw (3.2.1) without the *guide bar* (3.3.5) and *saw-chain* (3.3.1)

3.9.5

spiked bumper

device fitted in front of the mounting point of the *guide bar* (3.3.5) acting as a pivot when it is in contact with a tree or log

3.9.6

attachment point

suspension point located behind or within the *rear handle* (3.7.2), which allows for the attachment of a safety strap, carabiner or rope, as appropriate

3.9.7

idling speed

engine speed at which the *saw-chain* (3.3.1) does not move

Note 1 to entry: A range of idling speeds is normally identified by the chain-saw manufacturer and stated in the instruction handbook.

3.9.8

maximum power speed

full-load speed

engine speed at which maximum corrected brake power is obtained

Note 1 to entry: The maximum power speed is obtained in accordance with ISO 7293[1].

3.9.9

racings speed

maximum engine speed achieved at full open throttle or the engine speed at 133 % of the *maximum power speed* (3.9.8), whichever is lesser

3.9.10

computed kickback angle

CKA

angle calculated by a mathematical simulation that describes the peak bar nose position when a handheld *chain-saw* (3.2.1) is subjected under simulated conditions to a rotational *kickback* (3.1.6) impulse

Note 1 to entry: See [Figure 5](#).

3.9.10.1

computed kickback bar stopping angle with actuated chain brake

CKA wb

computer-derived value that computes the resultant CKA with *chain brake* (3.4.1) engaged

3.9.10.2

computed kickback bar stopping angle without actuated chain brake

CKA wob

computer-derived value that computes the resultant CKA without *chain brake* (3.4.1) engaged

3.9.10.3

computed kickback chain stopping angle

CKA cs

computer-derived value that computes the resultant CKA with *chain brake* (3.4.1) engaged at the point when the motion of the *saw-chain* (3.3.1) has stopped

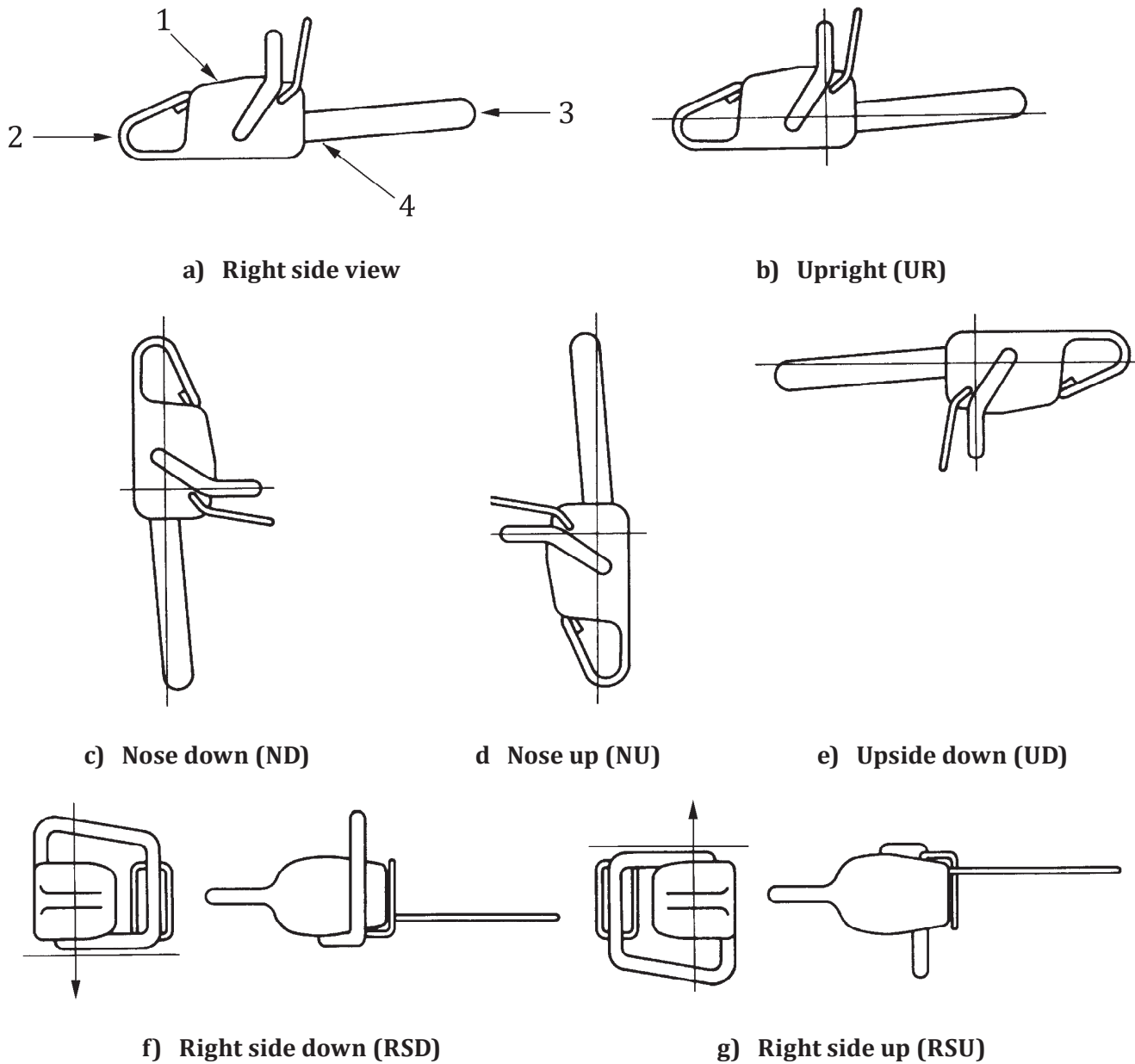
3.9.11

kickback machine

apparatus used to measure the energy generated by a chain-saw kickback under controlled conditions

Annex A (informative)

Chain-saw positions



Key

- 1 top
- 2 rear
- 3 front
- 4 bottom

Figure A.1 — Chain-saw positions

Bibliography

- [1] ISO 7293, *Forestry machinery — Portable chain saws — Engine performance and fuel consumption*

British Standards Institution (BSI)

BSI is the national body responsible for preparing British Standards and other standards-related publications, information and services.

BSI is incorporated by Royal Charter. British Standards and other standardization products are published by BSI Standards Limited.

About us

We bring together business, industry, government, consumers, innovators and others to shape their combined experience and expertise into standards-based solutions.

The knowledge embodied in our standards has been carefully assembled in a dependable format and refined through our open consultation process. Organizations of all sizes and across all sectors choose standards to help them achieve their goals.

Information on standards

We can provide you with the knowledge that your organization needs to succeed. Find out more about British Standards by visiting our website at bsigroup.com/standards or contacting our Customer Services team or Knowledge Centre.

Buying standards

You can buy and download PDF versions of BSI publications, including British and adopted European and international standards, through our website at bsigroup.com/shop, where hard copies can also be purchased.

If you need international and foreign standards from other Standards Development Organizations, hard copies can be ordered from our Customer Services team.

Copyright in BSI publications

All the content in BSI publications, including British Standards, is the property of and copyrighted by BSI or some person or entity that owns copyright in the information used (such as the international standardization bodies) and has formally licensed such information to BSI for commercial publication and use.

Save for the provisions below, you may not transfer, share or disseminate any portion of the standard to any other person. You may not adapt, distribute, commercially exploit, or publicly display the standard or any portion thereof in any manner whatsoever without BSI's prior written consent.

Storing and using standards

Standards purchased in soft copy format:

- A British Standard purchased in soft copy format is licensed to a sole named user for personal or internal company use only.
- The standard may be stored on more than 1 device provided that it is accessible by the sole named user only and that only 1 copy is accessed at any one time.
- A single paper copy may be printed for personal or internal company use only.

Standards purchased in hard copy format:

- A British Standard purchased in hard copy format is for personal or internal company use only.
- It may not be further reproduced – in any format – to create an additional copy. This includes scanning of the document.

If you need more than 1 copy of the document, or if you wish to share the document on an internal network, you can save money by choosing a subscription product (see 'Subscriptions').

Reproducing extracts

For permission to reproduce content from BSI publications contact the BSI Copyright & Licensing team.

Subscriptions

Our range of subscription services are designed to make using standards easier for you. For further information on our subscription products go to bsigroup.com/subscriptions.

With **British Standards Online (BSOL)** you'll have instant access to over 55,000 British and adopted European and international standards from your desktop. It's available 24/7 and is refreshed daily so you'll always be up to date.

You can keep in touch with standards developments and receive substantial discounts on the purchase price of standards, both in single copy and subscription format, by becoming a **BSI Subscribing Member**.

PLUS is an updating service exclusive to BSI Subscribing Members. You will automatically receive the latest hard copy of your standards when they're revised or replaced.

To find out more about becoming a BSI Subscribing Member and the benefits of membership, please visit bsigroup.com/shop.

With a **Multi-User Network Licence (MUNL)** you are able to host standards publications on your intranet. Licences can cover as few or as many users as you wish. With updates supplied as soon as they're available, you can be sure your documentation is current. For further information, email subscriptions@bsigroup.com.

Revisions

Our British Standards and other publications are updated by amendment or revision.

We continually improve the quality of our products and services to benefit your business. If you find an inaccuracy or ambiguity within a British Standard or other BSI publication please inform the Knowledge Centre.

Useful Contacts

Customer Services

Tel: +44 345 086 9001

Email (orders): orders@bsigroup.com

Email (enquiries): cservices@bsigroup.com

Subscriptions

Tel: +44 345 086 9001

Email: subscriptions@bsigroup.com

Knowledge Centre

Tel: +44 20 8996 7004

Email: knowledgecentre@bsigroup.com

Copyright & Licensing

Tel: +44 20 8996 7070

Email: copyright@bsigroup.com

BSI Group Headquarters

389 Chiswick High Road London W4 4AL UK