

BS ISO 4129:2012



BSI Standards Publication

# Road vehicles — Mopeds — Symbols for controls, indicators and tell-tales

**bsi.**

...making excellence a habit.™

**National foreword**

This British Standard is the UK implementation of ISO 4129:2012.

The UK participation in its preparation was entrusted to Technical Committee AUE/14, Motor cycles and mopeds.

A list of organizations represented on this committee can be obtained on request to its secretary.

This publication does not purport to include all the necessary provisions of a contract. Users are responsible for its correct application.

© The British Standards Institution 2012.  
Published by BSI Standards Limited 2012.

ISBN 978 0 580 59332 1

ICS 01.080.20; 43.140

**Compliance with a British Standard cannot confer immunity from legal obligations.**

This British Standard was published under the authority of the Standards Policy and Strategy Committee on 30 September 2012.

**Amendments issued since publication**

Date	Text affected
------	---------------

---

# INTERNATIONAL STANDARD

BS ISO 4129:2012

**ISO**  
**4129**

Third edition  
2012-09-15

---

---

## Road vehicles — Mopeds — Symbols for controls, indicators and tell-tales

*Véhicules routiers — Cyclomoteurs — Symboles pour les commandes,  
les indicateurs et les témoins*



Reference number  
ISO 4129:2012(E)

© ISO 2012



**COPYRIGHT PROTECTED DOCUMENT**

© ISO 2012

All rights reserved. Unless otherwise specified, no part of this publication may be reproduced or utilized in any form or by any means, electronic or mechanical, including photocopying and microfilm, without permission in writing from either ISO at the address below or ISO's member body in the country of the requester.

ISO copyright office  
Case postale 56 • CH-1211 Geneva 20  
Tel. + 41 22 749 01 11  
Fax + 41 22 749 09 47  
E-mail [copyright@iso.org](mailto:copyright@iso.org)  
Web [www.iso.org](http://www.iso.org)

Published in Switzerland

<b>Contents</b>	<b>Page</b>
<b>Foreword</b> .....	<b>iv</b>
<b>1 Scope</b> .....	<b>1</b>
<b>2 General</b> .....	<b>1</b>
<b>Annex A (normative) Lighting and signalling devices</b> .....	<b>3</b>
<b>Annex B (normative) Braking system</b> .....	<b>5</b>
<b>Annex C (normative) Engine</b> .....	<b>6</b>
<b>Annex D (normative) Fuel system</b> .....	<b>7</b>
<b>Annex E (normative) Transmission</b> .....	<b>8</b>
<b>Annex F (normative) Electrical functions in general, and electric or hybrid electric mopeds</b> .....	<b>9</b>
<b>Annex G (normative) Security</b> .....	<b>10</b>
<b>Bibliography</b> .....	<b>11</b>

## Foreword

ISO (the International Organization for Standardization) is a worldwide federation of national standards bodies (ISO member bodies). The work of preparing International Standards is normally carried out through ISO technical committees. Each member body interested in a subject for which a technical committee has been established has the right to be represented on that committee. International organizations, governmental and non-governmental, in liaison with ISO, also take part in the work. ISO collaborates closely with the International Electrotechnical Commission (IEC) on all matters of electrotechnical standardization.

International Standards are drafted in accordance with the rules given in the ISO/IEC Directives, Part 3.

Draft International Standards adopted by the technical committees are circulated to the member bodies for voting. Publication as an International Standard requires approval by at least 75 % of the member bodies casting a vote.

Attention is drawn to the possibility that some of the elements of ISO 4129 may be the subject of patent rights. ISO shall not be held responsible for identifying any or all such patent rights.

ISO 4129 was prepared by Technical Committee ISO/TC 22, *Road vehicles*, Subcommittee SC 23, *Mopeds*.

This third edition cancels and replaces the second edition (ISO 4129:1990), which has been technically revised.

# Road vehicles — Mopeds — Symbols for controls, indicators and tell-tales

## 1 Scope

This International Standard specifies the symbols, i.e. conventional signs, used to identify certain controls, indicators and tell-tales on a moped<sup>1)</sup> and to facilitate their usage<sup>2)</sup>.

This International Standard also indicates the colours of possible optical tell-tales which warn the driver of the operation or malfunctioning of the related devices and equipment.

This International Standard is applicable to those controls, indicators and tell-tales, which, when used, are fitted on the instrument panel or in the immediate vicinity of the moped rider.

## 2 General

**2.1** It is not mandatory to adopt a symbol for all controls, indicators and tell-tales likely to be fitted on the moped. Nevertheless, when symbols are provided (because they have been enforced by law or for any manufacturer's reason) their type shall be as specified in this International Standard.

**2.2** The symbols must be such that, when viewed by the driver, from his normal seated position, they are recognizable as shown in Annexes A to G<sup>3)</sup>.

**2.3** Symbols on controls and tell-tales shall have a good contrast with their background. Some symbols can be only embossed if the symbols are identified clearly without paint.

**2.4** The symbol must be placed on, or adjacent to, the control or tell-tale to be identified. Where this is not possible, the symbol and the control or tell-tale must be joined by a continuous line as short as possible.

**2.5** If, in a symbol, a moped or parts of a moped are shown in a side view, a moped driving from right to left shall be used.

**2.6** Focused light shall be represented by parallel rays and diffuse light by divergent rays.

**2.7** When the following colours are used on the optical tell-tales, they shall have the meaning indicated below:

— red: danger;

— yellow (amber): caution;

---

1) 'Moped' as defined in ISO 3833.

2) Prints of these symbols for reproduction purposes may be obtained from the ISO Central Secretariat.

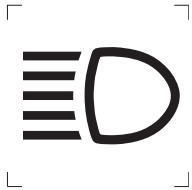


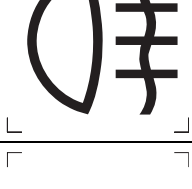


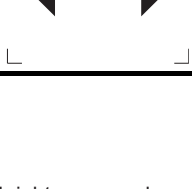
3) Many of these symbols are also contained in ISO 2575. The symbol reference number may be different in the two international standards but the ISO/IEC registration number is the same.



- green: safety;
- blue shall only be used for the headlight upper beam tell-tale.



## Annex A (normative)


### Lighting and signalling devices

Symbol number	Symbol form/shape	Symbol description/application	ISO/IEC registration number
A.01		<b>High (main) beam</b> Colour of telltale light: blue Framed areas of this symbol may be solid. The control operating alternately the high beam and the low beam may include two symbols, one for each of the positions: high beam, low beam.	7000-0082
A.02		<b>Low (dipped) beam</b> Framed areas of this symbol may be solid. The control operating alternately the high beam and the low beam may include two symbols, one for each of the positions: high beam, low beam.	7000-0083
A.03		<b>Front fog light</b> Colour of telltale light: green If one control is used for both front and rear fog lights, this symbol shall be used.	7000-0633
A.04		<b>Rear fog light</b> Colour of telltale light: yellow (amber) If one control is used for both front and rear fog lights, the symbol for front fog light (A.03) shall be used.	7000-0634
A.06		<b>Position lights</b> Lighting switch may be combined with ignition control.	7000-0456
A.07		<b>Master lighting switch</b> Lighting switch may be combined with ignition control.	Application of IEC 60417-5012
A.08		<b>Turn signals</b> Colour of telltale light: green Framed areas of this symbol may be solid.	7000-0084

Symbol number	Symbol form/shape	Symbol description/application	ISO/IEC registration number
A.09		<b>Hazard warning</b> Simultaneous operation of both green turn signal tell-tales, or separate red signal. This symbol applies only to the control and to the separate red tell-tale. Framed areas of this symbol may be solid.	7000-0085
A.10		<b>Horn</b>	7000-0244



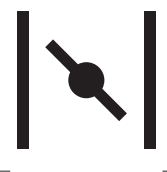


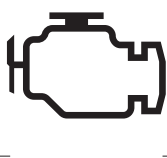
**Annex B**  
(normative)

**Braking system**

Symbol number	Symbol form/shape	Symbol description/application	ISO/IEC registration number
B.01		<p><b>Anti-lock brake system, failure</b></p> <p>Colour of telltale light: yellow (amber)</p> <p>The letters "ABS" may match the type style used throughout the instrument panel.</p>	7000-1407

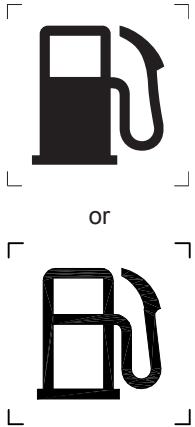



## Annex C (normative)

### Engine

Symbol number	Symbol form/shape	Symbol description/application	ISO/IEC registration number
C.01	 A black silhouette of a thermometer with a bulb at the bottom and a vertical scale with horizontal markings at the top. The bulb is partially submerged in wavy lines representing liquid. The symbol is enclosed in a square frame with corner brackets.	<b>Engine coolant temperature</b> Colour of telltale light: red	7000-0246
C.02	 A black silhouette of an oil can with a handle on the left and a spout on the right. A single drop of oil is falling from the spout. The symbol is enclosed in a square frame with corner brackets.	<b>Engine oil</b> Colour of telltale light: red Framed areas of this symbol may be solid.	7000-0248
C.03	 A black silhouette of a manual choke lever. It consists of a vertical line on the left, a diagonal line with a circular knob in the middle, and another vertical line on the right. The symbol is enclosed in a square frame with corner brackets.	<b>Choke</b> Manual choke (cold starting aid) Colour of telltale light: yellow (amber)	7000-0243
C.04	 A black circular arrow with a curved arrowhead pointing clockwise. The symbol is enclosed in a square frame with corner brackets.	<b>Ignition control of supplemental engine stop (Run)</b>	7000-2425
C.05	 A black circular arrow with a curved arrowhead pointing clockwise, crossed out by two diagonal lines forming an 'X'. The symbol is enclosed in a square frame with corner brackets.	<b>Ignition control of supplemental engine stop (Off)</b>	7000-1180
C.06	 A black silhouette of an engine block, showing various ports and components. The symbol is enclosed in a square frame with corner brackets.	<b>Engine</b> Colour of telltale light: yellow (amber)	7000-0640

## Annex D (normative)


### Fuel system

Symbol number	Symbol form/shape	Symbol description/application	ISO/IEC registration number
D.01		<p><b>Fuel</b></p> <p>Colour of telltale light: yellow (amber)</p> <p>This symbol may also be used on the filler cap of the fuel tank.</p>	7000-0245
D.02		<p><b>Fuel tank shut off valve position, "off"</b></p> <p>Framed areas of this symbol may be solid.</p>	4)
D.03		<p><b>Fuel tank shut off valve position, "on"</b></p> <p>Framed areas of this symbol may be solid.</p>	7000-3031
D.04		<p><b>Fuel tank shut off valve position, "reserve"</b></p> <p>Framed areas of this symbol may be solid.</p>	7000-3032

4) Not registered in ISO 7000, but required for mopeds by UNECE global technical regulation (UNECE/TRANS/180/Add.12).



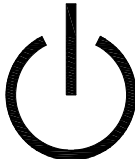


**Annex E**  
(normative)

**Transmission**

Symbol number	Symbol form/shape	Symbol description/application	ISO/IEC registration number
E.01		<b>Neutral Indicator</b> Colour of telltale light: green May match the type style used throughout the instrument panel.	



## Annex F (normative)

### Electrical functions in general, and electric or hybrid electric mopeds

Symbol number	Symbol form/shape	Symbol description/application	ISO/IEC registration number
F.01		<p><b>Battery charging condition</b></p> <p>Colour of telltale light: red</p>	7000-0247
F.02		<p><b>Electric starter; engine electric start</b></p>	7000-3033A
F.03		<p><b>Ignition switch</b></p>	Application of IEC 60417-5009
F.04		<p><b>On Position (Ignition Switch)</b></p>	Application of IEC 60417-5007
F.05		<p><b>Off Position (Ignition Switch)</b></p>	Application of IEC 60417-5008

**Annex G**  
(normative)

**Security**

Symbol number	Symbol form/shape	Symbol description/application	ISO/IEC registration number
G.01		Steering Lock	Application of IEC 60417-5569
G.02		Helmet lock (Helmet holder)	7000-3034



## Bibliography

- [1] ISO 2575, *Road vehicles — Symbols for controls, indicators and tell-tales*
- [2] ISO 3833, *Road vehicles — Types — Terms and definitions*
- [3] ISO 7000, *Graphical symbols for use on equipment — Registered symbols*
- [4] UNECE/TRANS/180/Add.12, 2011, Global technical regulation concerning the location, identification and operation of motorcycle controls, tell-tales and indicators, Addendum 12
- [5] IEC 60417, *Graphical symbols for use on equipment*





# British Standards Institution (BSI)

BSI is the national body responsible for preparing British Standards and other standards-related publications, information and services.

BSI is incorporated by Royal Charter. British Standards and other standardization products are published by BSI Standards Limited.

## About us

We bring together business, industry, government, consumers, innovators and others to shape their combined experience and expertise into standards-based solutions.

The knowledge embodied in our standards has been carefully assembled in a dependable format and refined through our open consultation process. Organizations of all sizes and across all sectors choose standards to help them achieve their goals.

## Information on standards

We can provide you with the knowledge that your organization needs to succeed. Find out more about British Standards by visiting our website at [bsigroup.com/standards](http://bsigroup.com/standards) or contacting our Customer Services team or Knowledge Centre.

## Buying standards

You can buy and download PDF versions of BSI publications, including British and adopted European and international standards, through our website at [bsigroup.com/shop](http://bsigroup.com/shop), where hard copies can also be purchased.

If you need international and foreign standards from other Standards Development Organizations, hard copies can be ordered from our Customer Services team.

## Subscriptions

Our range of subscription services are designed to make using standards easier for you. For further information on our subscription products go to [bsigroup.com/subscriptions](http://bsigroup.com/subscriptions).

With **British Standards Online (BSOL)** you'll have instant access to over 55,000 British and adopted European and international standards from your desktop. It's available 24/7 and is refreshed daily so you'll always be up to date.

You can keep in touch with standards developments and receive substantial discounts on the purchase price of standards, both in single copy and subscription format, by becoming a **BSI Subscribing Member**.

**PLUS** is an updating service exclusive to BSI Subscribing Members. You will automatically receive the latest hard copy of your standards when they're revised or replaced.

To find out more about becoming a BSI Subscribing Member and the benefits of membership, please visit [bsigroup.com/shop](http://bsigroup.com/shop).

With a **Multi-User Network Licence (MUNL)** you are able to host standards publications on your intranet. Licences can cover as few or as many users as you wish. With updates supplied as soon as they're available, you can be sure your documentation is current. For further information, email [bsmusales@bsigroup.com](mailto:bsmusales@bsigroup.com).

## BSI Group Headquarters

389 Chiswick High Road London W4 4AL UK

## Revisions

Our British Standards and other publications are updated by amendment or revision.

We continually improve the quality of our products and services to benefit your business. If you find an inaccuracy or ambiguity within a British Standard or other BSI publication please inform the Knowledge Centre.

## Copyright

All the data, software and documentation set out in all British Standards and other BSI publications are the property of and copyrighted by BSI, or some person or entity that owns copyright in the information used (such as the international standardization bodies) and has formally licensed such information to BSI for commercial publication and use. Except as permitted under the Copyright, Designs and Patents Act 1988 no extract may be reproduced, stored in a retrieval system or transmitted in any form or by any means – electronic, photocopying, recording or otherwise – without prior written permission from BSI. Details and advice can be obtained from the Copyright & Licensing Department.

## Useful Contacts:

### Customer Services

**Tel:** +44 845 086 9001

**Email (orders):** [orders@bsigroup.com](mailto:orders@bsigroup.com)

**Email (enquiries):** [cservices@bsigroup.com](mailto:cservices@bsigroup.com)

### Subscriptions

**Tel:** +44 845 086 9001

**Email:** [subscriptions@bsigroup.com](mailto:subscriptions@bsigroup.com)

### Knowledge Centre

**Tel:** +44 20 8996 7004

**Email:** [knowledgecentre@bsigroup.com](mailto:knowledgecentre@bsigroup.com)

### Copyright & Licensing

**Tel:** +44 20 8996 7070

**Email:** [copyright@bsigroup.com](mailto:copyright@bsigroup.com)



...making excellence a habit.™