

BS EN 62838:2016



BSI Standards Publication

**LEDsi lamps for general  
lighting services with supply  
voltages not exceeding  
50 V a.c. r.m.s. or 120 V ripple  
free d.c. — Safety specifications**

**bsi.**

...making excellence a habit.™

**National foreword**

This British Standard is the UK implementation of EN 62838:2016. It is identical to IEC 62838:2015.

The UK participation in its preparation was entrusted by Technical Committee CPL/34, Lamps and Related Equipment, to Subcommittee CPL/34/1, Electric lamps.

A list of organizations represented on this committee can be obtained on request to its secretary.

This publication does not purport to include all the necessary provisions of a contract. Users are responsible for its correct application.

© The British Standards Institution 2016.

Published by BSI Standards Limited 2016

ISBN 978 0 580 82756 3

ICS 29.140.01

**Compliance with a British Standard cannot confer immunity from legal obligations.**

This British Standard was published under the authority of the Standards Policy and Strategy Committee on 31 January 2016.

**Amendments/corrigenda issued since publication**

Date	Text affected
------	---------------

---

EUROPEAN STANDARD

**EN 62838**

NORME EUROPÉENNE

EUROPÄISCHE NORM

January 2016

ICS 29.140

English Version

**LEDsi lamps for general lighting services with supply voltages  
not exceeding 50 V a.c. r.m.s. or 120 V ripple free d.c. -  
Safety specifications  
(IEC 62838:2015)**

Lampes à LEDsi pour l'éclairage général fonctionnant à des tensions d'alimentation ne dépassant pas 50 V en courant alternatif efficace ou 120 V en courant continu lisse -  
Spécifications de sécurité  
(IEC 62838:2015)

LEDsi-Lampen (semi-integrated, mit eingebauter Steuereinheit) für Allgemeinbeleuchtungszwecke mit Versorgungsspannungen nicht über 50 V effektiver Wechselfrequenzspannung oder 120 V welligenfreien Gleichspannung - Sicherheitsanforderungen  
(IEC 62838:2015)

This European Standard was approved by CENELEC on 2015-11-11. CENELEC members are bound to comply with the CEN/CENELEC Internal Regulations which stipulate the conditions for giving this European Standard the status of a national standard without any alteration.

Up-to-date lists and bibliographical references concerning such national standards may be obtained on application to the CEN-CENELEC Management Centre or to any CENELEC member.

This European Standard exists in three official versions (English, French, German). A version in any other language made by translation under the responsibility of a CENELEC member into its own language and notified to the CEN-CENELEC Management Centre has the same status as the official versions.

CENELEC members are the national electrotechnical committees of Austria, Belgium, Bulgaria, Croatia, Cyprus, the Czech Republic, Denmark, Estonia, Finland, Former Yugoslav Republic of Macedonia, France, Germany, Greece, Hungary, Iceland, Ireland, Italy, Latvia, Lithuania, Luxembourg, Malta, the Netherlands, Norway, Poland, Portugal, Romania, Slovakia, Slovenia, Spain, Sweden, Switzerland, Turkey and the United Kingdom.



European Committee for Electrotechnical Standardization  
Comité Européen de Normalisation Electrotechnique  
Europäisches Komitee für Elektrotechnische Normung

**CEN-CENELEC Management Centre: Avenue Marnix 17, B-1000 Brussels**

## **European foreword**

The text of document 34A/1852/FDIS, future edition 1 of IEC 62838, prepared by SC 34A "Lamps", of IEC/TC 34 "Lamps and related equipment" was submitted to the IEC-CENELEC parallel vote and approved by CENELEC as EN 62838:2016.

The following dates are fixed:

- latest date by which the document has to be implemented at national level by publication of an identical national standard or by endorsement (dop) 2016-08-11
- latest date by which the national standards conflicting with the document have to be withdrawn (dow) 2018-11-11

Attention is drawn to the possibility that some of the elements of this document may be the subject of patent rights. CENELEC [and/or CEN] shall not be held responsible for identifying any or all such patent rights.

This standard covers the Principle Elements of the Safety Objectives for Electrical Equipment Designed for Use within Certain Voltage Limits (LVD - 2006/95/EC).

## **Endorsement notice**

The text of the International Standard IEC 62838:2015 was approved by CENELEC as a European Standard without any modification.

In the official version, for Bibliography, the following notes have to be added for the standards indicated:

IEC 60432-3	NOTE	Harmonized as EN 60432-3.
IEC 62471	NOTE	Harmonized as EN 62471.

## Annex ZA (normative)

### Normative references to international publications with their corresponding European publications

The following documents, in whole or in part, are normatively referenced in this document and are indispensable for its application. For dated references, only the edition cited applies. For undated references, the latest edition of the referenced document (including any amendments) applies.

NOTE 1 When an International Publication has been modified by common modifications, indicated by (mod), the relevant EN/HD applies.

NOTE 2 Up-to-date information on the latest versions of the European Standards listed in this annex is available here: [www.cenelec.eu](http://www.cenelec.eu).

<u>Publication</u>	<u>Year</u>	<u>Title</u>	<u>EN/HD</u>	<u>Year</u>
IEC 60061-1	-	Lamp caps and holders together with gauges for the control of interchangeability and safety - Part 1: Lamp caps	EN 60061-1	-
IEC 60061-3	-	Lamp caps and holders together with gauges for the control of interchangeability and safety - Part 3: Gauges	EN 60061-3	-
IEC 60364-4-41 (mod)	2005	Low-voltage electrical installations - Part 4-41: Protection for safety - Protection against electric shock	HD 60364-4-41	2007
-	-		+ corrigendum Jul.	2007
IEC 60364-7-715 (mod)	2011	Low-voltage electrical installations - Part 7-715: Requirements for special installations or locations - Extra-low-voltage lighting installations	HD 60364-7-715	2012
IEC 60417	-	Graphical symbols for use on equipment	-	-
IEC 60598-1	-	Luminaires - Part 1: General requirements and tests	EN 60598-1	-
IEC 61347-1	2015	Lamp controlgear - Part 1: General and safety requirement	EN 61347-1	2015
IEC 62031	-	LED modules for general lighting - Safety specifications	EN 62031	-
IEC 62504	-	General lighting - Light emitting diode (LED) products and related equipment - Terms and definitions	EN 62504	-
IEC 62560	-	Self-ballasted LED-lamps for general lighting services by voltage > 50 V - Safety specifications	EN 62560	-
IEC/TR 62778	-	Application of IEC 62471 for the assessment of blue light hazard to light sources and luminaires	-	-

## CONTENTS

FOREWORD .....	3
INTRODUCTION .....	5
1 Scope .....	6
2 Normative references .....	7
3 Terms and definitions .....	8
4 General requirement and general test requirements .....	8
5 Marking .....	8
6 Interchangeability .....	9
6.1 Cap interchangeability .....	9
6.2 Bending moment and mass imparted by the lamp at the lampholder .....	9
7 Protection against accidental contact with live parts .....	10
8 Insulation resistance and electric strength after humidity treatment .....	10
8.1 General.....	10
8.2 Insulation resistance .....	10
8.3 Electric strength.....	10
9 Mechanical strength .....	11
9.1 Pull force .....	11
10 Cap temperature rise.....	11
11 Resistance to heat.....	11
12 Resistance to flame and ignition .....	11
13 Fault conditions .....	11
13.1 General.....	11
13.2 Compliance.....	11
14 Creepage distances and clearances .....	11
15 Abnormal operation .....	11
16 Photobiological safety.....	12
16.1 UV radiation.....	12
16.2 Blue light hazard.....	12
16.3 Infrared radiation .....	12
17 Ingress protection.....	12
18 Information for luminaire design.....	12
Annex A (informative) Information for luminaire design .....	13
A.1 Water contact .....	13
A.2 Further impact on luminaires.....	13
Bibliography.....	14
Figure 1 – Types of LED lamps with supply voltage $\leq 50V$ .....	7
Figure 2 – Lamp not suitable for use under dust and moisture .....	9
Table 1 – Interchangeability gauges, lamp cap dimensions, bending moment and mass.....	9
Table 2 – Test voltages for caps .....	11

## INTERNATIONAL ELECTROTECHNICAL COMMISSION

**LEDsi LAMPS FOR GENERAL LIGHTING  
SERVICES WITH SUPPLY VOLTAGES NOT EXCEEDING  
50 V A.C. R.M.S. OR 120 V RIPPLE FREE D.C. –  
SAFETY SPECIFICATIONS**

## FOREWORD

- 1) The International Electrotechnical Commission (IEC) is a worldwide organization for standardization comprising all national electrotechnical committees (IEC National Committees). The object of IEC is to promote international co-operation on all questions concerning standardization in the electrical and electronic fields. To this end and in addition to other activities, IEC publishes International Standards, Technical Specifications, Technical Reports, Publicly Available Specifications (PAS) and Guides (hereafter referred to as "IEC Publication(s)"). Their preparation is entrusted to technical committees; any IEC National Committee interested in the subject dealt with may participate in this preparatory work. International, governmental and non-governmental organizations liaising with the IEC also participate in this preparation. IEC collaborates closely with the International Organization for Standardization (ISO) in accordance with conditions determined by agreement between the two organizations.
- 2) The formal decisions or agreements of IEC on technical matters express, as nearly as possible, an international consensus of opinion on the relevant subjects since each technical committee has representation from all interested IEC National Committees.
- 3) IEC Publications have the form of recommendations for international use and are accepted by IEC National Committees in that sense. While all reasonable efforts are made to ensure that the technical content of IEC Publications is accurate, IEC cannot be held responsible for the way in which they are used or for any misinterpretation by any end user.
- 4) In order to promote international uniformity, IEC National Committees undertake to apply IEC Publications transparently to the maximum extent possible in their national and regional publications. Any divergence between any IEC Publication and the corresponding national or regional publication shall be clearly indicated in the latter.
- 5) IEC itself does not provide any attestation of conformity. Independent certification bodies provide conformity assessment services and, in some areas, access to IEC marks of conformity. IEC is not responsible for any services carried out by independent certification bodies.
- 6) All users should ensure that they have the latest edition of this publication.
- 7) No liability shall attach to IEC or its directors, employees, servants or agents including individual experts and members of its technical committees and IEC National Committees for any personal injury, property damage or other damage of any nature whatsoever, whether direct or indirect, or for costs (including legal fees) and expenses arising out of the publication, use of, or reliance upon, this IEC Publication or any other IEC Publications.
- 8) Attention is drawn to the Normative references cited in this publication. Use of the referenced publications is indispensable for the correct application of this publication.
- 9) Attention is drawn to the possibility that some of the elements of this IEC Publication may be the subject of patent rights. IEC shall not be held responsible for identifying any or all such patent rights.

International Standard IEC 62838 has been prepared by subcommittee 34A: Lamps, of IEC technical committee 34: Lamps and related equipment

The text of this standard is based on the following documents:

FDIS	Report on voting
34A/1852/FDIS	34A/1869/RVD

Full information on the voting for the approval of this standard can be found in the report on voting indicated in the above table.

This publication has been drafted in accordance with the ISO/IEC Directives, Part 2.

In this standard, the following print types are used:

- requirements proper: in roman type
- *test specifications: in italic type*
- notes: in small roman type

The committee has decided that the contents of this publication will remain unchanged until the stability date indicated on the IEC website under "<http://webstore.iec.ch>" in the data related to the specific publication. At this date, the publication will be

- reconfirmed,
- withdrawn,
- replaced by a revised edition, or
- amended.

**IMPORTANT – The 'colour inside' logo on the cover page of this publication indicates that it contains colours which are considered to be useful for the correct understanding of its contents. Users should therefore print this document using a colour printer.**



## INTRODUCTION

This standard provides the requirements and conditions of compliance for the safety of semi-integrated LED lamps with supply voltages equal to or less than 50 V a.c. r.m.s. or equal to or less than 120 V ripple free d.c.

The establishing of this standard does not exclude a future relocation as a sub-part of IEC 60968, self-ballasted lamps, or a merging with the standard for self-ballasted LED lamps with supply voltages greater than 50 V.

**LEDsi LAMPS FOR GENERAL LIGHTING  
SERVICES WITH SUPPLY VOLTAGES NOT EXCEEDING  
50 V A.C. R.M.S. OR 120 V RIPPLE FREE D.C. –  
SAFETY SPECIFICATIONS**

## **1 Scope**

This International Standard specifies the safety and interchangeability requirements, together with the test methods and conditions, required to show compliance of LED lamps with integrated means for stable operation, intended for domestic and similar general lighting purposes, having:

- a rated power up to 60 W
- a rated voltage equal to or less than 50 V a.c. r.m.s. or equal or less 120 V ripple free d.c.,
- caps according to Table 1.

NOTE 1 The value of 60 W rated power is under consideration. Heat management may require lower power.

This standard shall be used for products in conjunction with ELV lighting installations.

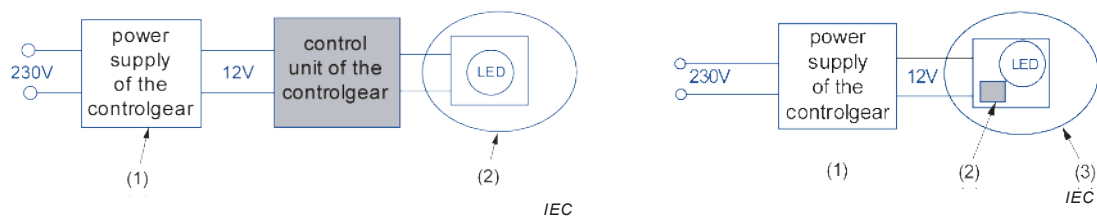
With reference to IEC 60364-7-715, in ELV lighting installations only SELV sources are applied. Where bare conductors are used, the maximum lamp voltage shall be 25 V a.c. or 60 V d.c.

The requirements of this standard relate only to type testing.

For lamps > 25 V a.c. or 60 V d.c., recommendations for whole production testing or batch testing are given in IEC 60598-1 Table Q.1, column class III luminaire, column 4 or 5.

NOTE 2 Where in this standard the term “lamp(s)” is used, it is understood to stand for semi-integrated LED lamp(s) with supply voltages as in the scope above, except where it is obviously assigned to other types of lamps.

An overview of systems composed of LED modules, lamps and controlgear is given in IEC 62504. Supply voltage does not mean necessarily mains voltage, e.g. 230 V / 50 Hz. A semi-integrated LED lamp can also be driven on a supply voltage with 12 V a.c. or d.c. The control unit in the controlgear in a semi-integrated LED lamp then provides the conversion of 12 V a.c. or d.c. to a special current and voltage to power the LED inside the semi-integrated LED lamp. Schematically, the types of LEDni and LEDsi lamps are shown in Figure 1.



a) Example of a non-integrated LED lamp with supply voltage  $\leq 50V$

b) Example of a semi-integrated LED lamp with supply voltage  $\leq 50V$ , in the scope of this standard

#### Key

- 1 Converter not LED specific, but designed typically for incandescent or tungsten halogen lamps.
- 2 Non-integrated LED light source, typically a module. It may have an IEC 60061-1 conform cap which is LED specific and not retrofit.

#### Key

- 1 Converter not LED specific, but designed typically for incandescent or tungsten halogen lamps.
- 2 LED control unit.
- 3 Semi-integrated LED lamp as defined in 3.15.4 of IEC 62504.

NOTE Figure 1a) type is not covered by this standard.

**Figure 1 – Types of LED lamps with supply voltage  $\leq 50V$**

## 2 Normative references

The following documents, in whole or in part, are normatively referenced in this document and are indispensable for its application. For dated references, only the edition cited applies. For undated references, the latest edition of the referenced document (including any amendments) applies.

IEC 60061-1, *Lamp caps and holders together with gauges for the control of interchangeability and safety – Part 1: Lamp caps*

IEC 60061-3, *Lamp caps and holders together with gauges for the control of interchangeability and safety – Part 3: Gauges*

IEC 60364-4-41:2005, *Low-voltage electrical installations – Part 4-41: Protection for safety – Protection against electric shock*

IEC 60364-7-715:2011, *Electrical installations – Requirements for special installations or locations – Extra-low-voltage lighting installations*

IEC 60417, *Graphical symbols for use on equipment* (available from: <http://www.graphical-symbols.info/equipment>)

IEC 60598-1, *Luminaires – Part 1: General requirements and tests*

IEC 61347-1:2015, *Lamp controlgear – Part 1: General and safety requirements*

IEC 62031, *LED modules for general lighting – safety requirements*

IEC 62504, *General lighting – LEDs and LED modules – terms and definitions*

IEC 62560, *Self-ballasted LED lamps for general lighting services by voltage  $> 50 V$  – Safety specifications*

IEC TR 62778, *Application of IEC 62471 for the assessment of blue light hazard to light sources and luminaires*

### 3 Terms and definitions

For the purposes of this document the terms and definitions of IEC 62031, IEC 62504, IEC 62560 and IEC 61347-1 as well as the following apply.

#### 3.1

#### ultraviolet hazard efficacy of luminous radiation

$K_{S,v}$

quotient of a ultraviolet hazard quantity to the corresponding photometric quantity

Note 1 to entry: Ultraviolet hazard efficacy of luminous radiation is expressed in mW/klm.

Note 2 to entry: The ultraviolet hazard efficacy of luminous radiation is obtained by weighting the spectral power distribution of the lamp with the UV hazard function  $S_{UV}(\lambda)$ . Information about the relevant UV hazard function is given in IEC 62471. It only relates to possible hazards regarding UV exposure of human beings. It does not deal with the possible influence of optical radiation on materials, such as mechanical damage or discoloration.


### 4 General requirement and general test requirements


The requirements of IEC 62560 apply.


### 5 Marking

The requirements of IEC 62560 apply.

Deviating from the frequency marking in IEC 62560, 5.1 d), the following applies.

If a lamp is only suitable for DC, it shall be marked "DC" or "" (IEC 60417-5031 (2002-10)).

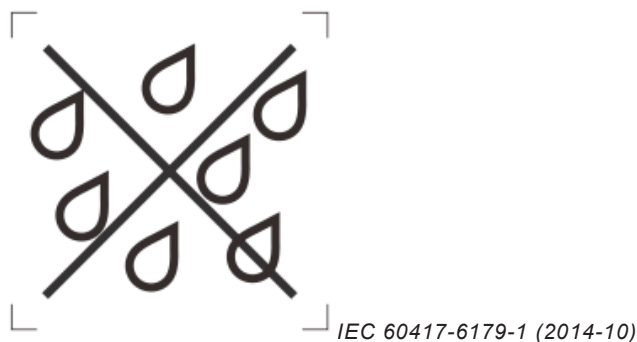
If a lamp is only suitable for AC electronic, it shall be marked "AC electronic" or "electronic " (IEC 60417-5032 (2002-10)).

If a lamp is only suitable for AC 50 Hz/60Hz, it shall be marked "AC 50 Hz/60Hz" or " 50 Hz/60 Hz".

If a lamp is suitable for AC electronic and AC 50 Hz/60Hz, it shall be marked "AC"; the addition "electronic and 50 Hz/ 60 Hz" is optional.

If a lamp is suitable for DC, AC electronic and AC 50 Hz/60 Hz, it shall only be marked with the voltage, not with the frequency.

Lamps with bulbs not suitable for water contact shall be marked with the symbol according to Figure 2. The marking shall be provided on the packaging or accompanying information. The height of the graphical symbol shall be at least 5 mm. The symbol is not needed if a written cautionary notice is provided.



**Figure 2 – Lamp not suitable for use under moisture**

## 6 Interchangeability

### 6.1 Cap interchangeability

Interchangeability shall be ensured by the use of caps in accordance with IEC 60061-1 and gauges in accordance with IEC 60061-3; see Table 1. Caps originally developed for single-capped extra low voltage (ELV) lamps shall not be used for mains voltage lamps. Examples of ELV lamp caps are given in Table 1, see also IEC 60432-3.

Lamps with additional mechanical fixation (e.g. rim mounted lamps) are exempted of the bending moment and mass requirements of Table 1.

*Compliance is checked by the use of the relevant gauges.*

**Table 1 – Interchangeability gauges, lamp cap dimensions, bending moment and mass**

Lamp cap	Cap sheet no. from IEC 60061-1	Cap dimensions to be checked by the gauge	Gauge sheet no. from IEC 60061-3	Bending moment Nm	Mass g
G4	7004-72	“Go” and “Not Go”	7006-72A	u.c.	20
GU4	7004-108	“Go” and “Not Go”	7006-108	u.c.	u.c.
GU5.3	7004-109	“Go” and “Not Go”	7006-109	u.c.	u.c.
GX5.3	7004-73A	“Go” and “Not Go”	7006-73B	u.c.	u.c.
G6.35	7004-59	“Go” and “Not Go”	7006-61	u.c.	u.c.
		“Go”	7006-61A	u.c.	u.c.
GY4	7004-72A	u.c.	u.c.	u.c.	u.c.
GY6.35	7004-59	“Go” and “Not Go”	7006-61	u.c.	u.c.
		“Go”	7006-61A	u.c.	u.c.
GU7	7004-113	“Go” and “Not Go”	7006-113	u.c.	u.c.
G53	7004-143	u.c.	u.c.	u.c.	u.c.
NOTE u.c.: under consideration					

### 6.2 Bending moment and mass imparted by the lamp at the lampholder

The value of the bending moment, imparted by the lamp at the lampholder shall not exceed the value given in Table 1. For the measurement method, see IEC 62560, 6.2.

*Compliance shall be checked by measurement.*

The value of the lamp mass shall not exceed the relevant value of Table 1.

*Compliance shall be checked by measurement.*

## **7 Protection against accidental contact with live parts**

Lamps which are intended for ELV installations as specified in the scope may have accessible conductive parts, but where voltage exceeds 25 V a.c. r.m.s. or 60 V d.c. ripple free, the touch current shall not exceed:

- for a.c.: 0,7 mA (peak)
- for d.c.: 2,0 mA.

The limits given are based on IEC 60364-4-41.

The external metal parts other than current-carrying metal parts of the cap of all lamps shall not be or become live. For testing, any movable conductive material shall be placed in the most onerous position without using a tool.

*Compliance is checked by the touch current requirements of IEC 60598-1, Section 8 and Annex G.*

## **8 Insulation resistance and electric strength after humidity treatment**

### **8.1 General**

Insulation resistance and electric strength shall be adequate between live parts of the lamp and accessible parts of the lamp.

### **8.2 Insulation resistance**

The lamp shall be conditioned for 48 h in a cabinet containing air with a relative humidity between 91 % and 95 %. The temperature of the air is maintained within 1 °C of any convenient value between 20 °C and 30 °C.

Insulation resistance shall be measured in the humidity cabinet with a d.c. voltage of approximately 500 V, 1 min after application of the voltage.

The insulation resistance between live parts of the cap and accessible parts of the lamp (accessible parts of insulating material are covered with metal foil) shall be not less than 1 MΩ.

### **8.3 Electric strength**

Immediately after the insulation resistance test, the same parts as specified above shall withstand a voltage test for 1 min with an a.c. voltage as follows.

During the test the supply contacts of the cap are short-circuited. Accessible parts of insulating material of the cap are covered with metal foil. Initially no more than half the voltage prescribed in Table 2 is applied between the contacts and the metal foil. It is then gradually raised to the full value.

No flashover or breakdown shall occur during the test. Measurements shall be carried out in the humidity cabinet.

NOTE 1 The distance between the foil and the live parts is under consideration.

**Table 2 – Test voltages for caps**

Cap	Supply voltage V	Test voltage V r.m.s.
All caps	25 to 50 a.c. r.m.s. 60 to 120 ripple free d.c.	500

NOTE 2 In Japan some luminaires accept lamps with caps, listed in Table 1, that can have non-SELV sources.

## 9 Mechanical strength

### 9.1 Pull force

Under consideration.

## 10 Cap temperature rise

The requirements of IEC 62560, Clause 10, apply.

## 11 Resistance to heat

The requirements of IEC 62560, Clause 11, apply.

## 12 Resistance to flame and ignition

The requirements of IEC 62560, Clause 12, apply.

## 13 Fault conditions

### 13.1 General

The lamp shall not impair safety when operated under fault conditions that may occur during the intended use. The requirements of IEC 61347-1, Clause 14, and IEC 62560, Clause 13, apply.

### 13.2 Compliance

The requirements of IEC 62560, 13.3, apply, except that the applied voltage shall be 500 V instead of 1 000 V.

## 14 Creepage distances and clearances

The requirements of IEC 61347-1 apply except that for conductive accessible parts IEC 60598-1 is applicable.

## 15 Abnormal operation

Under consideration.

## 16 Photobiological safety

### 16.1 UV radiation

The ultraviolet hazard efficacy of luminous radiation of a LED lamp shall not exceed 2 mW/klm.

*Compliance is checked by measurement of the spectral power distribution and subsequent calculation of the ultraviolet hazard efficacy of luminous radiation.*

LED lamps not relying on the conversion of UV radiation are not expected to exceed the maximum allowed ultraviolet hazard efficacy of luminous radiation. They do not require measurement.

### 16.2 Blue light hazard

The blue light hazard shall be assessed according to IEC TR 62778, which shall be regarded as normative when testing LED lamps to this standard. LED lamps shall be classified as Risk Group 0 unlimited or Risk Group 1 unlimited. For lamps with small light sources according to IEC TR 62778 the requirement can be fulfilled if a true radiance of the source (see IEC/TR 62778, 3.19) shows that the limit of 10 000 W/(m<sup>2</sup> × sr) is not exceeded.

NOTE Clause C.2 of IEC TR 62778 gives a method to classify lamps where full spectral data is not available.

### 16.3 Infrared radiation

LED lamps are not expected to reach a level of infrared radiation where marking or other safety measures are required. They do not require measurement.

## 17 Ingress protection

17.1 Lamps shall be suitable for water contact unless marked with Figure 2.

17.2 Suitability for water contact is tested as follows.

The lamp is subjected to an IPX4 test according to IEC 60598-1. During this test, lampholders sealing to the diameter of the lamp ends and providing protection to the contact area of IPX4 shall be fitted.

The compliance provisions of IEC 60598-1, 9.2 apply.

NOTE For more information about ingress protection (IP), see IEC 60598-1, Annex J.

17.3 A lamp constructed so that it is sealed (e.g. lamp designs having one piece homogeneous glass or plastic bulb penetrating the lampholder sealing) to exclude water need not be subjected to this test.

## 18 Information for luminaire design

For information on luminaire design, see Annex A.



## **Annex A** (informative)

### **Information for luminaire design**

#### **A.1 Water contact**

Lamps marked with the symbol according to Figure 2 should be protected from direct water contact (e.g. by drips, splashing, etc.) by the luminaire if rated at IPX1 or higher.

NOTE The X in the IP number indicates a missing numeral but both of the appropriate numerals are marked on the luminaire.

Any IPX1 or better protection of the lamp contact area can only be achieved in luminaires having lampholder with proper IP rating also for the sealing to the diameter of the lamp end and providing protection to the lamp end components containing the contact area.

#### **A.2 Further impact on luminaires**

(Void)

## Bibliography

IEC 60432-3, *Incandescent lamps – Safety specifications – Part 3: Tungsten-halogen lamps (non-vehicle)*

IEC 62471, *Photobiological safety of lamps and lamp systems*

---



# British Standards Institution (BSI)

BSI is the national body responsible for preparing British Standards and other standards-related publications, information and services.

BSI is incorporated by Royal Charter. British Standards and other standardization products are published by BSI Standards Limited.

## About us

We bring together business, industry, government, consumers, innovators and others to shape their combined experience and expertise into standards-based solutions.

The knowledge embodied in our standards has been carefully assembled in a dependable format and refined through our open consultation process. Organizations of all sizes and across all sectors choose standards to help them achieve their goals.

## Information on standards

We can provide you with the knowledge that your organization needs to succeed. Find out more about British Standards by visiting our website at [bsigroup.com/standards](http://bsigroup.com/standards) or contacting our Customer Services team or Knowledge Centre.

## Buying standards

You can buy and download PDF versions of BSI publications, including British and adopted European and international standards, through our website at [bsigroup.com/shop](http://bsigroup.com/shop), where hard copies can also be purchased.

If you need international and foreign standards from other Standards Development Organizations, hard copies can be ordered from our Customer Services team.

## Subscriptions

Our range of subscription services are designed to make using standards easier for you. For further information on our subscription products go to [bsigroup.com/subscriptions](http://bsigroup.com/subscriptions).

With **British Standards Online (BSOL)** you'll have instant access to over 55,000 British and adopted European and international standards from your desktop. It's available 24/7 and is refreshed daily so you'll always be up to date.

You can keep in touch with standards developments and receive substantial discounts on the purchase price of standards, both in single copy and subscription format, by becoming a **BSI Subscribing Member**.

**PLUS** is an updating service exclusive to BSI Subscribing Members. You will automatically receive the latest hard copy of your standards when they're revised or replaced.

To find out more about becoming a BSI Subscribing Member and the benefits of membership, please visit [bsigroup.com/shop](http://bsigroup.com/shop).

With a **Multi-User Network Licence (MUNL)** you are able to host standards publications on your intranet. Licences can cover as few or as many users as you wish. With updates supplied as soon as they're available, you can be sure your documentation is current. For further information, email [bsmusales@bsigroup.com](mailto:bsmusales@bsigroup.com).

## Revisions

Our British Standards and other publications are updated by amendment or revision.

We continually improve the quality of our products and services to benefit your business. If you find an inaccuracy or ambiguity within a British Standard or other BSI publication please inform the Knowledge Centre.

## Copyright

All the data, software and documentation set out in all British Standards and other BSI publications are the property of and copyrighted by BSI, or some person or entity that owns copyright in the information used (such as the international standardization bodies) and has formally licensed such information to BSI for commercial publication and use. Except as permitted under the Copyright, Designs and Patents Act 1988 no extract may be reproduced, stored in a retrieval system or transmitted in any form or by any means – electronic, photocopying, recording or otherwise – without prior written permission from BSI. Details and advice can be obtained from the Copyright & Licensing Department.

## Useful Contacts:

### Customer Services

**Tel:** +44 845 086 9001

**Email (orders):** [orders@bsigroup.com](mailto:orders@bsigroup.com)

**Email (enquiries):** [cservices@bsigroup.com](mailto:cservices@bsigroup.com)

### Subscriptions

**Tel:** +44 845 086 9001

**Email:** [subscriptions@bsigroup.com](mailto:subscriptions@bsigroup.com)

### Knowledge Centre

**Tel:** +44 20 8996 7004

**Email:** [knowledgecentre@bsigroup.com](mailto:knowledgecentre@bsigroup.com)

### Copyright & Licensing

**Tel:** +44 20 8996 7070

**Email:** [copyright@bsigroup.com](mailto:copyright@bsigroup.com)

## BSI Group Headquarters

389 Chiswick High Road London W4 4AL UK

