

BS EN 62777:2016



BSI Standards Publication

Quality evaluation method for the sound field of directional loudspeaker array system

National foreword

This British Standard is the UK implementation of EN 62777:2016. It is identical to IEC 62777:2016.

The UK participation in its preparation was entrusted to Technical Committee EPL/100, Audio, video and multimedia systems and equipment.

A list of organizations represented on this committee can be obtained on request to its secretary.

This publication does not purport to include all the necessary provisions of a contract. Users are responsible for its correct application.

© The British Standards Institution 2016.

Published by BSI Standards Limited 2016

ISBN 978 0 580 84249 8

ICS 33.160.50

Compliance with a British Standard cannot confer immunity from legal obligations.

This British Standard was published under the authority of the Standards Policy and Strategy Committee on 30 June 2016.

Amendments/corrigenda issued since publication

Date	Text affected
-------------	----------------------

EUROPEAN STANDARD

EN 62777

NORME EUROPÉENNE

EUROPÄISCHE NORM

June 2016

ICS 33.160.50

English Version

Quality evaluation method for the sound field of directional
loudspeaker array system
(IEC 62777:2016)

Méthode d'évaluation de la qualité du champ acoustique
d'un système de haut-parleurs directionnels
(IEC 62777:2016)

Methode zur Ermittlung der Qualität des Schallfeldes von
Systemen aus Richtlautsprechergruppen
(IEC 62777:2016)

This European Standard was approved by CENELEC on 2016-03-16. CENELEC members are bound to comply with the CEN/CENELEC Internal Regulations which stipulate the conditions for giving this European Standard the status of a national standard without any alteration.

Up-to-date lists and bibliographical references concerning such national standards may be obtained on application to the CEN-CENELEC Management Centre or to any CENELEC member.

This European Standard exists in three official versions (English, French, German). A version in any other language made by translation under the responsibility of a CENELEC member into its own language and notified to the CEN-CENELEC Management Centre has the same status as the official versions.

CENELEC members are the national electrotechnical committees of Austria, Belgium, Bulgaria, Croatia, Cyprus, the Czech Republic, Denmark, Estonia, Finland, Former Yugoslav Republic of Macedonia, France, Germany, Greece, Hungary, Iceland, Ireland, Italy, Latvia, Lithuania, Luxembourg, Malta, the Netherlands, Norway, Poland, Portugal, Romania, Slovakia, Slovenia, Spain, Sweden, Switzerland, Turkey and the United Kingdom.



European Committee for Electrotechnical Standardization
Comité Européen de Normalisation Electrotechnique
Europäisches Komitee für Elektrotechnische Normung

CEN-CENELEC Management Centre: Avenue Marnix 17, B-1000 Brussels

European foreword

The text of document 100/2603/FDIS, future edition 1 of IEC 62777, prepared by Technical Area 11 "Quality for audio, video and multimedia systems", of IEC/TC 100 "Audio, video and multimedia systems and equipment" was submitted to the IEC-CENELEC parallel vote and approved by CENELEC as EN 62777:2016.

The following dates are fixed:

- latest date by which the document has to be implemented at national level by publication of an identical national standard or by endorsement (dop) 2016-12-16
- latest date by which the national standards conflicting with the document have to be withdrawn (dow) 2019-03-16

Attention is drawn to the possibility that some of the elements of this document may be the subject of patent rights. CENELEC [and/or CEN] shall not be held responsible for identifying any or all such patent rights.

Endorsement notice

The text of the International Standard IEC 62777:2016 was approved by CENELEC as a European Standard without any modification.

In the official version, for Bibliography, the following notes have to be added for the standards indicated:

IEC ISO 3743-1	NOTE	Harmonized as EN ISO 3743-1.
IEC ISO 3743-2	NOTE	Harmonized as EN ISO 3743-2.

Annex ZA (normative)

Normative references to international publications with their corresponding European publications

The following documents, in whole or in part, are normatively referenced in this document and are indispensable for its application. For dated references, only the edition cited applies. For undated references, the latest edition of the referenced document (including any amendments) applies.

NOTE 1 When an International Publication has been modified by common modifications, indicated by (mod), the relevant EN/HD applies.

NOTE 2 Up-to-date information on the latest versions of the European Standards listed in this annex is available here: www.cenelec.eu.

<u>Publication</u>	<u>Year</u>	<u>Title</u>	<u>EN/HD</u>	<u>Year</u>
IEC 60268-1	-	Sound system equipment - Part 1: General	HD 483.1 S2	-
IEC 60268-2	-	Sound system equipment - Part 2: Explanation of general terms and calculation methods	HD 483.2 S2	-
IEC 60268-5	-	Sound system equipment - Part 5: Loudspeakers	EN 60268-5	-
IEC 61672-1	-	Electroacoustics - Sound level meters - Part 1: Specifications	EN 61672-1	-

CONTENTS

FOREWORD.....	3
INTRODUCTION.....	5
1 Scope.....	6
2 Normative references.....	6
3 Terms and definitions	6
4 Personal acoustic zone and sound pressure level.....	7
4.1 Personal acoustic zone	7
4.2 Personal distance between listeners	8
4.3 Personal distance between a directional loudspeaker array system and a listener	8
4.4 Average sound pressure level at a personal acoustic zone	9
5 Personal acoustic zone index.....	9
5.1 General.....	9
5.2 PAZI-x	10
5.3 PAZI-y	10
5.4 PAZI-xy.....	10
5.5 PAZI-xyz.....	10
6 Measurement of the sound pressure level for a personal acoustic zone	10
6.1 General.....	10
6.2 Characteristics to be specified	10
6.3 Method of measurement.....	11
6.3.1 Directional loudspeaker array system	11
6.3.2 Microphone.....	11
6.3.3 Test signals	11
6.3.4 Sound pressure level curves	11
6.4 Test environment condition.....	11
6.4.1 Temperature	11
6.4.2 Humidity	11
7 Indication of the characteristics to be specified.....	11
Annex A (informative) Example of standard specifications for a personal audio space	13
Bibliography	14
Figure 1 – Personal acoustic zone.....	8
Figure 2 – Personal acoustic zone and sound pressure level	8
Figure 3 – Measuring points of the personal acoustic zone	9
Table 1 – Characteristics to be specified	12
Table A.1 – Personal acoustic zone – Dimensioned example	13

INTERNATIONAL ELECTROTECHNICAL COMMISSION

**QUALITY EVALUATION METHOD FOR THE SOUND FIELD
OF DIRECTIONAL LOUDSPEAKER ARRAY SYSTEMS**
FOREWORD

- 1) The International Electrotechnical Commission (IEC) is a worldwide organization for standardization comprising all national electrotechnical committees (IEC National Committees). The object of IEC is to promote international co-operation on all questions concerning standardization in the electrical and electronic fields. To this end and in addition to other activities, IEC publishes International Standards, Technical Specifications, Technical Reports, Publicly Available Specifications (PAS) and Guides (hereafter referred to as "IEC Publication(s)"). Their preparation is entrusted to technical committees; any IEC National Committee interested in the subject dealt with may participate in this preparatory work. International, governmental and non-governmental organizations liaising with the IEC also participate in this preparation. IEC collaborates closely with the International Organization for Standardization (ISO) in accordance with conditions determined by agreement between the two organizations.
- 2) The formal decisions or agreements of IEC on technical matters express, as nearly as possible, an international consensus of opinion on the relevant subjects since each technical committee has representation from all interested IEC National Committees.
- 3) IEC Publications have the form of recommendations for international use and are accepted by IEC National Committees in that sense. While all reasonable efforts are made to ensure that the technical content of IEC Publications is accurate, IEC cannot be held responsible for the way in which they are used or for any misinterpretation by any end user.
- 4) In order to promote international uniformity, IEC National Committees undertake to apply IEC Publications transparently to the maximum extent possible in their national and regional publications. Any divergence between any IEC Publication and the corresponding national or regional publication shall be clearly indicated in the latter.
- 5) IEC itself does not provide any attestation of conformity. Independent certification bodies provide conformity assessment services and, in some areas, access to IEC marks of conformity. IEC is not responsible for any services carried out by independent certification bodies.
- 6) All users should ensure that they have the latest edition of this publication.
- 7) No liability shall attach to IEC or its directors, employees, servants or agents including individual experts and members of its technical committees and IEC National Committees for any personal injury, property damage or other damage of any nature whatsoever, whether direct or indirect, or for costs (including legal fees) and expenses arising out of the publication, use of, or reliance upon, this IEC Publication or any other IEC Publications.
- 8) Attention is drawn to the Normative references cited in this publication. Use of the referenced publications is indispensable for the correct application of this publication.
- 9) Attention is drawn to the possibility that some of the elements of this IEC Publication may be the subject of patent rights. IEC shall not be held responsible for identifying any or all such patent rights.

International Standard IEC 62777 has been prepared by subcommittee technical area 11: Quality for audio, video and multimedia systems, of IEC technical committee technical committee 100: Audio, video and multimedia systems and equipment.

The text of this standard is based on the following documents:

FDIS	Report on voting
100/2603/FDIS	100/2637/RVD

Full information on the voting for the approval of this standard can be found in the report on voting indicated in the above table.

This publication has been drafted in accordance with the ISO/IEC Directives, Part 2.

The committee has decided that the contents of this publication will remain unchanged until the stability date indicated on the IEC web site under "<http://webstore.iec.ch>" in the data related to the specific publication. At this date, the publication will be

- reconfirmed,
- withdrawn,
- replaced by a revised edition, or
- amended.

A bilingual version of this publication may be issued at a later date.

INTRODUCTION

Directional loudspeaker array systems provide focused sound for a person to listen alone without disturbing others. This system is convenient for consumers who want to listen to sound without earphones or headphones.

This system would be widely used in consumer electronics, for example, smart phone or pad, TV, computer, navigator, and game machine. The applicable area for the system could be fitness club, exhibition room, museum, shopping mall, and etc. A simple and easy concept is needed to evaluate the performance of the directional loudspeaker array system for a consumer. It will provide consumers with personalized audio space criteria in order to compare the audio sound field quality between various electronic products that have a directional loudspeaker array system. It is important to specify the quality evaluation method for the personal audio space and the concept of personal audio space.

This standard provides guidelines for general test methods to evaluate the quality of directional loudspeaker array systems.

QUALITY EVALUATION METHOD FOR THE SOUND FIELD OF DIRECTIONAL LOUDSPEAKER ARRAY SYSTEMS

1 Scope

This International Standard applies to directional loudspeaker array systems of any kind, and to the parts of which they are composed or which are used as auxiliaries in such systems.

This standard deals with the determination of the performance of directional loudspeaker array systems, the comparison of these system types, and the determination of their proper practical application, by listing the characteristics which are useful for their specification. It specifies uniform measurement methods for these characteristics.

This standard is restricted to a description of the audio space around a person and the relevant method of measurement. It does not consider characteristics of loudspeakers, which are specified in IEC 60268-5.

2 Normative references

The following documents, in whole or in part, are normatively referenced in this document and are indispensable for its application. For dated references, only the edition cited applies. For undated references, the latest edition of the referenced document (including any amendments) applies.

IEC 60268-1, *Sound system equipment – Part 1: General*

IEC 60268-2, *Sound system equipment – Part 2: Explanation of general terms and calculation methods*

IEC 60268-5, *Sound system equipment – Part 5: Loudspeakers*

IEC 61672-1, *Electroacoustics – Sound level meters – Part 1: Specifications*

3 Terms and definitions

For the purposes of this document, the following terms and definitions apply.

3.1

personal acoustic zone

PAZ

acoustic space occupied by a person

3.2

personal distance

distance between listeners and a directional loudspeaker array system

3.3

sound pressure level at a personal acoustic zone

P_{ij}

sound pressure level measured at the center of the surface j of the personal acoustic zone i

3.4**average sound pressure level at a personal acoustic zone** P_i

mean value of the sound pressure levels measured at the centers of the surfaces of the personal acoustic zone i

3.5**personal acoustic zone index****PAZI**

ratio of the average sound pressure level of the personal acoustic zone for a listener, to the total average sound pressure levels for listeners around the directional loudspeaker array system located at a specified personal distance

3.6**personal acoustic zone index-x****PAZI-x**

ratio of the average sound pressure level of the personal acoustic zone of a listener in front of the directional loudspeaker array system to the sum of the average sound pressure levels of listeners at the front, the front-right, and the front-left of the system

3.7**personal acoustic zone index-y****PAZI-y**

ratio of the average sound pressure level of the personal acoustic zone of a listener located in front of the directional loudspeaker array system to the sum of the average sound pressure levels of listeners at the front and the rear of the system

3.8**personal acoustic zone index-xy****PAZI-xy**

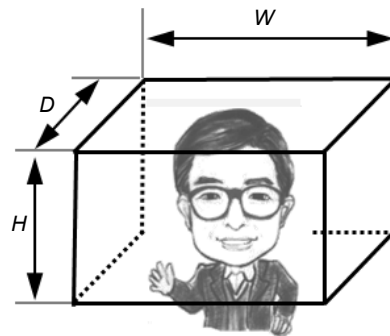
ratio of the average sound pressure level of the personal acoustic zone of a listener located in front of the directional loudspeaker array system to the sum of the average sound pressure levels of listeners at the front, the front-right, the front-left and the rear of the system

3.9**personal acoustic zone index-xyz****PAZI-xyz**

ratio of the average sound pressure level of the personal acoustic zone of a listener located in front of the directional loudspeaker array system to the sum of the average sound pressure levels of persons at the front, the front-right, the front-left, and the rear, and the front-upper, and the front-lower of the system

4 Personal acoustic zone and sound pressure level**4.1 Personal acoustic zone**

The personal acoustic zone (PAZ) is defined as an acoustic space occupied by a person as shown in Figure 1. The dimensions of the personal acoustic zone are defined as W (width), D (depth), and H (height). Considering the standard size of a person, the dimensions of the personal acoustic zone shall be stated.

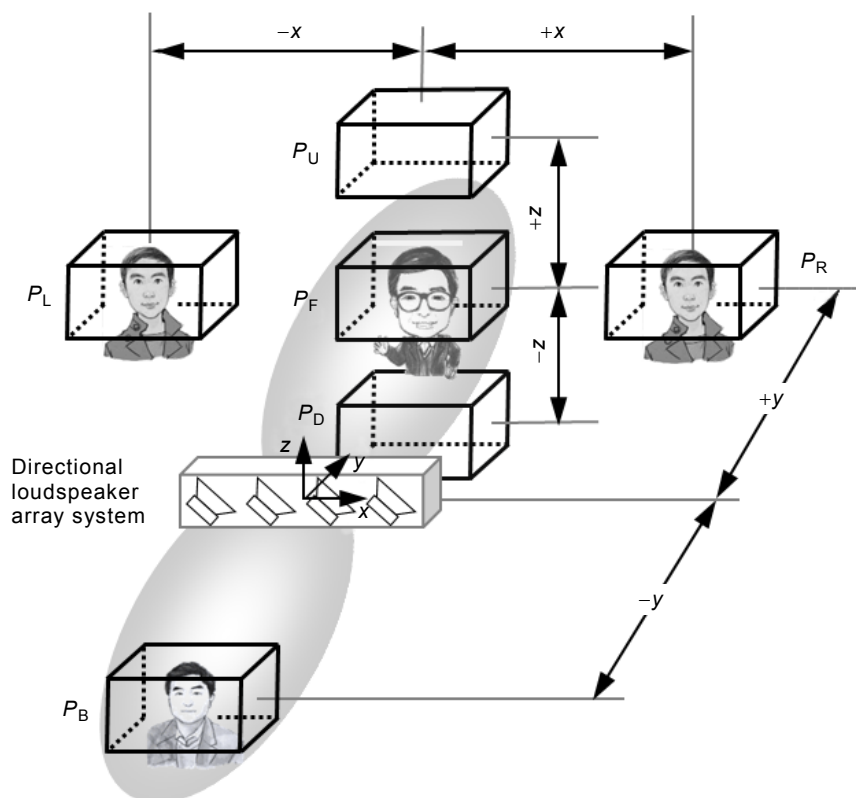


IEC

Figure 1 – Personal acoustic zone

4.2 Personal distance between listeners

The personal distance between separate listeners, x and z , shall be defined as the distance between the centres of their personal acoustic zones, see Figure 2. Considering the standard size of a person, the dimension of the personal distance between listeners shall be stated.



IEC

Figure 2 – Personal acoustic zone and sound pressure level

4.3 Personal distance between a directional loudspeaker array system and a listener

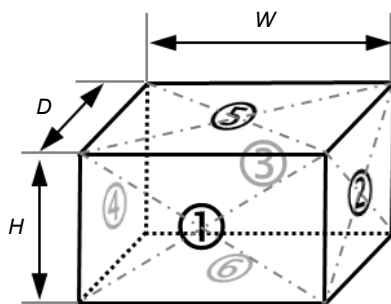
The personal distance between a directional loudspeaker array system and a listener, y , shall be defined as a distance from the centre of the directional loudspeaker array system to the

listener in front of the system, as shown in Figure 2. The personal distance shall be specified by the target application area of the directional loudspeaker array system.

4.4 Average sound pressure level at a personal acoustic zone

The sound pressure level, P_{ij} , shall be defined as the sound pressure level measured at the center of the surface j of the personal acoustic zone i . The average sound pressure level of the personal acoustic zone, P_i , shall be the mean value of the sound pressure levels measured at the center of the surfaces of the personal acoustic zone, as shown in Figure 3.

$$P_i = \frac{\sum_{j=1}^6 P_{ij}}{6}$$



IEC

Figure 3 – Measuring points of the personal acoustic zone

The average sound pressure level of the personal acoustic zone, P_i , at the position of listener, as shown in Figure 2, is defined as follows:

- P_F is the average sound pressure level of the personal acoustic zone in front of the directional loudspeaker array system;
- P_L is the average sound pressure level of the personal acoustic zone at the front-left of the directional loudspeaker array system;
- P_R is the average sound pressure level of the personal acoustic zone at the front-right of the directional loudspeaker array system;
- P_B is the average sound pressure level of the personal acoustic zone at the rear of the directional loudspeaker array system;
- P_U is the average sound pressure level of the personal acoustic zone at the front-upper of the directional loudspeaker array system;
- P_D is the average sound pressure level of the personal acoustic zone at the front-lower of the directional loudspeaker array system.

5 Personal acoustic zone index

5.1 General

The personal acoustic zone index provides the ratio of the average sound pressure level of the personal acoustic zone of one listener, to the average sound pressure level of another listener at a specified personal distance.

5.2 PAZI-x

PAZI-x is defined as the ratio of the average sound pressure level of the personal acoustic zone of a listener in front of the directional loudspeaker array system to the sum of the average sound pressure levels of listeners at the front, the front-right, and the front-left of the system. This index means a relative ratio of the average sound pressure level of the listener in front of the directional loudspeaker array system to those of the persons who are at the left side and right side of the listener.

$$PAZI-x = P_F / (P_F + P_R + P_L)$$

5.3 PAZI-y

PAZI-y is the ratio of the average sound pressure level of the personal acoustic zone of a listener located in front of the directional loudspeaker array system to the sum of the average sound pressure levels of listeners at the front and the rear of the system. This index means a relative ratio of the average sound pressure level of a listener in front of the directional loudspeaker array system to that of the person who is at the rear side of the system.

$$PAZI-y = P_F / (P_F + P_B)$$

5.4 PAZI-xy

PAZI-xy is the ratio of the average sound pressure level of the personal acoustic zone of a listener located in front of the directional loudspeaker array system to the sum of the average sound pressure levels of listeners at the front, the front-right, the front-left and the rear of the system. This index means a relative ratio of the average sound pressure level of a listener located in front of the directional loudspeaker array system to the sum of those of the persons who are neighboring the listener in a 2-dimensional plane, as shown in Figure 2.

$$PAZI-xy = P_F / (P_F + P_R + P_L + P_B)$$

5.5 PAZI-xyz

PAZI-xyz is the ratio of the average sound pressure level of the personal acoustic zone of a listener located in front of the directional loudspeaker array system to the sum of the average sound pressure levels of persons at the front, the front-right, the front-left, and the rear, and the front-upper, and the front-lower sides of the system. This index means a relative ratio of the average sound pressure level of a listener located in front of the directional loudspeaker array system to the sum of the average sound pressure levels of the persons who are neighboring the listener in 3-dimensional space.

$$PAZI-xyz = P_F / (P_F + P_R + P_L + P_B + P_U + P_D)$$

6 Measurement of the sound pressure level for a personal acoustic zone

6.1 General

This standard shall be used in conjunction with IEC 60268-1, IEC 60268-2, IEC 60268-5 and IEC 61672-1.

6.2 Characteristics to be specified

The sound pressure level shall be specified as a function of frequency measured under free field condition at a specified constant voltage with sinusoidal signal.

6.3 Method of measurement

6.3.1 Directional loudspeaker array system

The directional loudspeaker array system shall be brought under normal measuring conditions.

6.3.2 Microphone

The measuring microphone shall be positioned in the position specified in 4.4.

6.3.3 Test signals

6.3.3.1 General

Acoustical measurements shall be made under the following measuring signal condition, and be indicated with the results.

6.3.3.2 Sinusoidal signal

The sinusoidal test signal shall not exceed the rated voltage at any frequency. The voltage across the input terminals of the directional loudspeaker array system under test shall be kept constant for all frequencies unless otherwise stated.

6.3.4 Sound pressure level curves

6.3.4.1 General

One or both of the following ways may be chosen for displaying the sound pressure level curves. A family of frequency responses to be used shall be selected for some frequencies or frequency bands according to the application.

6.3.4.2 Curves at stated frequencies

A family of sound pressure level curves at stated frequencies shall be displayed.

6.3.4.3 Curves at stated frequency bands

A family of sound pressure level curves at stated frequency bands shall be displayed.

6.4 Test environment condition

6.4.1 Temperature

The temperature of the test room shall be a standard room temperature ($23\text{ °C} \pm 5\text{ K}$).

6.4.2 Humidity

The humidity in the test room shall be a relative humidity (RH) of 30 % ~ 60 %.

7 Indication of the characteristics to be specified

Data that shall be given by the manufacturer are indicated in Table 1 by an "X". Data that the manufacturer should give are indicated by the letter "R" (recommended).

A = data that shall be specified at stated frequencies;

B = data that shall be specified at a stated frequency range.

This table shall be specified in a document available to buyers before purchase of the directional loudspeaker array system.

Table 1 – Characteristics to be specified

Clauses and subclauses		System	
		A	B
4	Personal acoustic zone and sound pressure level		
4.1	Personal acoustic zone	R	X
4.2	Personal distance between listeners	R	X
4.3	Personal distance between a directional loudspeaker array system and a listener	R	X
4.4	Average sound pressure level of the personal acoustic zone	X	X
5	Personal acoustic zone index		
5.2	PAZI-x	R	X
5.3	PAZI-y	R	X
5.4	PAZI-xy	R	X
5.5	PAZI-xyz	R	X
6	Measurement of the sound pressure level for a personal acoustic zone		
6.4	Test environment condition		
6.4.1	Temperature	R	X
6.4.2	Humidity	R	X

Annex A (informative)

Example of standard specifications for a personal audio space

This annex provides an example of a standard specification for personal audio space which is intended to be used for measuring the quality of the sound field of a directional loudspeaker array system.

Table A.1 – Personal acoustic zone – Dimensioned example

Description	Parameter	Value cm
Personal acoustic zone – covers a moving zone of a head of an adult who is in front of the directional loudspeaker array system and intends to listen to the sound from the system (see 4.1 and Figure 1)	<i>H</i>	40
	<i>W</i>	40
	<i>D</i>	40
Personal distance between listeners (see 4.2 and Figure 2)	<i>x</i>	60
	<i>z</i>	60
Personal distance between a directional loudspeaker array system and a listener – for mobile phones (see 4.3 and Figure 2)	<i>y</i>	40

Bibliography

ISO 3743-1, *Acoustics – Determination of sound power levels and sound energy levels of noise sources using sound pressure – Engineering methods for small movable sources in reverberant fields – Part 1: Comparison method for a hard-walled test room*

ISO 3743-2, *Acoustics – Determination of sound power levels of noise sources using sound pressure – Engineering methods for small, movable sources in reverberant fields – Part 2: Methods for special reverberation test rooms*

British Standards Institution (BSI)

BSI is the national body responsible for preparing British Standards and other standards-related publications, information and services.

BSI is incorporated by Royal Charter. British Standards and other standardization products are published by BSI Standards Limited.

About us

We bring together business, industry, government, consumers, innovators and others to shape their combined experience and expertise into standards-based solutions.

The knowledge embodied in our standards has been carefully assembled in a dependable format and refined through our open consultation process. Organizations of all sizes and across all sectors choose standards to help them achieve their goals.

Information on standards

We can provide you with the knowledge that your organization needs to succeed. Find out more about British Standards by visiting our website at bsigroup.com/standards or contacting our Customer Services team or Knowledge Centre.

Buying standards

You can buy and download PDF versions of BSI publications, including British and adopted European and international standards, through our website at bsigroup.com/shop, where hard copies can also be purchased.

If you need international and foreign standards from other Standards Development Organizations, hard copies can be ordered from our Customer Services team.

Copyright in BSI publications

All the content in BSI publications, including British Standards, is the property of and copyrighted by BSI or some person or entity that owns copyright in the information used (such as the international standardization bodies) and has formally licensed such information to BSI for commercial publication and use.

Save for the provisions below, you may not transfer, share or disseminate any portion of the standard to any other person. You may not adapt, distribute, commercially exploit, or publicly display the standard or any portion thereof in any manner whatsoever without BSI's prior written consent.

Storing and using standards

Standards purchased in soft copy format:

- A British Standard purchased in soft copy format is licensed to a sole named user for personal or internal company use only.
- The standard may be stored on more than 1 device provided that it is accessible by the sole named user only and that only 1 copy is accessed at any one time.
- A single paper copy may be printed for personal or internal company use only.

Standards purchased in hard copy format:

- A British Standard purchased in hard copy format is for personal or internal company use only.
- It may not be further reproduced – in any format – to create an additional copy. This includes scanning of the document.

If you need more than 1 copy of the document, or if you wish to share the document on an internal network, you can save money by choosing a subscription product (see 'Subscriptions').

Reproducing extracts

For permission to reproduce content from BSI publications contact the BSI Copyright & Licensing team.

Subscriptions

Our range of subscription services are designed to make using standards easier for you. For further information on our subscription products go to bsigroup.com/subscriptions.

With **British Standards Online (BSOL)** you'll have instant access to over 55,000 British and adopted European and international standards from your desktop. It's available 24/7 and is refreshed daily so you'll always be up to date.

You can keep in touch with standards developments and receive substantial discounts on the purchase price of standards, both in single copy and subscription format, by becoming a **BSI Subscribing Member**.

PLUS is an updating service exclusive to BSI Subscribing Members. You will automatically receive the latest hard copy of your standards when they're revised or replaced.

To find out more about becoming a BSI Subscribing Member and the benefits of membership, please visit bsigroup.com/shop.

With a **Multi-User Network Licence (MUNL)** you are able to host standards publications on your intranet. Licences can cover as few or as many users as you wish. With updates supplied as soon as they're available, you can be sure your documentation is current. For further information, email subscriptions@bsigroup.com.

Revisions

Our British Standards and other publications are updated by amendment or revision.

We continually improve the quality of our products and services to benefit your business. If you find an inaccuracy or ambiguity within a British Standard or other BSI publication please inform the Knowledge Centre.

Useful Contacts

Customer Services

Tel: +44 345 086 9001

Email (orders): orders@bsigroup.com

Email (enquiries): cservices@bsigroup.com

Subscriptions

Tel: +44 345 086 9001

Email: subscriptions@bsigroup.com

Knowledge Centre

Tel: +44 20 8996 7004

Email: knowledgecentre@bsigroup.com

Copyright & Licensing

Tel: +44 20 8996 7070

Email: copyright@bsigroup.com

BSI Group Headquarters

389 Chiswick High Road London W4 4AL UK