

BS EN 16602-70-20:2014



BSI Standards Publication

**Space product assurance
— Determination of the
susceptibility of silver-plated
copper wire and cable to "red-
plague" corrosion**

bsi.

...making excellence a habit.™

National foreword

This British Standard is the UK implementation of EN 16602-70-20:2014

The UK participation in its preparation was entrusted to Technical Committee ACE/68, Space systems and operations.

A list of organizations represented on this committee can be obtained on request to its secretary.

This publication does not purport to include all the necessary provisions of a contract. Users are responsible for its correct application.

© The British Standards Institution 2014.
Published by BSI Standards Limited 2014

ISBN 978 0 580 84594 9

ICS 49.090; 49.140

Compliance with a British Standard cannot confer immunity from legal obligations.

This British Standard was published under the authority of the Standards Policy and Strategy Committee on 30 November 2014.

Amendments/corrigenda issued since publication

Date	Text affected
------	---------------

ICS 49.090; 49.140

English version

Space product assurance - Determination of the susceptibility of silver-plated copper wire and cable to "red-plague" corrosion

Assurance produit des projets spatiaux - Détermination de la susceptibilité à la rouille rouge des fils et câbles en cuivre argenté

Raumfahrtproduktsicherung - Bestimmung der Anfälligkeit von silberbeschichtetem Kupferdraht und -kabeln für "red-plague"-Korrosion

This European Standard was approved by CEN on 11 April 2014.

CEN and CENELEC members are bound to comply with the CEN/CENELEC Internal Regulations which stipulate the conditions for giving this European Standard the status of a national standard without any alteration. Up-to-date lists and bibliographical references concerning such national standards may be obtained on application to the CEN-CENELEC Management Centre or to any CEN and CENELEC member.

This European Standard exists in three official versions (English, French, German). A version in any other language made by translation under the responsibility of a CEN and CENELEC member into its own language and notified to the CEN-CENELEC Management Centre has the same status as the official versions.

CEN and CENELEC members are the national standards bodies and national electrotechnical committees of Austria, Belgium, Bulgaria, Croatia, Cyprus, Czech Republic, Denmark, Estonia, Finland, Former Yugoslav Republic of Macedonia, France, Germany, Greece, Hungary, Iceland, Ireland, Italy, Latvia, Lithuania, Luxembourg, Malta, Netherlands, Norway, Poland, Portugal, Romania, Slovakia, Slovenia, Spain, Sweden, Switzerland, Turkey and United Kingdom.



**CEN-CENELEC Management Centre:
Avenue Marnix 17, B-1000 Brussels**

Table of contents

Foreword	4
1 Scope	5
2 Normative references	6
3 Terms, definitions and abbreviated terms	7
3.1 Terms defined in other standards	7
3.2 Terms specific to the present standard	7
3.3 Abbreviated terms.....	7
4 Principles	8
5 Requirements	9
5.1 Preparatory conditions	9
5.1.1 Handling and storage	9
5.1.2 Identification.....	9
5.1.3 Test equipment	9
5.2 Test procedure	10
5.2.1 Preparation of test samples.....	10
5.2.2 Test sequence	11
5.3 Acceptance criteria	13
5.3.1 Inspection of sample	13
5.3.2 Acceptance and rejection criteria	13
5.4 Quality assurance	14
5.4.1 Data	14
5.4.2 Calibration and traceability	14
Annex A (normative) Red-plague evaluation report - DRD	15
A.1 DRD identification	15
A.1.1 Requirement identification and source document.....	15
A.1.2 Purpose and objective.....	15
A.2 Expected response	15
A.2.1 Scope and content	15
A.2.2 Special remarks	15

Annex B (informative) **Example of red-plague evaluation report template** **16**

Annex C (informative) **Codes for extent of corrosion** **18**

Bibliography.....**25**

Figures

Figure 5-1: Sketch of prepared test cable 11

Figure 5-2: Example of test equipment 12

Figure B-1 : Example of red-plague test report sheet 17

Figure C-1 : Extent of Corrosion (per 20 cm length/test sample): Code 0 19

Figure C-2 : Extent of Corrosion (per 20 cm length/test sample): Code 1 20

Figure C-3 : Extent of Corrosion (per 20 cm length/test sample): Code 2 21

Figure C-4 : Extent of Corrosion (per 20 cm length/test sample): Code 3 22

Figure C-5 : Extent of Corrosion (per 20 cm length/test sample): Code 4 23

Figure C-6 : Extent of Corrosion (per 20 cm length/test sample): Code 5 24

Tables

Table 5-1: Corrosion classification..... 14

Foreword

This document (EN 16602-70-20:2014) has been prepared by Technical Committee CEN/CLC/TC 5 "Space", the secretariat of which is held by DIN.

This standard (EN 16602-70-20:2014) originates from ECSS-Q-ST-70-20C.

This European Standard shall be given the status of a national standard, either by publication of an identical text or by endorsement, at the latest by April 2015, and conflicting national standards shall be withdrawn at the latest by April 2015.

Attention is drawn to the possibility that some of the elements of this document may be the subject of patent rights. CEN [and/or CENELEC] shall not be held responsible for identifying any or all such patent rights.

This document has been prepared under a mandate given to CEN by the European Commission and the European Free Trade Association.

This document has been developed to cover specifically space systems and has therefore precedence over any EN covering the same scope but with a wider domain of applicability (e.g. : aerospace).

According to the CEN-CENELEC Internal Regulations, the national standards organizations of the following countries are bound to implement this European Standard: Austria, Belgium, Bulgaria, Croatia, Cyprus, Czech Republic, Denmark, Estonia, Finland, Former Yugoslav Republic of Macedonia, France, Germany, Greece, Hungary, Iceland, Ireland, Italy, Latvia, Lithuania, Luxembourg, Malta, Netherlands, Norway, Poland, Portugal, Romania, Slovakia, Slovenia, Spain, Sweden, Switzerland, Turkey and the United Kingdom.

1

Scope

This Standard gives details of an accelerated screening test method and acceptance criteria to determine the suitability of silver-plated wire and cable materials for use on spacecraft and associated equipment. The test method, which also determines the suitability of the associated fabrication processes, is based on the work of Anthony and Brown (1965). They established that “red-plague” originates at breaks in the silver-plating of copper wire strands in the presence of moisture and oxygen. The environmental test system artificially promotes “red-plague” corrosion under controlled laboratory conditions as a result of galvanic corrosion of the copper conductor core.

This standard may be tailored for the specific characteristics and constraints of a space project in conformance with ECSS-S-ST-00.

Normative references

The following normative documents contain provisions which, through reference in this text, constitute provisions of this ECSS Standard. For dated references, subsequent amendments to, or revisions of any of these publications do not apply. However, parties to agreements based on this ECSS Standard are encouraged to investigate the possibility of applying the most recent editions of the normative documents indicated below. For undated references the latest edition of the publication referred to applies.

EN reference	Reference in text	Title
EN 16601-00-01	ECSS-S-ST-00-01	ECSS system – Glossary of terms
EN 16602-10-09	ECSS-Q-ST-10-09	Space product assurance – Nonconformance control system
EN 16602-20	ECSS-Q-ST-20	Space product assurance – Quality assurance
EN 16602-70	ECSS-Q-ST-70	Space product assurance – Materials, mechanical parts and processes

Terms, definitions and abbreviated terms

3.1 Terms defined in other standards

For the purpose of this Standard, the terms and definitions from ECSS-S-ST-00-01 apply, in particular for the following terms:

corrosion

3.2 Terms specific to the present standard

3.2.1 batch

quantity produced at one operation

NOTE One batch can be subdivided into several lots.

3.2.2 red-plague

red-coloured cuprous oxide (possibly with some black cupric oxide) corrosion product that forms when a galvanic cell is formed between copper and silver

NOTE The presence of humidity or moisture is a prerequisite.

3.3 Abbreviated terms

The abbreviated terms defined in ECSS-S-ST-00-01 apply.

4 Principles

The principles of the corrosion test to determine the susceptibility of silver plate copper wire and cable to red-plague corrosion is to submit the item to be tested (wire and cable) for to a certain period of time to an oxygen rich atmosphere at elevated temperature in order to evaluate the resistance of the item to deleterious effects as copper removal as a result of corrosion

For this purpose the activities related to corrosion test standardization requirements are specified in clause 5.

It is important to perform the work taking into account health and safety regulations, and in particular the national standards on this subject.

5 Requirements

5.1 Preparatory conditions

5.1.1 Handling and storage

- a. The supplier shall handle all samples of wires and cables only with clean nylon or lint-free gloves.
- b. The supplier shall store the samples before and after testing in a clean area.

5.1.2 Identification

- a. The samples of wires and cables submitted for testing shall be identified by the following:
 1. Trade name
 2. Source
 3. Manufacturer's code number
 4. Batch number
 5. Date of manufacture
- b. The construction details of wires or cables shall include the following details:
 1. Form
 2. Principal dimensions
 3. Description of insulation and conductor materials
 4. Plating materials and their nominal thicknesses

5.1.3 Test equipment

- a. The supplier shall use the following test equipment for the test method:
 1. Microscope, at least $\times 20$ magnification with attachment to enable photomicrograph.
 2. Conical glass flasks
NOTE For example: Erlenmeyer > 250 ml.
 3. Natural two holed rubber stoppers

4. Glass tubing having 3 mm - 6 mm internal diameter
5. Supply of oxygen gas
6. Gas flow regulator
NOTE For example: Hoffman clips
7. Stock of deionized water
8. Length of copper wire having 1 mm - 2 mm diameter
9. Water trough, or other suitable temperature-control bath
10. Heater with temperature regulator
11. Thermometers
12. Scalpel and wire cutters that produce a shear 90° end cut
13. Any additional equipment enabling metallurgical analysis to be performed when called up by 5.3.1b.

5.2 Test procedure

5.2.1 Preparation of test samples

- a. The supplier shall take the wire or cable to be submitted to this test procedure from stock with minimum handling.
- b. The supplier shall remove any particles or contamination visible on the outer insulation under a magnification of $\times 10$ with a clean, lint-free cloth.
- c. The supplier shall cut two adjacent test samples from the mid-length of the submitted wire or cable. Each test sample shall have a length of (200 ± 50) mm.
- d. The supplier shall strip off insulation of one test sample and shall inspect the exposed (silver-)plated braid or strands visually for corrosion and contamination at a magnification of $\times 20$.
- e. In case of shielded cable, the supplier shall remove all inner conductors, strip off insulation and inspect the cable.
- f. The supplier shall photograph any unusual features such as contamination or corrosion products present on the exposed (silver-)plated strands for control reference.
- g. The supplier shall prepare the second test sample for the corrosion test by removing the outer insulation jacket partially by using the scalpel blade.
- h. The incisions either circumferential or longitudinal, shall not damage the metal conductors.
- i. The length of outer insulation to be removed shall be (20 ± 5) mm from the sample end as shown in Figure 5-1.
- j. The supplier shall splay the outer braid when inner conductors are present to give clear exposure of the cut ends of all inner strands.
- k. The supplier shall use sharp cutters to trim the inner conductors to ensure that the insulation has not sealed off the wires.

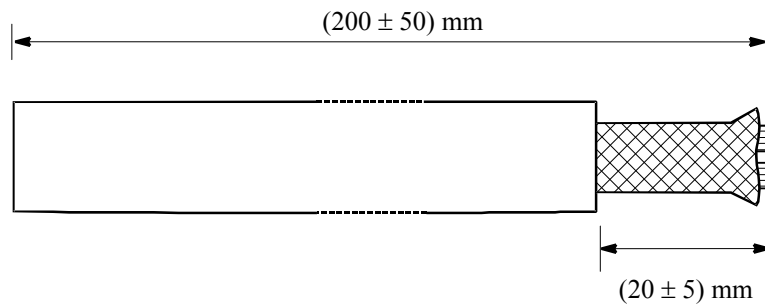


Figure 5-1: Sketch of prepared test cable

5.2.2 Test sequence

- a. The test procedure shall be as follows:
 1. Pour 200 ml of deionized water into the clean glass flask.
 2. Insert the wire or cable sample into one hole of the two-hole stopper.

NOTE Fix the wire in place with a short length of copper wire.
 3. Insert a glass tube into the second hole, as shown in Figure 5-2.
 4. Fit the stopper into the neck of the flask, together with a short length of copper wire to provide an air flow between flask and stopper.
 5. Ensure that the glass tube extend into the deionized water.
 6. Ensure that the end of the wire or cable sample is at a distance of (20 ± 5) mm above the water surface.
 7. Supply oxygen by connecting the glass tube with a plastic tube and a Hoffman clip (or other regulator) that controls the passage of oxygen into the water to maintain a flow rate of (50 ± 10) bubbles per minute.
 8. Place the test flask in a water trough or bath maintained at a temperature of (58 ± 2) °C.
 9. Always test only one wire or cable sample per flask.

NOTE If more than one test is performed at the same time, place the flasks and oxygen flow in parallel to each other.
- b. The wire or cable sample shall be exposed for a duration of 240 hours.
- c. After completion of the test, the sample shall be removed from the flask and stopper.

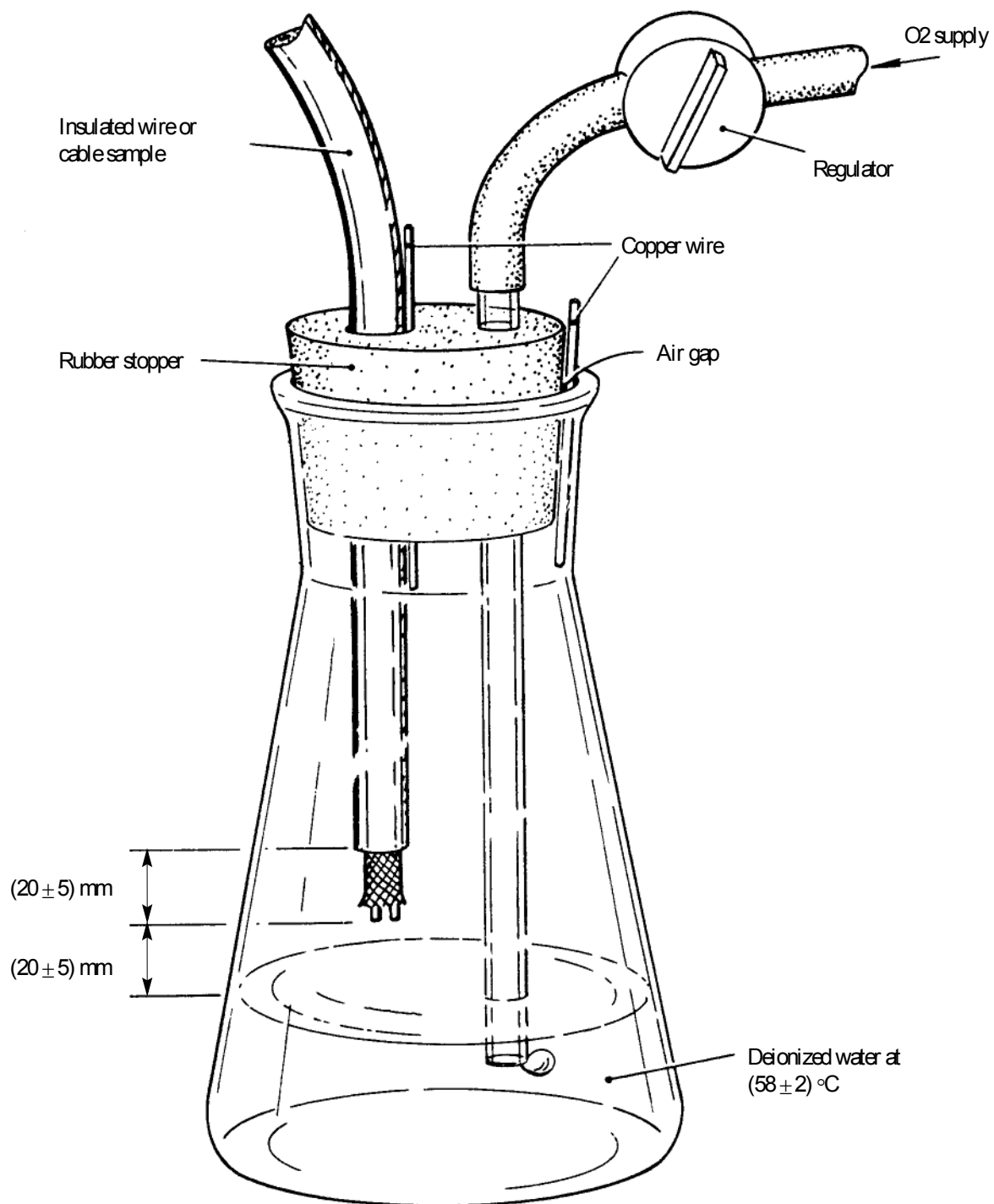


Figure 5-2: Example of test equipment

5.3 Acceptance criteria

5.3.1 Inspection of sample

- a. The inspection procedure shall be as follows:
1. Inspect the sample within three hours of being removed from the test apparatus.
 2. Remove all insulation from the outer braid (when present) and at least from one of the inner conductors.
 3. Inspect the silver-plated strands that make up braiding or inner conductor at a magnification of $\times 20$ for signs of contamination and corrosion.
 4. Photograph specific areas of interest.
 5. For samples comprising 19 wire strands, classify the extent of corrosion (per 20 cm length) present on the tested samples, on the basis of subjective visual inspection results, in accordance with Table 5-1.

NOTE For further guidance, see also Annex C.

6. For samples comprising 7 wire strands:
 - (a) Classify as a minor defect when 2 to 3 strands in one or more locations along the sample length are affected.
 - (b) Classify as major defect when corrosion affects 4 or more strands (more than 50 %) at the same sample length.

NOTE Visual inspection as means of quantifying the extent of corrosion is subjective owing to the possibility of widespread precipitation of corrosion product onto adjacent strands.

- b. For conductors that have been designated a code of 4 or 5, the supplier shall quantify the number of strands that bear corrosion sites by metallography.

5.3.2 Acceptance and rejection criteria

- a. For the cases when codes 4 and 5 are confirmed by additional investigation, as defined in 5.3.1b, the supplier shall reject the sample and associated batch of conductor material as unsuitable for space use.

NOTE The codes 0 to 3, as defined in 5.3.1a and in Table 5-1 are not cause for failure of the test sample.

Table 5-1: Corrosion classification

Code	Extent of corrosion (19-strand wire)	
0	None	
1	Minor defect:	One point on 1 or 2 adjacent strands.
2	Minor defect:	On 2 to 8 adjacent strands in one location along sample length.
3	Minor defect:	On 2 to 8 adjacent strands in a few locations along sample length.
4	Major defect:	On 2 to 10 adjacent strands in several locations along sample length.
5	Major defect:	Severe corrosion affecting more than 50 % of the total strands from any conductor, in any location.
NOTE 1	Codes 0 to 3 are considered not to affect the electrical properties of the wire or cable.	
NOTE 2	A graphical representation of this extent of corrosion code is given in Annex C.	

5.4 Quality assurance

5.4.1 Data

- a. The supplier shall establish an evaluation report in conformance with Annex A
- b. The supplier shall retain the evaluation report for at least ten years, or in accordance with business agreement requirements.

5.4.2 Calibration and traceability

- a. The supplier shall calibrate any measuring equipment to traceable reference standards
- b. The supplier shall record any suspected or actual equipment failure as a project nonconformance report in conformance with NCR DRD in ECSS-Q-ST-10-09.

NOTE This is to ensure that previous results can be examined to ascertain whether or not reinspection and retesting is necessary.

- c. The supplier shall maintain traceability throughout the process from incoming inspection to final test, including details of test equipment and personnel employed in performing the task.

Annex A (normative)

Red-plague evaluation report - DRD

A.1 DRD identification

A.1.1 Requirement identification and source document

This DRD is called from ECSS-Q-ST-70-20, requirement 5.4.1a.

A.1.2 Purpose and objective

The aim of this report is to provide relevant information about the test method to determine the suitability of silver-plated wire and cable materials for use on spacecraft and associated equipment.

A.2 Expected response

A.2.1 Scope and content

- a. The evaluation report shall uniquely identify the test.
- b. The evaluation report shall identify the wire or cable as described in 5.1.2a.
- c. The evaluation report shall list the inspection and test results as described in 5.3.1a6 and 5.3.1b.
- d. The evaluation report shall refer to photomicrographs as described in 5.3.1a.4.
- e. The evaluation report shall contain the date of test completion.
- f. The evaluation report shall contain the signature of the inspector.

A.2.2 Special remarks

- a. The supplier may use the template given in Annex B.

Annex B (informative)

Example of red-plague evaluation report template

Figure B-1 presents an example of template that can be used to present the red-plague evaluation report specified in Annex A.

Red-plague test report sheet					
Test number	Wire or cable designation	Inspection results Extent of corrosion, additional discrepancies, metallography results and observations (e.g. a. Braid, b. Inner braid, c. Inner conductor)		Date of text completion	Signature of inspector
		Sample 1 (as received)	Sample 2 (following 10-day test)		

Figure B-1: Example of red-plague test report sheet


Annex C (informative)

Codes for extent of corrosion

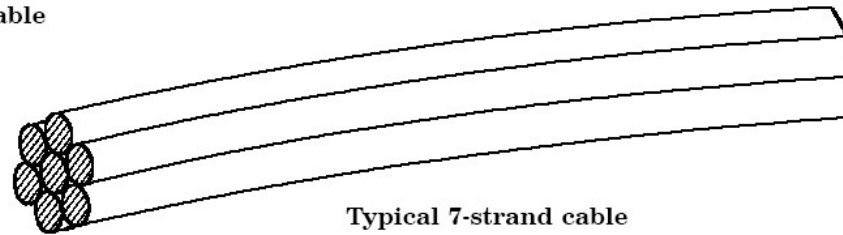
Figure C-1 to Figure C-6 are the graphical representations of the extent of corrosion codes of the acceptance criteria for requirement 5.3.1a.5 and Table 5-1.

CODE: 0

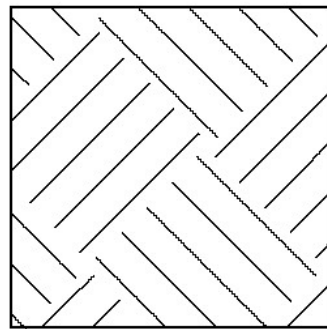
Extent of corrosion: ⇒ None




Typical 19-strand cable



Typical 7-strand cable



Detail of "Braided shield"



"Braided shield" can consist of 5-150 wires

Figure C-1: Extent of Corrosion (per 20 cm length/test sample): Code 0

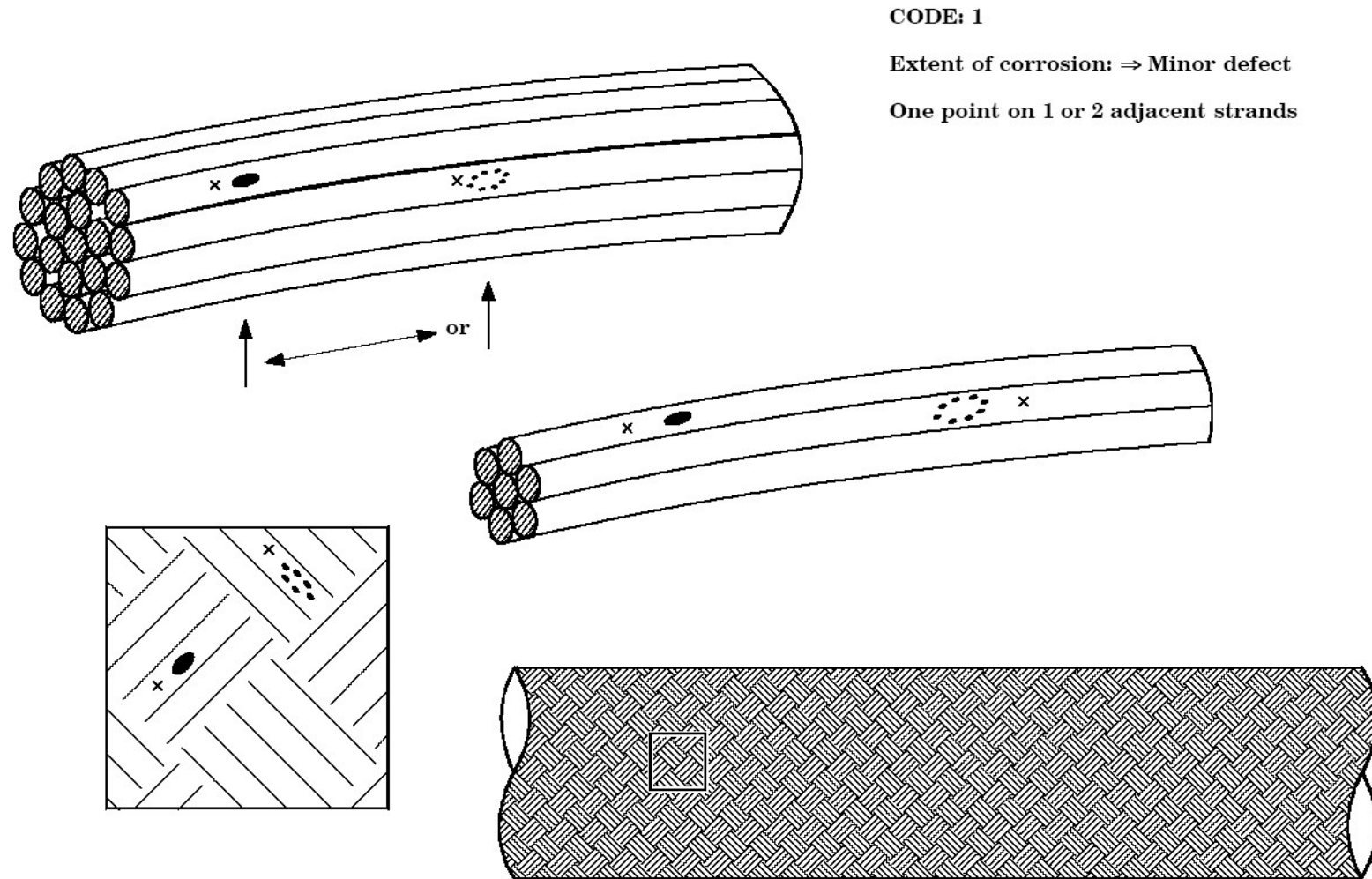


Figure C-2: Extent of Corrosion (per 20 cm length/test sample): Code 1

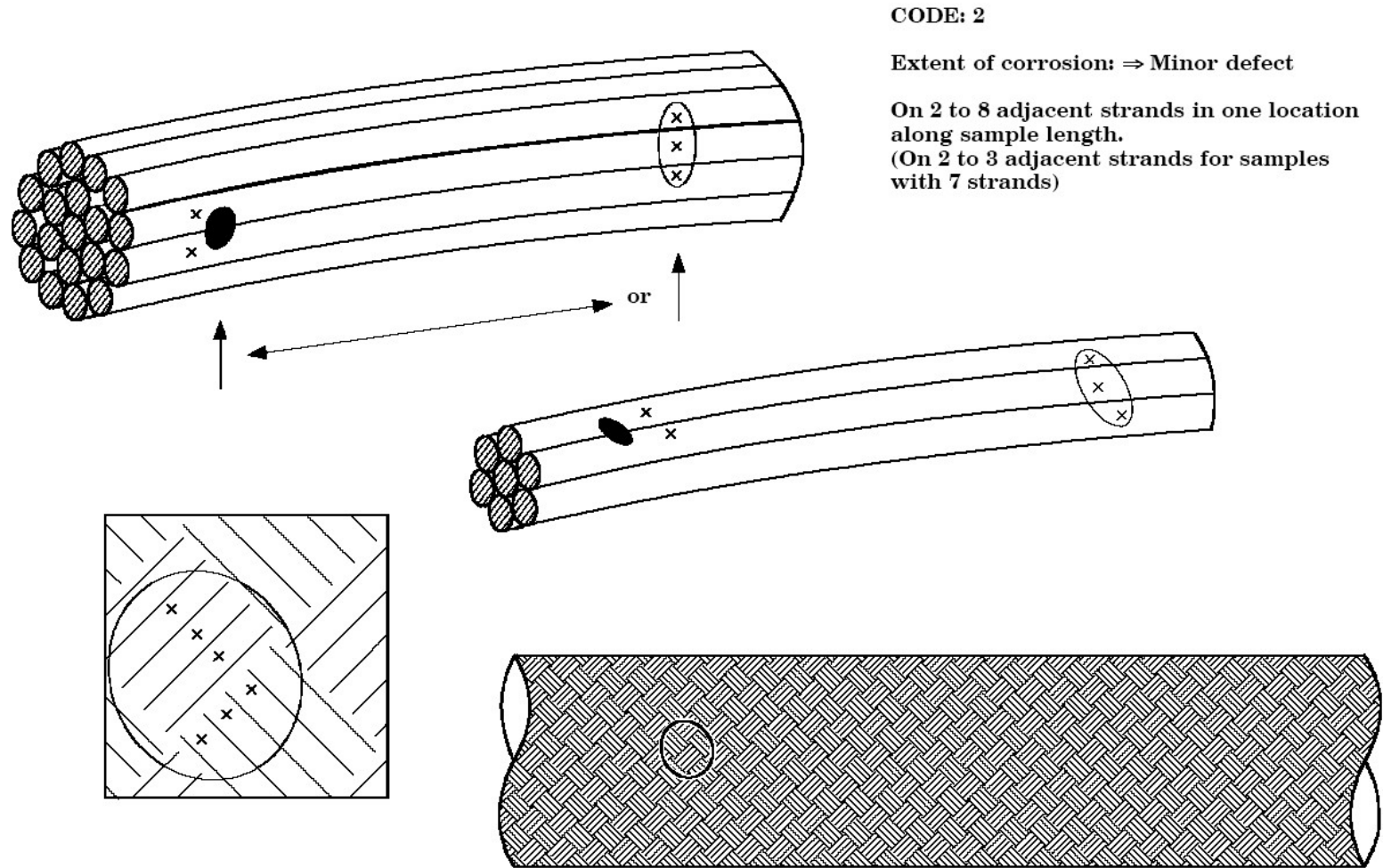


Figure C-3: Extent of Corrosion (per 20 cm length/test sample): Code 2

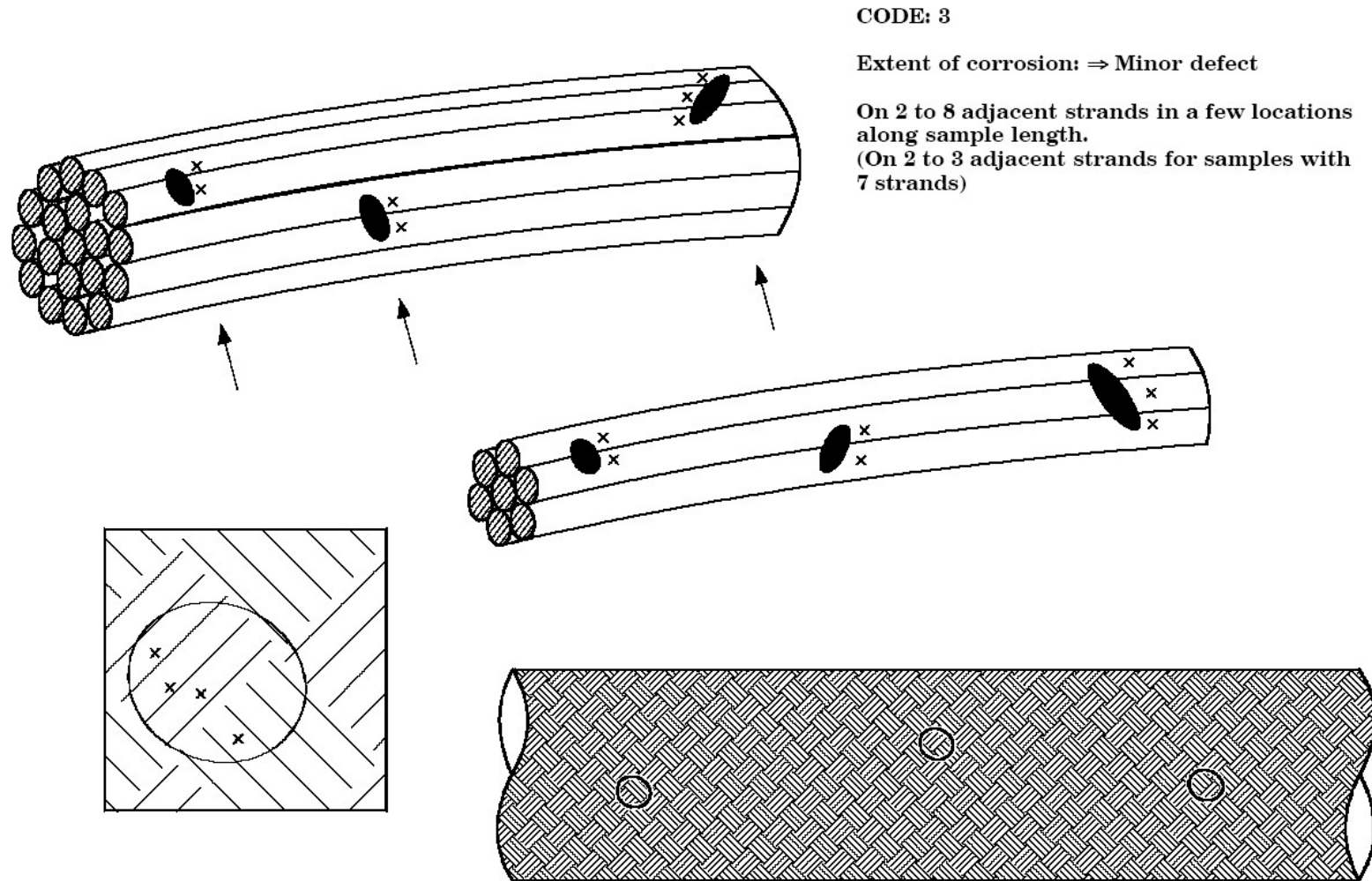


Figure C-4: Extent of Corrosion (per 20 cm length/test sample): Code 3

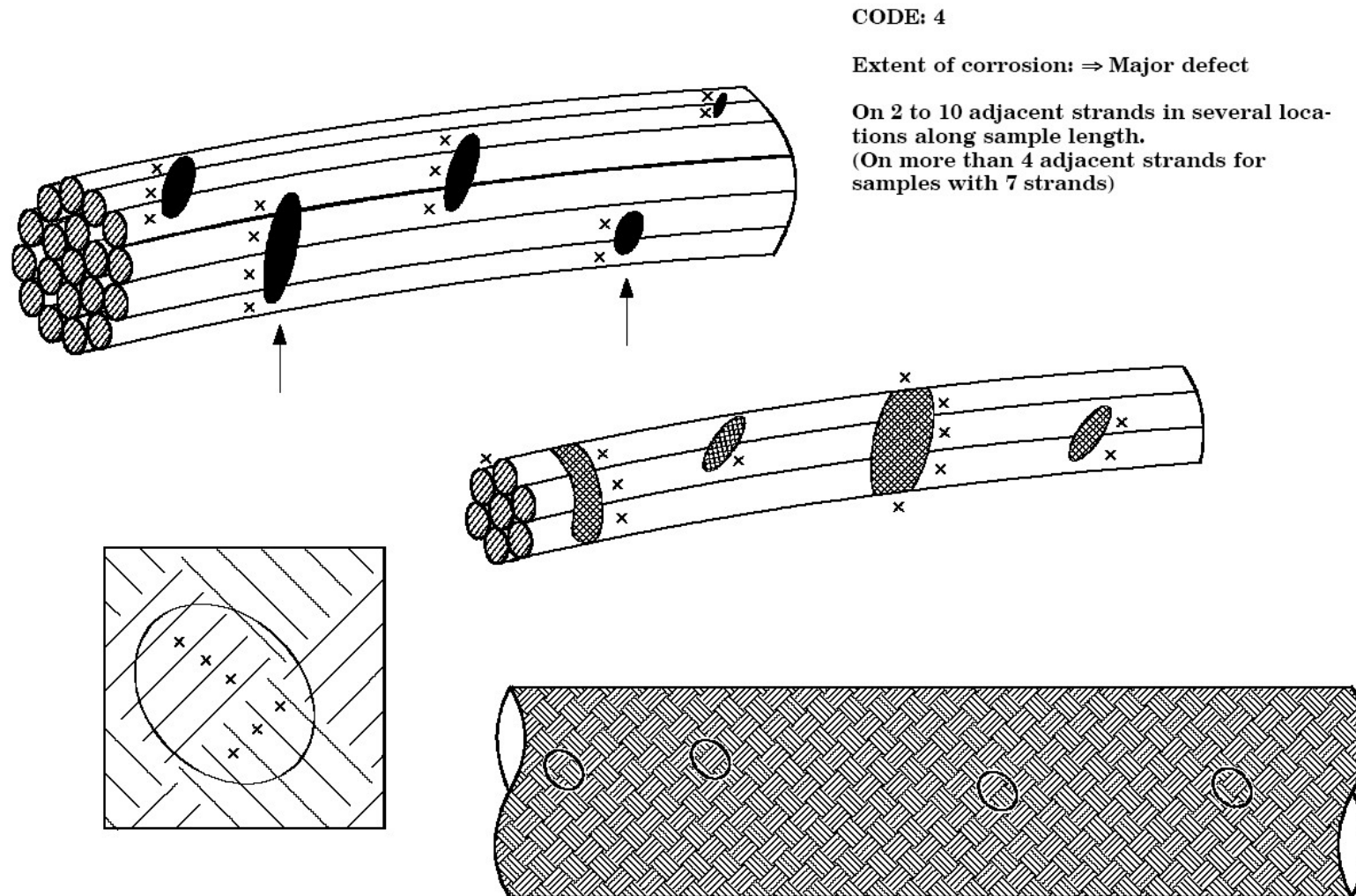


Figure C-5: Extent of Corrosion (per 20 cm length/test sample): Code 4

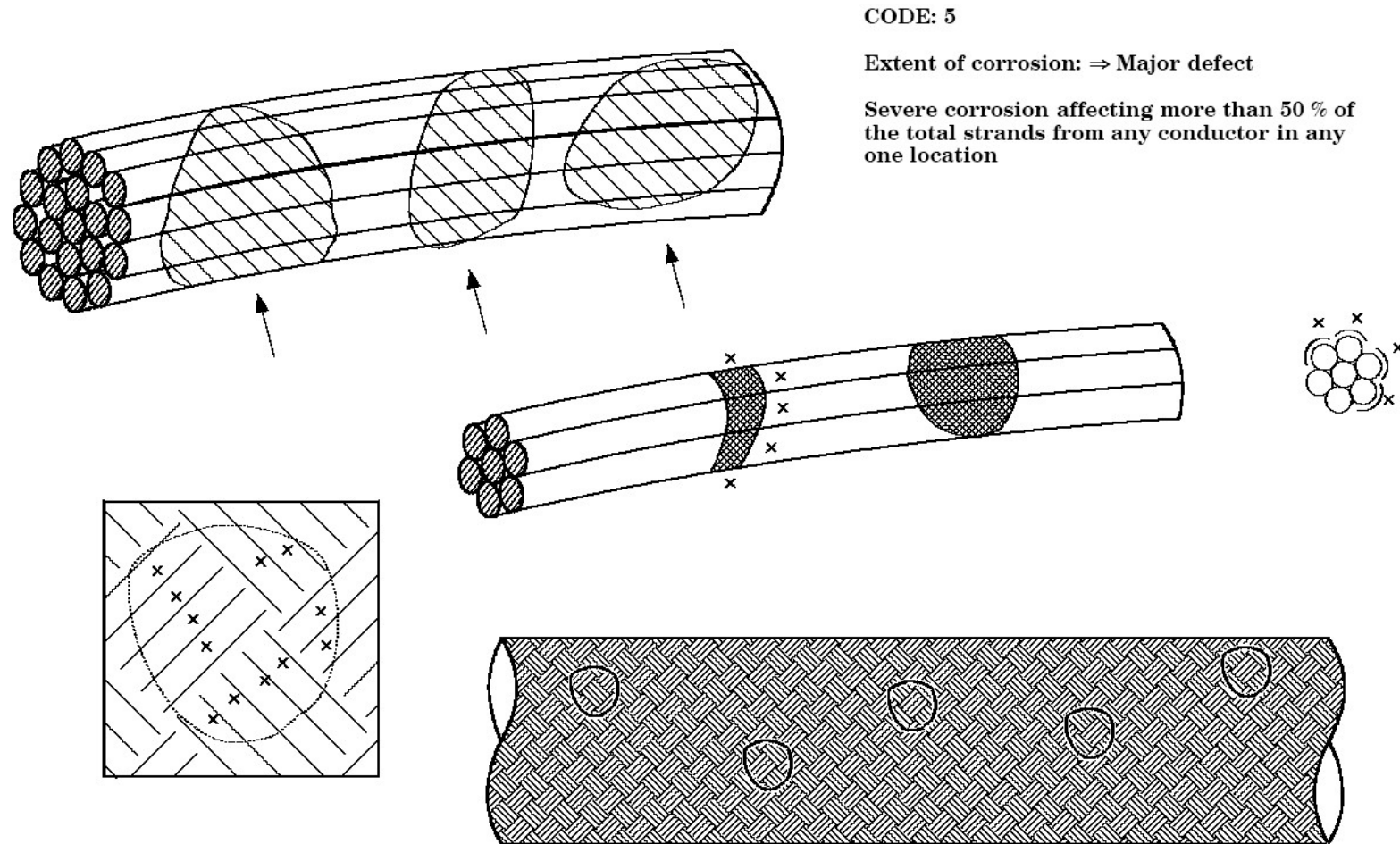


Figure C-6: Extent of Corrosion (per 20 cm length/test sample): Code 5

Bibliography

EN reference	Reference in text	Title
EN 16601-00	ECSS-S-ST-00	ECSS system – Description, implementation and general requirements
	Anthony and Brown (1965)	Mater. Prot Performance, March 1965 Vol. 4 No. 3 “Red plague corrosion on silver plated wire” by Anthony P.L. and Brown O.M.

British Standards Institution (BSI)

BSI is the national body responsible for preparing British Standards and other standards-related publications, information and services.

BSI is incorporated by Royal Charter. British Standards and other standardization products are published by BSI Standards Limited.

About us

We bring together business, industry, government, consumers, innovators and others to shape their combined experience and expertise into standards-based solutions.

The knowledge embodied in our standards has been carefully assembled in a dependable format and refined through our open consultation process. Organizations of all sizes and across all sectors choose standards to help them achieve their goals.

Information on standards

We can provide you with the knowledge that your organization needs to succeed. Find out more about British Standards by visiting our website at bsigroup.com/standards or contacting our Customer Services team or Knowledge Centre.

Buying standards

You can buy and download PDF versions of BSI publications, including British and adopted European and international standards, through our website at bsigroup.com/shop, where hard copies can also be purchased.

If you need international and foreign standards from other Standards Development Organizations, hard copies can be ordered from our Customer Services team.

Subscriptions

Our range of subscription services are designed to make using standards easier for you. For further information on our subscription products go to bsigroup.com/subscriptions.

With **British Standards Online (BSOL)** you'll have instant access to over 55,000 British and adopted European and international standards from your desktop. It's available 24/7 and is refreshed daily so you'll always be up to date.

You can keep in touch with standards developments and receive substantial discounts on the purchase price of standards, both in single copy and subscription format, by becoming a **BSI Subscribing Member**.

PLUS is an updating service exclusive to BSI Subscribing Members. You will automatically receive the latest hard copy of your standards when they're revised or replaced.

To find out more about becoming a BSI Subscribing Member and the benefits of membership, please visit bsigroup.com/shop.

With a **Multi-User Network Licence (MUNL)** you are able to host standards publications on your intranet. Licences can cover as few or as many users as you wish. With updates supplied as soon as they're available, you can be sure your documentation is current. For further information, email bsmusales@bsigroup.com.

BSI Group Headquarters

389 Chiswick High Road London W4 4AL UK

Revisions

Our British Standards and other publications are updated by amendment or revision.

We continually improve the quality of our products and services to benefit your business. If you find an inaccuracy or ambiguity within a British Standard or other BSI publication please inform the Knowledge Centre.

Copyright

All the data, software and documentation set out in all British Standards and other BSI publications are the property of and copyrighted by BSI, or some person or entity that owns copyright in the information used (such as the international standardization bodies) and has formally licensed such information to BSI for commercial publication and use. Except as permitted under the Copyright, Designs and Patents Act 1988 no extract may be reproduced, stored in a retrieval system or transmitted in any form or by any means – electronic, photocopying, recording or otherwise – without prior written permission from BSI. Details and advice can be obtained from the Copyright & Licensing Department.

Useful Contacts:

Customer Services

Tel: +44 845 086 9001

Email (orders): orders@bsigroup.com

Email (enquiries): cservices@bsigroup.com

Subscriptions

Tel: +44 845 086 9001

Email: subscriptions@bsigroup.com

Knowledge Centre

Tel: +44 20 8996 7004

Email: knowledgecentre@bsigroup.com

Copyright & Licensing

Tel: +44 20 8996 7070

Email: copyright@bsigroup.com



...making excellence a habit.™