

# Floating leisure articles for use on and in the water

**Part 5: Additional specific safety  
requirements and test methods for  
Class C devices**

ICS 97.200.50

## National foreword

This British Standard is the UK implementation of EN 15649-5:2009.

The UK participation in its preparation was entrusted to Technical Committee SW/136, Sports, playground and other recreational equipment.

A list of organizations represented on this committee can be obtained on request to its secretary.

This publication does not purport to include all the necessary provisions of a contract. Users are responsible for its correct application.

**Compliance with a British Standard cannot confer immunity from legal obligations.**

This British Standard was published under the authority of the Standards Policy and Strategy Committee on 31 January 2010  
© BSI 2010

### Amendments/corrigenda issued since publication

Date	Comments

ISBN 978 0 580 58361 2

---

EUROPEAN STANDARD

**EN 15649-5**

NORME EUROPÉENNE

EUROPÄISCHE NORM

November 2009

ICS 97.200.50

English Version

## Floating leisure articles for use on and in the water - Part 5: Additional specific safety requirements and test methods for Class C devices

Articles de loisirs flottants à utiliser sur ou dans l'eau -  
Partie 5 : Exigences de sécurité et méthodes d'essai  
complémentaires propres aux dispositifs de Classe C

Schwimmende Freizeitartikel zum Gebrauch auf und im  
Wasser - Teil 5: Zusätzliche besondere  
sicherheitstechnische Anforderungen und Prüfverfahren für  
Artikel der Klasse C

This European Standard was approved by CEN on 11 September 2009.

CEN members are bound to comply with the CEN/CENELEC Internal Regulations which stipulate the conditions for giving this European Standard the status of a national standard without any alteration. Up-to-date lists and bibliographical references concerning such national standards may be obtained on application to the CEN Management Centre or to any CEN member.

This European Standard exists in three official versions (English, French, German). A version in any other language made by translation under the responsibility of a CEN member into its own language and notified to the CEN Management Centre has the same status as the official versions.

CEN members are the national standards bodies of Austria, Belgium, Bulgaria, Cyprus, Czech Republic, Denmark, Estonia, Finland, France, Germany, Greece, Hungary, Iceland, Ireland, Italy, Latvia, Lithuania, Luxembourg, Malta, Netherlands, Norway, Poland, Portugal, Romania, Slovakia, Slovenia, Spain, Sweden, Switzerland and United Kingdom.



EUROPEAN COMMITTEE FOR STANDARDIZATION  
COMITÉ EUROPÉEN DE NORMALISATION  
EUROPÄISCHES KOMITEE FÜR NORMUNG

**Management Centre: Avenue Marnix 17, B-1000 Brussels**

## Contents

Page

Foreword.....	3
Introduction .....	4
1 Scope .....	7
2 Normative references .....	7
3 Terms and definitions .....	7
4 Safety requirements and test methods .....	9
4.1 General.....	9
4.2 Test Conditions.....	9
4.3 Design .....	9
4.4 In-water performance .....	14
5 Required capabilities of the test persons being towed .....	16
6 Consumer information .....	17
6.1 General.....	17
6.2 Intended use.....	17
6.3 Responsibilities .....	17
7 Written warnings in the manual .....	18
7.1 General.....	18
7.2 Warnings.....	18
7.3 Instructions .....	20
8 Signals .....	20
8.1 General.....	20
8.2 Hand signals.....	20
8.3 Signal devices .....	23
9 Exclusions .....	23
Annex A (informative) Quick release system .....	24
Annex B (informative) Examples of typical products forming Class C .....	25
Bibliography .....	26

## Foreword

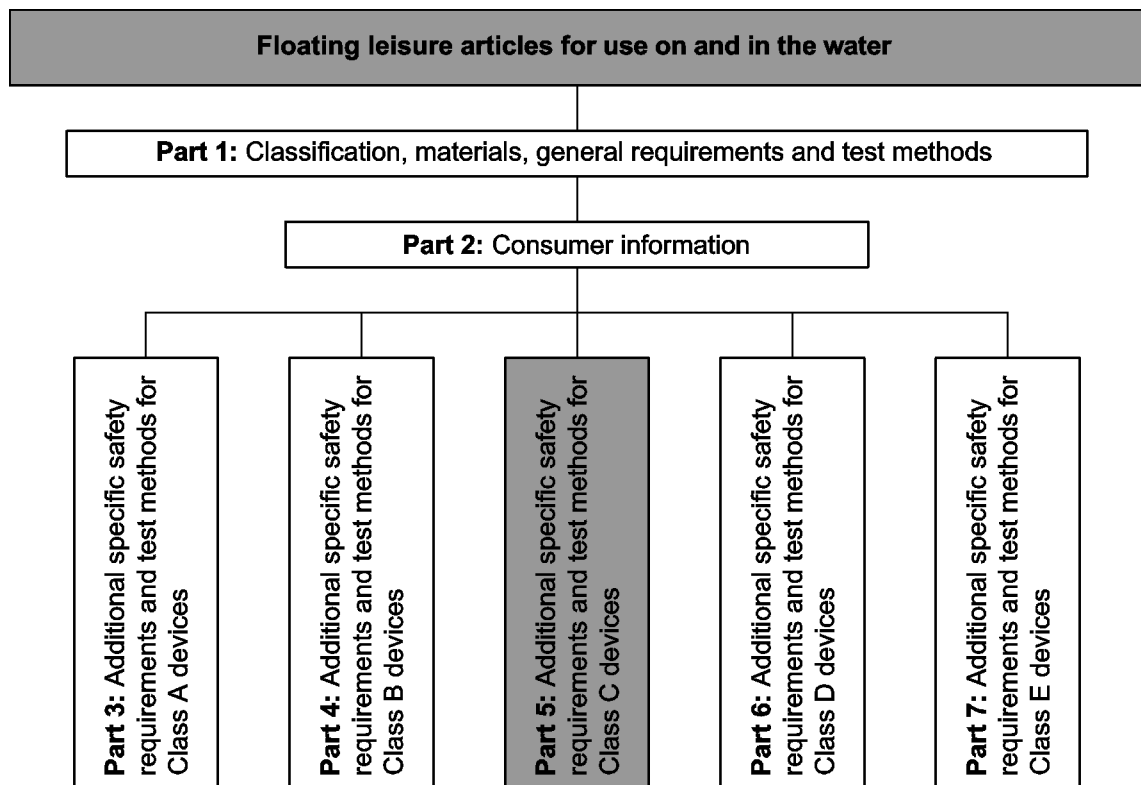
This document (EN 15649-5:2009) has been prepared by Technical Committee CEN/TC 136 "Sports, playground and other recreational facilities and equipment", the secretariat of which is held by DIN.

This European Standard shall be given the status of a national standard, either by publication of an identical text or by endorsement, at the latest by May 2010, and conflicting national standards shall be withdrawn at the latest by May 2010.

Attention is drawn to the possibility that some of the elements of this document may be the subject of patent rights. CEN [and/or CENELEC] shall not be held responsible for identifying any or all such patent rights.

This document has been prepared under a mandate given to CEN by the European Commission and the European Free Trade Association.

This European Standard is one of a series consisting of seven standards dealing with floating leisure articles for use on and in the water.



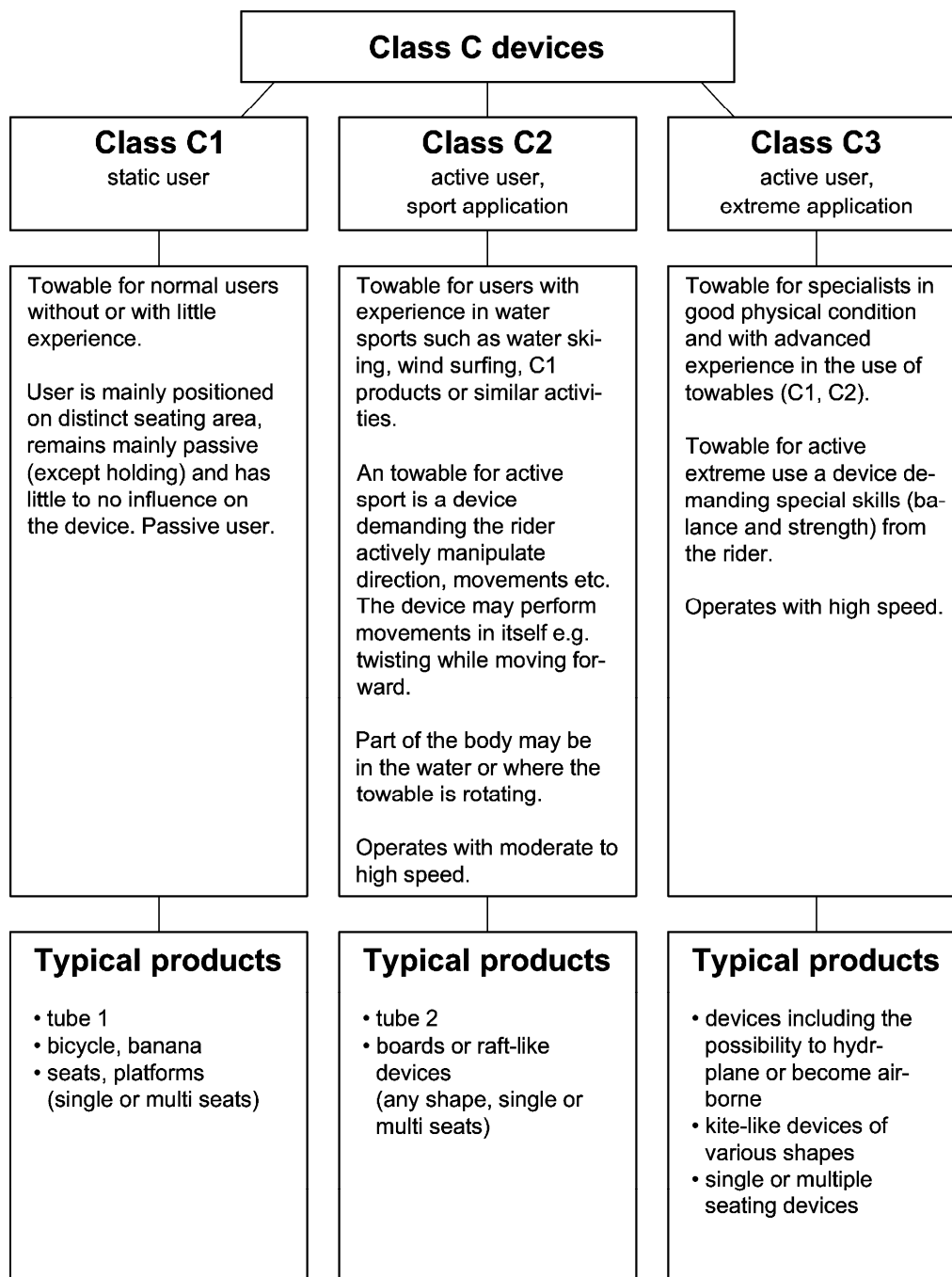
Compliance of a product to this standard requires that the requirements of the relevant specific part and, additionally, the requirements of EN 15649-1 and EN 15649-2 have to be met. If a product includes multiple use related to several classes, it has to meet the requirements of all these classes.

Annex A and Annex B are informative.

According to the CEN/CENELEC Internal Regulations, the national standards organizations of the following countries are bound to implement this European Standard: Austria, Belgium, Bulgaria, Cyprus, Czech Republic, Denmark, Estonia, Finland, France, Germany, Greece, Hungary, Iceland, Ireland, Italy, Latvia, Lithuania, Luxembourg, Malta, Netherlands, Norway, Poland, Portugal, Romania, Slovakia, Slovenia, Spain, Sweden, Switzerland and United Kingdom.

## Introduction

### Interior Structure Class C



Typical places of application:

- distant from bathing areas and other frequented water surfaces, wide empty spaces, dedicated racetracks (water courses);
- no to very small waves;
- no strong currents.

NOTE National regulations may not allow the use of these types of products in specific places.

Table 1 — Introductory risk analysis

CLASS	Typical products	Place of usage	Function; range of usage; target / age group	Type of movement / propulsion	Position of user in regard to the equipment, elevation above water	Predictable misuse	Partial risk related to water environment	Final risk	Protection aims standard / regulation
<b>C</b>	tube riders with interior holding facility and closed cockpit; raft riders; board riders; banana riders (all to be towed by motor boats)	sea shore / close to shore; lakes, rivers; large space for action is needed	adolescents; adults; children accompanied by adults (minimum age group)	high speed movement; devices towed by motor boats; other means of propulsion	users are sitting on or inside the device; elevation from water level about maximum 60 cm sitting height; kneeling, lying; standing	use by non-swimmers; no use of PFD; excessive speed; improper load distribution/ seating position; close vicinity to other users; overload; inadmissible number of passengers	collision of persons in the case of capsizing; fall from the device; device turning; catapulting out of the device; impact through device; nose dipping; sudden stop; crash down of kite type towables; rupture of the towing rope; entrapment/ entanglement; nose dive; use of rumps	<b>D R O W N I N G</b>	age limits; warning notes; quick release; gripping; escape in case of danger; residual buoyancy; use of PFD; length, strength and elasticity of rope; reliability of quick release, user qualifications and capabilities



## 1 Scope

This European Standard is applicable for CLASS C classified floating leisure articles for use on and in water according to EN 15649-1 regardless of whether the buoyancy is achieved by inflation or inherent buoyant material.

This document (EN 15649-5) is applicable with EN 15649-1 and EN 15649-2.

NOTE 1 Typical products forming class C:

- tube riders towable with interior holding facility and closed cockpit;
- raft riders towable;
- board riders towable;
- banana type towable.

NOTE 2 Typical places for application:

- distant from bathing areas and other frequented water surfaces, wide empty spaces, dedicated racetracks (parcours);
- no to little waves;
- no strong currents.

## 2 Normative references

The following referenced documents are indispensable for the application of this document. For dated references, only the edition cited applies. For undated references, the latest edition of the referenced document (including any amendments) applies.

EN 15649-1:2009, *Floating leisure articles for use on and in the water — Part 1: Classification, materials, general requirements and test methods*

EN 15649-2, *Floating leisure articles for use on or in the water — Part 2: Consumer information*

EN ISO 6185-1:2001, *Inflatable boats — Part 1: Boats with a maximum motor power rating of 4,5 kW (ISO 6185-1:2001)*

EN ISO 12402-1:2005, *Personal flotation devices — Part 1: Lifejackets for seagoing ships — Safety requirements (ISO 12402-1:2005)*

## 3 Terms and definitions

For the purposes of this document, the terms and definitions given in EN 15649-1:2009 and the following apply.

### 3.1

#### **residual buoyancy**

provision of remaining buoyancy in case of a defect of any buoyancy chamber

**3.2**  
**personal floating device**  
**PFD**

garment or device that, when correctly worn and used in water, will provide the user with a specific amount of buoyancy that will increase the likelihood of survival

[EN ISO 12402-1:2005, 3.1]

**3.3<sup>1</sup>**  
**application at high speed**

application in which the floating device is towed rapidly through external means of propulsion (motor boat, towing installation, etc.)

**3.4**  
**means to assist re-embarkation**

means which helps the user to climb back on board of the floatable device from an in-water position regardless whether the buoyant structure is fully inflated or any air chamber is deflated

**3.5**  
**towable**

floating leisure article (inflatable or inherently buoyant) for dynamic use towed by mechanical means

**3.6**  
**rider**

<floating leisure articles>

user of the towable positioned on the towed device

**3.7**  
**water craft driver/operator**

person having the responsibility for the towed and the towing device (watercraft or towing device)

**3.8**  
**observer**

<floating leisure articles>

additional person observing the towed device in permanent eye contact

**3.9**  
**tow rope**

connection between towing device and the towable

**3.10**  
**towing streamer**

signalisation flag attached to the rear of the towing device according to national rules

**3.11**  
**quick release system**

means to release the towable from the tow rope manually or automatically in case of an emergency by triggering a release mechanism

**3.12**  
**available area**

area on or inside a floating article which can be used unrestrictedly for user accommodation when taking the intended posture(s)

---

<sup>1</sup> in accordance with intended use.

### 3.13

#### **multiple use product**

any product that is intended to be used for more than one purpose (jumping, resting, climbing, etc.)

### 3.14

#### **inherent buoyant material**

non-crosslinked (closed-cell) foam or other materials enclosed in (a) sealed compartment(s) in the hull which less than fresh water

NOTE Inflatables made from inherent buoyant material is a buoyant structure (hull) achieving all or parts of its intended shape and buoyancy from soft foam, hard foam or sealed chambers filled with air, gas or granules.

## 4 Safety requirements and test methods

### 4.1 General

Construction of a floating leisure article shall be such that it corresponds in terms of design, dimensions, safety, strength and durability for its intended use. The requirements set out in this standard were chosen to ensure compliance with these considerations. When floating leisure articles provide buoyancy in several components, then requirements apply to all components. Floating leisure articles of class C shall provide residual buoyancy if one air chamber fails. This residual buoyancy shall maintain the safety of the device even if its function is lost. The following safety requirements are therefore related to:

- design;
- sizing;
- materials;
- strength;
- performance;
- information.

Towables of all classes shall be designed in a way that the rider when in the intended position(s) can always at least partially be seen by the observer for communication purposes by and with the observer.

In addition to this document (EN 15649-5), all requirements of EN 15649-1 and EN 15649-2 apply also for class C devices.

EN 15649-1 and EN 15649-2 are applicable as general parts. In individual cases, due to the unpredictability, variations and indeterminability of existing and future products, a corresponding choice shall be made by the test house.

### 4.2 Test Conditions

If not otherwise stated, all tests shall be carried out at an air temperature of  $(20 \pm 3) ^\circ\text{C}$ .

### 4.3 Design

#### 4.3.1 General

Design and shape of towables have constituted a certain number of constant types like the above mentioned. The entire product group of towable is however subject of permanent change in terms of shape and function. For that reason, the space per person requirements shall be applied for in a way to satisfy safety and per-

formance if these parameters depend on distinct body positions for which an available area has to be provided. This applies in particular if child use is included.

#### **4.3.2 Sizing, admissible number of users and maximum load capacity**

##### **4.3.2.1 Sizing**

Towables shall be sized according to their admissible number of passengers. The size shall be communicated to the user by applying safety information symbol "number of the users, adults/children" and "user's body weight range ... to ...kg" specified in EN 15649-2 on the packaging and on the product.

##### **4.3.2.2 Test method**

Visual inspection, application of seat template.

#### **4.3.3 C1 devices, space per person (passive user, including children)**

##### **4.3.3.1 C1 tubes or other near-ring shaped devices**

###### **4.3.3.1.1 Requirements**

C1 devices, tubes, etc. shall provide a closed cockpit with side walls (inflatable ring shaped tubes) entirely around the passenger if child use is included. The minimum available area shall allow a six year old child to sit inside the device. This requirement is deemed to be met if the seat template according to EN 15649-1:2009, A.1.2 fits in to the available area.

###### **4.3.3.1.2 Test method**

Apply seat template as specified in EN 15649-1:2009, A.1.

Check whether this template can be placed into the interior sitting area without the need to bend or fold it.

##### **4.3.3.2 C1 bikes, bananas, etc. (user sitting in row on the product)**

###### **4.3.3.2.1 Requirements**

C1 devices providing the available seat area in row shall have a seat length of 60 cm per person. If the device implies sitting in line of more than one user, the sitting space for each user shall have at least a length of:

- child = 50 cm if the thighs follow the seat surface.
- adult = 70 cm if the thighs follow the seat surface.

###### **4.3.3.2.2 Test method**

Apply seat template as specified in EN 15649-1:2009, A.1.

Check whether this template can be placed into the interior sitting area without the need to bend or fold it.

#### **4.3.4 C2 and C3 devices, space per person**

C2 and C3 devices are used in a much more divert manner. There are no requirements with regard to minimum available areas for these categories.

#### **4.3.5 Grab handles, availability and strength**

##### **4.3.5.1 Requirements**

There shall be at least one grab handle for each admissible user. The handles or other means for holding shall be positioned in a way to allow holding when sitting on or in the intended using position(s).

Any handle used shall not have a gap between the handle and the surface of more than 30 mm. The gap shall not increase when pulled by a force of at least 300 N, thereby preventing hand or finger entrapment.

Diameter of any tubes or pipes used are only allowed < 8 mm or > 25 mm to ensure that no finger gets entrapped.

Grab handles shall meet the tensile test as specified below. Any means of holding on shall be designed to avoid entanglement or entrapment.

##### **4.3.5.2 Test methods**

Visual inspection and measurement. For measuring strength of handles, apply the test method as given in EN ISO 6185-1:2001, 6.7.2. The pulling force shall be at least 1 kN.

#### **4.3.6 Buoyancy and load capacity**

##### **4.3.6.1 Requirements**

During the practical test it shall be proven that the device provides sufficient buoyancy to meet all in-water performance test also with the maximum number of admissible persons.

##### **4.3.6.2 Test methods**

See practical test in 4.4.

#### **4.3.7 Residual buoyancy**

##### **4.3.7.1 Requirements**

All floating class C devices shall provide residual buoyancy after failure of the air chamber most likely to cause failure. The amount of residual buoyancy shall be not less than 60 N per admissible person. During the practical in-water tests, it shall be proven that each admissible person can get hold to the remaining structure (details see 4.4).

##### **4.3.7.2 Test method**

Open one valve to deflate the chamber most likely to fail and measure both volumes and compare the values before and after.

#### **4.3.8 Foot, leg and torso entrapment**

##### **4.3.8.1 General**

Requirements and test procedures as specified in EN 15649-1:2009, 5.2 to 5.4 apply. In particular, if the harness system is attached at multiple points on the towable, the minimum gap size between harness and towable shall comply with the child torso probe requirements (see EN 15649-1:2009, 5.4).

#### **4.3.8.2 Handles, foot rest or knee straps for supporting the users during use**

In order to avoid entrapment, handles shall not be positioned in areas intended for knee and/or foot rest of the user.

Handles should not have movable or rotating components.

Foot and knee supports shall be positioned in the ergonomically appropriate position to assist the user to obtain a safe and secure hold while being towed.

There shall be no loose rope ends, which could result in entanglement.

#### **4.3.9 Valves and other protruding parts**

##### **4.3.9.1 Requirements**

In order to avoid injury or hindrance any protruding hard objects, e.g. valves, shall not be located in the area(s) intended to be occupied by the user(s).

##### **4.3.9.2 Test method**

Check whether action areas are free from any hindrance.

#### **4.3.10 Accessible protruding parts, entanglement**

Requirements and test methods as specified in EN 15649-1:2009, 5.5 apply.

#### **4.3.11 Strength of towing device attachment**

##### **4.3.11.1 Requirements**

Materials and design shall guarantee that the maximum load specified does not damage the air chambers, the cover, or any other component of the complete system connecting the towing rope with the towed device.

##### **4.3.11.2 Test method**

The device shall be tested in a position that the specified loads and load directions can be applied. Apply tensile forces as specified below in the direction most likely to cause failure. A downwards force application of an angle of 45° shall be additionally applied if the device is designed to hydroplane or become airborne (C3 devices).

Class 1 / Class 2:

- 1 people towable, 2 kN;
- 2 people towable, 2,5 kN;
- 3 up to 5 people towable, 3 kN;
- 6 up to 10 people towable, 6 kN.

Class 3:

- 1 people towable, 4 kN;
- 2 people towable, 5 kN;
- 3 up to 5 people, 6 kN.

#### **4.3.12 Towing system**

The towing system connecting the means of propulsion (mostly a motor boat) with the towable shall meet the requirements in accordance with 4.3.13 to 4.3.16.

### **4.3.13 Colour of towing rope**

#### **4.3.13.1 Requirements**

Towing ropes shall be conspicuous to all parties involved. This requirement is deemed to be met if the colour of the rope is clearly contrasted to the water coloration.

#### **4.3.13.2 Test method**

Visual inspection.

### **4.3.14 Floatability of towing rope**

#### **4.3.14.1 Requirements**

The entire towing systems shall float when detached from both the boat and the towable.

#### **4.3.14.2 Test method**

Check whether the towing device does not sink when detached.

### **4.3.15 Fittings**

#### **4.3.15.1 Requirements**

All fittings shall be corrosion resistant (supplier's certificate). There shall be no sharp edges, points or other deficiencies likely to cause injuries.

#### **4.3.15.2 Test method**

Check via tactile testing.

### **4.3.16 Elasticity of towing rope**

#### **4.3.16.1 Requirements**

The towing rope shall not create a whipping effect when rupturing or being released from towable. The elongation of the rope under the forces given in 4.3.16.2 shall be less than 4 %.

NOTE Tow ropes with elastic components are exempt from this requirement.

#### **4.3.16.2 Test method**

When a tow rope is provided, measure a defined and measured length of rope under a pre-load of 200 N. Increase the load to a value of 2 kN. Measure the increase in length and calculate the percentage.

Alternatively, the elasticity of the rope may be proven by a supplier's certificate.

The test force shall be applied for 1 min.

## **4.4 In-water performance**

### **4.4.1 General**

Practical in-water tests aim to determine that towables are functional and create no safety risks to the user. Since such tests cannot be executed in an objective manner a practical, i.e. to a certain extent subjective test is applied. This approach is considered to be state of the art for water sports articles and devices and aids in determining if safety hazards exist, especially with C2 and C3 devices.

### **4.4.2 Selection of test subjects**

Test subjects shall have moderate experience in water sports such as skiing, wind surfing or similar activities. The number of test subjects shall comply with supplier's instructions for the device (see also body related safety information symbol specified in EN 15649-2).

In addition to the body weight / body size selection criteria the following capability requirements apply:

C1/C2 devices: Test subjects shall have experience in water sports such as water ski, wind surfing, C1 products or similar activities.

C3 devices: Test subjects shall be specialists in good physical condition and with advanced experience in the use of C1, C2 towables.

All test subjects shall wear immersion suits and adequate flotation devices during the in-water test. All test subjects testing C3 devices shall additionally wear head protection helmets.

### **4.4.3 Assessment panel**

Subjectivity of the test shall be reduced by a collective assessment. For this purpose a test panel as specified in EN 15649-1:2009, 3.8 shall judge those requirements that can not be objectively assessed. This applies in particular for requirements given in 4.4.6 to 4.4.10.

### **4.4.4 Selection of water craft and towing personnel for testing**

The watercraft shall be powerful enough to reach the maximum speed of use indicated on the product. It shall be equipped with all means for safe towing and testing. In addition to the boat driver, there shall be an observer as defined in 3.8.

### **4.4.5 Test conditions, test course, duration of test, test speed, wind speed**

A large, unoccupied water area without floating or underwater obstacles or underwater currents. Test runs in relation to the true wind direction shall be as specified below.

Upwind course:

- direct heading to true wind;
- bow quarter, starboard (45° to true wind);
- bow quarter, port side (45° to true wind).

Down wind course:

- direct down wind heading;
- stern quarter, starboard (135° to true wind);



— stern quarter port side (135° to true wind).

Beam wind course (90°):

— beam wind starboard (90° to true wind);

— beam wind port side (90° to true wind).

Duration of each test course ride shall be 10 min regardless of the number of test subjects on the towable. Test speed for all courses shall comply with manufacturer's instructions. Wind speed shall be at least in accordance with the suppliers instructions for maximum allowable wind speed (see also Clause 6.2).

At the end of this cycle, a sudden speed reduction test shall be executed simulating an emergency stop of the towing boat or its stop due to engine failure. For this purpose, the maximum speed shall be reduced by putting the throttle immediately to idle speed (zero throttle) and letting the towing decelerate.

Pass/fail criteria, see 4.4.11.

#### **4.4.6 Manoeuvres**

The transition from each test run to the next, e.g. from 45° wind from left side to 45° wind from right side shall be performed by driving in a curve under maximum speed. The in-water test shall include for all devices one U-turn of 180° run under maximum speed.

In addition to the sheer test courses, it shall be guaranteed that the rides include all movements e.g. rotating, jumping, etc. for which the devices tested are purposely designed.

Where devices are fitted with a quick release, they shall be tested with and without a quick release mechanism under maximum allowable speed.

C3 devices that become airborne shall be tested as follows:

— flying downwind at maximum allowed wind speed;

— flying beam-wind at maximum allowed wind speed;

— starting / landing with maximum / minimum number of passengers.

Pass/fail criteria, see 4.4.11.

#### **4.4.7 Efficiency of drainage system for inflatable chambers designed with an external cover**

Towables of all classes shall be designed to prevent large quantities of water accumulating inside the device during use. This water shall drain away through efficient drainage systems.

This requirement is not applicable if water is intentionally taken in order to acts as ballast for stabilisation, etc.

Pass/fail criteria, see 4.4.11.

#### **4.4.8 Entrapment, entanglement, additional practical in-water test during capsizing**

The entire in-water test shall include a deliberate capsizing of the fully embarked towable (according to supplier's instructions). It shall be demonstrated that during the capsizing, none of the test subjects become entrapped or entangled when slipping from the device into the water.

Pass/fail criteria, see 4.4.11.

#### **4.4.9 Re-embarkation, practical in-water test**

The entire in-water test shall include a deliberate capsizing of the fully embarked towable (according to supplier's instructions). It shall be demonstrated that the towable is designed to allow the test subjects to re-embark onto the device. The first person who re-embarked may assist others to do so.

Pass/fail criteria, see 4.4.11.

#### **4.4.10 Residual buoyancy, additional practical in-water test**

After deflation of the air chamber most likely to cause failure, it shall be demonstrated that all specified allowable users (test subjects) can hold onto the device in a way to keep their airways above water level even when not wearing a flotation device.

#### **4.4.11 Pass/fail criteria**

The assessment panel shall judge the satisfaction of all requirements specified in 4.4.6 to 4.4.10. In addition, the test criteria listed below have to be observed and positively assessed by this panel. All items of the check list below need a positive assessment or the device fails:

- a) was (were) the test subject(s) able to use the towable safely in all functions listed by the manufacturer when informing the user about the intended use and speed (see instructions for use)?
- b) were there any situations which may be assessed as near dangerous or near accidental in relation to the declared function of the towable (see 4.4.5)?
- c) are there any complaints by the test subjects regarding space, slipperiness, grab handles, feet/leg support?
- d) did the water drainage work effectively (if applicable)?
- e) were users able to re-embark from the water onto the towable (see 4.4.9)?
- f) was there sufficient residual buoyancy and means to hold to the device for each admissible user (see 4.4.10)?
- g) was there any damage?
- h) did any abrasion occur to the protective clothing, at the fingers, feet, arms or knees?
- i) was there safe deceleration of towed class C1 and C2 devices after sudden stop without collision with towing boat (see 4.4.5).

In determining the result of the test, there shall be at least a majority decision.

## **5 Required capabilities of the test persons being towed**

C1 Ability to understand the process (ride), to be able to swim, to be able to hold one self also under high speed and dynamic conditions (inclination, impacts, acceleration, etc.).

NOTE Children below the age of 6 years are not supposed to dispose of these skills.

C2 In addition to C1: Experienced user familiar with similar water related devices, adequate physical strength and the ability to assess the related risks.

C3 In addition to C1 and C2: The user has built up further experience in performing extreme actions and managing the device when lifting from the water surface, flying and landing.

In all cases of application, it is recommended that the test subjects wear an adequate personal flotation device.

## 6 Consumer information

### 6.1 General

The following applies to private and commercial use.

Consumer information shall be in accordance with EN 15649-2 as far as applicable.

The specific requirements listed in Clause 7 shall be met.

Safety information symbols to be applied (see EN 15649-2).

### 6.2 Intended use

The manufacturer shall describe in full detail the intended use of all class C devices. As a minimum, the information related to the intended use shall include.

- a) The WARNING: Do not use the towable with more riders than indicated by the manufacturer!
- b) The operating conditions:
  - maximum wind in Beaufort;
  - maximum wave height;
  - maximum speed (km/h, kn);
  - required towing rope;
  - maximum/minimum number of load and persons.
- c) The data related to:
  - type/model of device;
  - manufacturer;
  - category (C1, C2 or C3 including explanations of these categories).

### 6.3 Responsibilities

#### 6.3.1 General

The watercraft driver is responsible for the safe operation and use of the towable.

NOTE All local regulations apply.

#### 6.3.2 Watercraft driver

- The driver shall check that all possible adaptable devices are adapted for the rider.
- Be sure the rider is properly mounted on/in the device before starting to accelerate.
- Obey all driving and speed rules related to safety and to the towing area being used.

### **6.3.3 Observer**

- As towables require permanent observation, the use of jet skis as towing craft is not recommended.
- Agree upon communication signals (see 8.1) with the rider.
- Take care of necessary communication with the watercraft driver according to the circumstances.
- The rider shall be under constant observation during towing.

### **6.3.4 Rider**

- Make yourself familiar with the towable and understand the intended position of use.
- Make yourself familiar with all signals and separation devices; see Clause 8 (if applicable).
- Understand the warnings, written text and/or safety information symbols published by the manufacturer.

## **7 Written warnings in the manual**

### **7.1 General**

The manual for class C devices shall include at least the warnings listed below:

- a) Before using, please familiarize yourself with your new towable.
- b) Read all warnings and instructions printed on this manual and on your towable.
- c) Warnings and instructions vary from model to model, make sure to read and comply with all warnings and instructions shown on the towable.
- d) Follow the order of the inflation of air chambers printed on the towable.
- e) If your towable has an outer cover, install it in accordance with the manufacturer's instructions.
- f) Ensure that the towing line is attached in accordance with the manufacturer's instructions.
- g) Users of towables shall wear protective clothing against skin abrasion as well as a cold water suit (wet or dry).
- h) For C3 towables, it is good practice for the user to wear an appropriate helmet. The age of C3 users shall not be less than 14 years.

### **7.2 Warnings**

The warnings listed below shall be given in form of a label (see Figure 1) and be included in the user's instructions and printed on the class C device in a position visible when the device is boarded.

For commercial use, ensure that the safety warnings provided by the manufacturer are made available to each rider.

READ AND UNDERSTAND ALL WARNINGS CONTAINED IN OWNER'S MANUAL AND ON THIS PRODUCT.

WEAR APPROPRIATE CLOTHING TO AVOID INJURIES.



W A R N I N G



USE OF THIS PRODUCT AND PARTICIPATION IN THIS SPORT INVOLVES AN INHERENT RISK OF INJURY.

- BOAT SPEED SHOULD NEVER EXCEED XX KM/H (XX KN) FOR ADULTS AND XXX KM/H (XXX KN) FOR CHILDREN.
- DO NOT USE AT SPEEDS THAT EXCEED SKILLS OF THE RIDER.
- NOT FOR USE BY CHILDREN UNDER XXX YEARS OF AGE.
  
- THERE SHALL ALWAYS BE AN OBSERVER.
- THIS IS NOT A PERSONAL FLOTATION DEVICE.
- ALWAYS WEAR AN EN ISO 12402-5 APPROVED PERSONAL FLOTATION DEVICE.
- NEVER PLACE WRISTS OR FEET THROUGH HANDLES OR TOWING HARNESS.
- WATERCRAFT DRIVER IS RESPONSIBLE FOR THE RIDE SINCE THE TOWABLE CANNOT BE CONTROLLED BY THE RIDER.
- WATERCRAFT RIDER SHOULD AVOID EXCESSIVE SPEEDS OR SHARP TURNS WHICH MIGHT CAUSE THE TOWABLE TO FLIP OVER ABRUPTLY RESULTING IN SERIOUS INJURY TO THE RIDER.
- DO NOT TOW IN SHALLOW WATER OR NEAR SHORE, DOCKS, PILINGS, SWIMMERS OR OTHER BOATS.
- DO NOT TOW INFLATABLES WITH A WATER SKI ROPE.
- USE A TOW ROPE DESIGNED WITH EXTRA STRENGTH TO PULL INFLATABLE TOWABLES (ROPE MINIMUM LENGTH IS 15 METERS (50 FEET) AND MAXIMUM IS 19 METERS (65 FEET)).
- DO NOT TOW OR RIDE UNDER THE INFLUENCE OF ALCOHOL OR DRUGS.
- READ AND UNDERSTAND THE OWNER'S MANUAL BEFORE USE.

Figure 1 — Warning label (minimum content)

### **7.3 Instructions**

The instructions for class C devices shall at least contain the following:

CATEGORIE: Cx

To reduce the risk of injury or death, follow these guidelines:

- a) Only use your towable with a responsible and experienced watercraft driver.
- b) If the towable is designed for more than one person, then the riders are to take extra care to avoid contact with each other.
- c) Never strap or attach anyone to the towable or towable cover.
- d) Never put your feet or hands through handles or through the strapping of the towing rope attachment system.
- e) Never wedge your feet or hands under the towable cover or between the cover and the hull of the towable.
- f) Remove debris or obstacles that might present a safety hazard during recreational towing.
- g) Towing or using these devices can be physically demanding. Therefore you should know your own limits. Stop when you are tired and act responsibly.
- h) Check the towing rope and connectors for frays, cuts, sharp edges, knots between the fixing fittings, or wear before each use. Discard rope if any such condition exists or if rope appears to be excessively worn. Such conditions may lead to rope breaks and personal injury.
- i) Use only ropes designed for towables.
- j) Signal signs according to 8.2 shall be shown in the instructions for use.
- k) The watercraft driver has overall responsibility for the safe operation and use of the towable

## **8 Signals**

### **8.1 General**

C1 and C2 devices shall be designed in a way allowing the rider to take off at least one hand from the gripping handles in order to allow communications with the observer via hand signals. Whenever such design is not possible, signal devices shall be applied which can be triggered without taking off an hand from the device. The signal device indicates the only meaning that something is wrong and the rider demands to stop the ride. Otherwise the hand signals with a more differentiated meaning as listed below apply.

NOTE Alternatively for the purpose of indicating, an emergency situation the red flag can be used.

### **8.2 Hand signals**

The following illustrated signals (see Figure 2 to Figure 11) are used to communicate between rider and the observer.



Figure 2 — Faster: palm up



Figure 3 — Slower: palm down or thumb down



Figure 4 — Speed OK: thumb and forefinger in cycle symbol

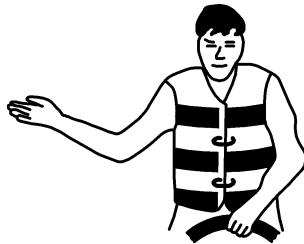


Figure 5 — Right turn: point to towable's right



Figure 6 — Left turn: point to towable's left



Figure 7 — Stop: palm facing towards the boat



Figure 8 — Cut motor: forefinger pointing to the chin



Figure 9 — Rider OK after fall: clasp hands over head



Figure 10 — Pick me up or fallen rider: put up both arms



Figure 11 — Back to drop-off area: circular motion with forefinger pointing downward



### **8.3 Signal devices**

The watercraft shall be equipped with a towing streamer/flag in order to advise other watercrafts that towing is occurring.

## **9 Exclusions**

The following sub classes/products dealt with in this specific part of EN 15649 are exempted from the general requirements included in EN 15649-1 and EN 15649-2 as listed below:

- There are no particular test postures applicable for this product class. Test postures shall be either in accordance with manufacturer's instructions so as to optimise the intended use of the product.

## Annex A (informative)

### Quick release system

Towables or their pertinent towing ropes should be optionally equipped with a quick release system (see Table A.1). The release mechanism should be in reach of the (rider/observer/boat driver).

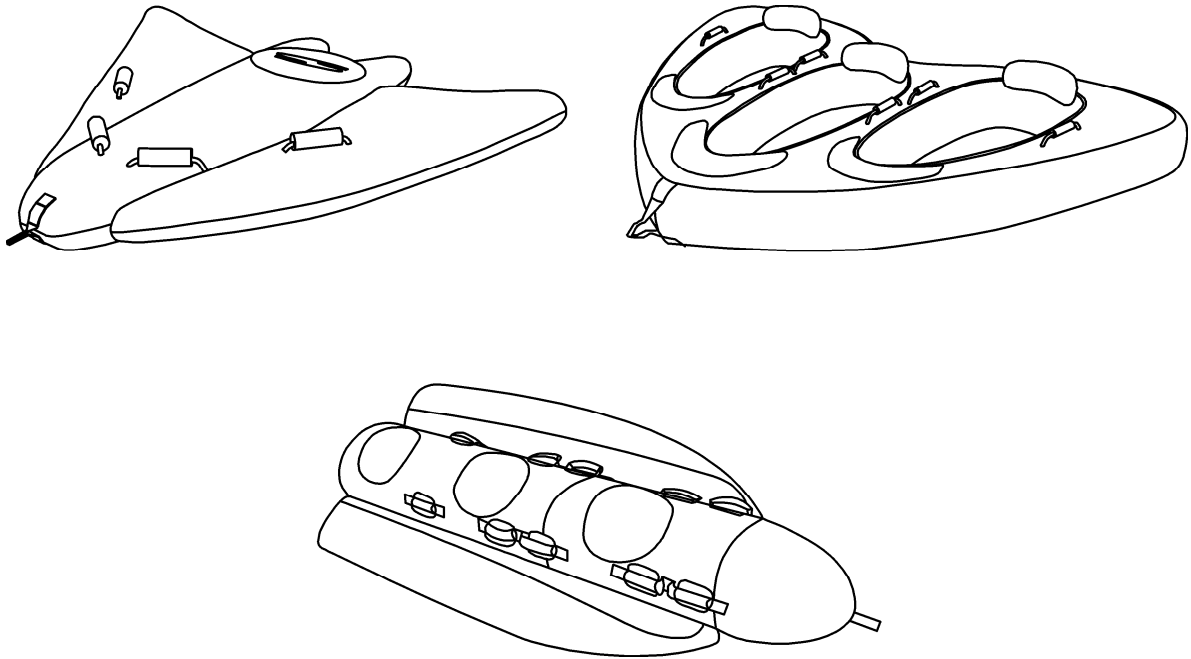
**Table A.1 — Quick release system**

<b>Category</b>	<b>Single rider/ multiple riders</b>	<b>Presence of quick release</b>	<b>Position of quick release</b>	<b>Obligatory/ optional</b>	<b>Remarks</b>
C1	single	yes	on towable (in case of use by children below the age of 14 on towing boat)	obligatory	national rules shall be considered additionally
C2	—	—	—	—	quick release considered to be of no positive use
C3	—	—	—	—	see above

In the instructions for use, the user (rider) should be advised not to trigger the quick release for interrupting a normal safe ride without urgent reasons.

**Annex B**  
(informative)

**Examples of typical products forming Class C**



**Figure B.1 — Examples of typical products forming Class C**

## Bibliography

- [1] EN 71-1, Safety of toys — Part 1: Mechanical and physical properties
- [2] EN 1176-1, Playground equipment and surfacing — Part 1: General safety requirements and test methods
- [3] EN 13138-1, Buoyant aids for swimming instruction — Part 1: Safety requirements and test methods for buoyant aids to be worn
- [4] EN 13138-2, Buoyant aids for swimming instruction — Part 2: Safety requirements and test methods for buoyant aids to be held
- [5] EN 13138-3, Buoyant aids for swimming instruction — Part 3: Safety requirements and test methods for swim seats to be worn
- [6] EN ISO 6185-2, Inflatable boats — Part 2: Boats with a maximum motor power rating of 4,5 kW to 15 kW inclusive (ISO 6185-2:2001)
- [7] EN ISO 6185-3, Inflatable boats — Part 3: Boats with a maximum motor power rating of 15 kW and greater (ISO 6185-3:2001)
- [8] EN ISO 12402-5, Personal flotation devices — Part 5: Buoyancy aids (level 50) — Safety requirements (ISO 12402-5:2006)



---

## BSI - British Standards Institution

BSI is the independent national body responsible for preparing British Standards. It presents the UK view on standards in Europe and at the international level. It is incorporated by Royal Charter.

### Revisions

British Standards are updated by amendment or revision. Users of British Standards should make sure that they possess the latest amendments or editions.

It is the constant aim of BSI to improve the quality of our products and services. We would be grateful if anyone finding an inaccuracy or ambiguity while using this British Standard would inform the Secretary of the technical committee responsible, the identity of which can be found on the inside front cover. Tel: +44 (0)20 8996 9000. Fax: +44 (0)20 8996 7400.

BSI offers members an individual updating service called PLUS which ensures that subscribers automatically receive the latest editions of standards.

### Buying standards

Orders for all BSI, international and foreign standards publications should be addressed to Customer Services. Tel: +44 (0)20 8996 9001. Fax: +44 (0)20 8996 7001 Email: [orders@bsigroup.com](mailto:orders@bsigroup.com) You may also buy directly using a debit/credit card from the BSI Shop on the Website <http://www.bsigroup.com/shop>

In response to orders for international standards, it is BSI policy to supply the BSI implementation of those that have been published as British Standards, unless otherwise requested.

### Information on standards

BSI provides a wide range of information on national, European and international standards through its Library and its Technical Help to Exporters Service. Various BSI electronic information services are also available which give details on all its products and services. Contact Information Centre. Tel: +44 (0)20 8996 7111 Fax: +44 (0)20 8996 7048 Email: [info@bsigroup.com](mailto:info@bsigroup.com)

Subscribing members of BSI are kept up to date with standards developments and receive substantial discounts on the purchase price of standards. For details of these and other benefits contact Membership Administration. Tel: +44 (0)20 8996 7002 Fax: +44 (0)20 8996 7001 Email: [membership@bsigroup.com](mailto:membership@bsigroup.com)

Information regarding online access to British Standards via British Standards Online can be found at <http://www.bsigroup.com/BSOL>

Further information about BSI is available on the BSI website at <http://www.bsigroup.com>.

### Copyright

Copyright subsists in all BSI publications. BSI also holds the copyright, in the UK, of the publications of the international standardization bodies. Except as permitted under the Copyright, Designs and Patents Act 1988 no extract may be reproduced, stored in a retrieval system or transmitted in any form or by any means – electronic, photocopying, recording or otherwise – without prior written permission from BSI.

This does not preclude the free use, in the course of implementing the standard, of necessary details such as symbols, and size, type or grade designations. If these details are to be used for any other purpose than implementation then the prior written permission of BSI must be obtained.

Details and advice can be obtained from the Copyright and Licensing Manager. Tel: +44 (0)20 8996 7070 Email: [copyright@bsigroup.com](mailto:copyright@bsigroup.com)