

# Surfaces for sport areas — Determination of thickness of unbound mineral surfaces for outdoor sports areas

The European Standard EN 14953:2005 has the status of a  
British Standard

ICS 97.220.10

## National foreword

This British Standard is the official English language version of EN 14953:2005.

The UK participation in its preparation was entrusted to Technical Committee PRI/57, Surfaces for sports areas, which has the responsibility to:

- aid enquirers to understand the text;
- present to the responsible international/European committee any enquiries on the interpretation, or proposals for change, and keep UK interests informed;
- monitor related international and European developments and promulgate them in the UK.

A list of organizations represented on this committee can be obtained on request to its secretary.

### Cross-references

The British Standards which implement international or European publications referred to in this document may be found in the *BSI Catalogue* under the section entitled “International Standards Correspondence Index”, or by using the “Search” facility of the *BSI Electronic Catalogue* or of British Standards Online.

This publication does not purport to include all the necessary provisions of a contract. Users are responsible for its correct application.

**Compliance with a British Standard does not of itself confer immunity from legal obligations.**

### Summary of pages

This document comprises a front cover, an inside front cover, the EN title page, pages 2 to 7 and a back cover.

The BSI copyright notice displayed in this document indicates when the document was last issued.

### Amendments issued since publication

Amd. No.	Date	Comments

This British Standard was published under the authority of the Standards Policy and Strategy Committee on 25 November 2005

© BSI 25 November 2005

ICS 97.220.10

English Version

## Surfaces for sport areas - Determination of thickness of unbound mineral surfaces for outdoor sports areas

Sols sportifs - Détermination de l'épaisseur des sols minéraux non liés pour les terrains de sport de plein air

Sportböden - Bestimmung der Dicke von ungebundenen mineralischen Belägen für Sportböden für den Außenbereich

This European Standard was approved by CEN on 12 September 2005.

CEN members are bound to comply with the CEN/CENELEC Internal Regulations which stipulate the conditions for giving this European Standard the status of a national standard without any alteration. Up-to-date lists and bibliographical references concerning such national standards may be obtained on application to the Central Secretariat or to any CEN member.

This European Standard exists in three official versions (English, French, German). A version in any other language made by translation under the responsibility of a CEN member into its own language and notified to the Central Secretariat has the same status as the official versions.

CEN members are the national standards bodies of Austria, Belgium, Cyprus, Czech Republic, Denmark, Estonia, Finland, France, Germany, Greece, Hungary, Iceland, Ireland, Italy, Latvia, Lithuania, Luxembourg, Malta, Netherlands, Norway, Poland, Portugal, Slovakia, Slovenia, Spain, Sweden, Switzerland and United Kingdom.



EUROPEAN COMMITTEE FOR STANDARDIZATION  
COMITÉ EUROPÉEN DE NORMALISATION  
EUROPÄISCHES KOMITEE FÜR NORMUNG

Management Centre: rue de Stassart, 36 B-1050 Brussels

---

<b>Contents</b>		Page
Foreword .....		3
1	Scope .....	4
2	Method 1 – Profile and divider method .....	4
3	Method 2 – Floating disc method.....	6

## Foreword

This European Standard (EN 14953:2005) has been prepared by Technical Committee CEN/TC 217 "Surfaces for sport areas", the secretariat of which is held by BSI.

This European Standard shall be given the status of a national standard, either by publication of an identical text or by endorsement, at the latest by May 2006, and conflicting national standards shall be withdrawn at the latest by May 2006.

According to the CEN/CENELEC Internal Regulations, the national standards organizations of the following countries are bound to implement this European Standard: Austria, Belgium, Cyprus, Czech Republic, Denmark, Estonia, Finland, France, Germany, Greece, Hungary, Iceland, Ireland, Italy, Latvia, Lithuania, Luxembourg, Malta, Netherlands, Norway, Poland, Portugal, Slovakia, Slovenia, Spain, Sweden, Switzerland and United Kingdom.

## 1 Scope

This European Standard describes two methods for determining the thickness of granular materials within a structure.

The two methods can be used to provide an indication of the thickness of surfacing material, one using a steel tape, the other using a floating disc and a steel tape. Method 1 is applicable to layers within a profile. Method 2 measures the thickness of a material at the surface.

## 2 Method 1 – Profile and divider method

### 2.1 Application

This method is suitable for determining the thickness of granular materials on-site or in the laboratory, provided that a profile can be removed without destroying the structure.

### 2.2 Principle

A hole is excavated within the structure to reveal a cross-sectional profile of the layers. This enables the thickness of each layer of material to be measured.

### 2.3 Apparatus

**2.3.1 Spade**, which cuts cleanly.

**2.3.2 Trowel**.

**2.3.3 Two-in flexible divider**.

**2.3.4 Steel tape**, graduated in millimetres.

**2.3.5 1 m straight edge**.

**2.3.6 Corer**, for laboratory analysis.

### 2.4 Test area

Ensure that the test area is sufficiently moist to enable a clean cut to be made into the structure.

If the thickness of a surface material is to be measured, the surface smoothness, i.e. evenness, shall be within the limits of 2 mm under a 1 m straight edge. If surface evenness is not within these limits, the surface shall be tamped and levelled by luting within a tolerance of 2 mm under a 1 m straight edge.

### 2.5 Procedure

Create on-site a vertical profile by digging a hole, no less than 300 mm x 300 mm square, to the depth required to reveal the layer or layers to be measured.

For laboratory analysis remove a core no less than 150 mm in diameter with a corer.

From the profile to be measured remove all loose surplus materials to give a smooth even face to the profile.

Insert the flexible divider above and below the layer in the profile of material to be measured (Figure 1).

Remove the divider, measure and record the distance between its two points in millimetres (Figure 2).

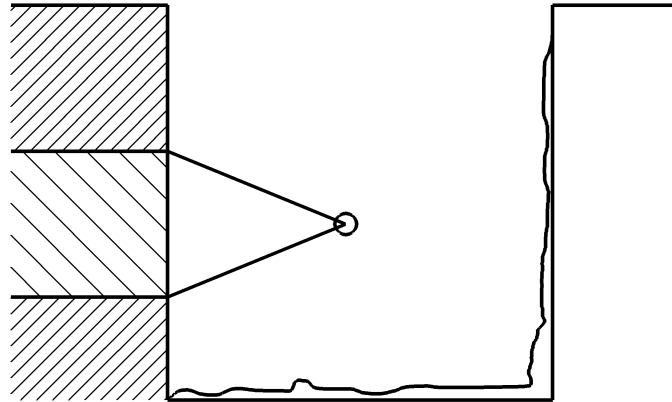


Figure 1 — Divider adjustment in profile

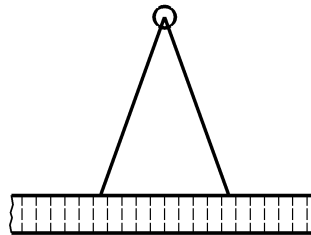


Figure 2 — Measuring the distance between the points of the divider

## 2.6 Calculation and expression of results

Express the results in millimetres. If a profile has strata of varying thickness, measure the profile in three locations across its face, one on each side and one in the centre, and calculate the mean value.

## 2.7 Test report

The test report shall include the following particulars:

- a) reference to this European standard, i.e. EN 14953:2005, Method 1;
- b) type of material under test;
- c) depth of profile excavated;
- d) average thickness of layer;
- e) condition of the ground at the time of the test;
- f) for surfacing materials, smoothness of the material, i.e. its evenness under a 1,0 m straight edge, prior to and after luting and tamping, as appropriate.

### **3 Method 2 – Floating disc method**

#### **3.1 Application**

This method is suitable for the rapid testing of a number of areas for thickness of surfacing materials, where loose particulates are used. For very accurate measurement, i.e. within  $\pm 2$  mm, method 1 should be used.

#### **3.2 Principle**

A smooth straight edge is laid over an excavated hole which is to the depth of the measurable layer. A floating disc is placed in the hole, lowered onto the top of the straight and locked onto the probe. The floating disc is removed and the distance between the bottom of the probe and the underside of the disc is measured and recorded. The thickness of the straight edge is measured and subtracted from the recorded figure.

#### **3.3 Apparatus**

**3.3.1 1 m straight edge.**

**3.3.2 Steel tape**, graduated in millimetres.

**3.3.3 Trowel or spade.**

**3.3.4 Floating disc** (see Figure 3).

#### **3.4 Test area**

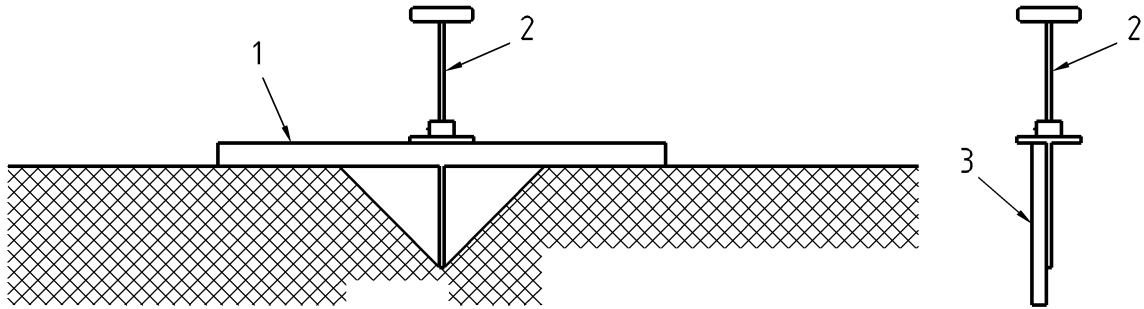
Ensure that the test area is sufficiently moist, to enable the materials to be moved without breaking during the excavation. If the surface is undulated, ensure that the area is levelled (by luting) and tamped to within a limit of 2 mm under a 1 m straight edge.

#### **3.5 Procedure**

Remove the surface material down to the top of the next layer of material. Ensure that the excavation is sloping on two sides. Leave the other two sides free of excavated material for the positioning of the straight edge.

Lay the straight edge over the hole. Hold the probe of the floating disc vertically down the side of the straight edge with the tip resting at the bottom of the excavated hole. Lower the floating disc on top of the straight edge and lock it in position. Remove the probe from the hole. Measure the thickness of the straight edge and subtract this from the depths recorded with the floating disc. Record the result in millimetres.





### Key

- 1 Straight edge
- 2 Floating disc
- 3 Metal tape

**Figure 3 — Floating disc**

### 3.6 Calculation and expression of result

Express the results in millimetres. Take three measurements over an area of 1,0 m x 1,0 m and calculate the mean value.

### 3.7 Test report

The test report shall include the following:

- a) reference to this European Standard, i.e. EN 14953:2005, Method 2;
- b) type of material under test;
- c) size of the hole expressed in millimetres;
- d) condition of the test area, i.e. moist, saturated, etc.;
- e) method of recording the depth with a metal tape or a floating disc and metal tape;
- f) smoothness of the surfaces at the time of the test, i.e. its evenness under a 1 m straight edge, prior to and after luting and tamping, as appropriate;
- g) all measurements taken in each location and the mean result of each location.

---

---

## BSI — British Standards Institution

BSI is the independent national body responsible for preparing British Standards. It presents the UK view on standards in Europe and at the international level. It is incorporated by Royal Charter.

### Revisions

British Standards are updated by amendment or revision. Users of British Standards should make sure that they possess the latest amendments or editions.

It is the constant aim of BSI to improve the quality of our products and services. We would be grateful if anyone finding an inaccuracy or ambiguity while using this British Standard would inform the Secretary of the technical committee responsible, the identity of which can be found on the inside front cover.  
Tel: +44 (0)20 8996 9000. Fax: +44 (0)20 8996 7400.

BSI offers members an individual updating service called PLUS which ensures that subscribers automatically receive the latest editions of standards.

### Buying standards

Orders for all BSI, international and foreign standards publications should be addressed to Customer Services. Tel: +44 (0)20 8996 9001.  
Fax: +44 (0)20 8996 7001. Email: [orders@bsi-global.com](mailto:orders@bsi-global.com). Standards are also available from the BSI website at <http://www.bsi-global.com>.

In response to orders for international standards, it is BSI policy to supply the BSI implementation of those that have been published as British Standards, unless otherwise requested.

### Information on standards

BSI provides a wide range of information on national, European and international standards through its Library and its Technical Help to Exporters Service. Various BSI electronic information services are also available which give details on all its products and services. Contact the Information Centre.  
Tel: +44 (0)20 8996 7111. Fax: +44 (0)20 8996 7048. Email: [info@bsi-global.com](mailto:info@bsi-global.com).

Subscribing members of BSI are kept up to date with standards developments and receive substantial discounts on the purchase price of standards. For details of these and other benefits contact Membership Administration.  
Tel: +44 (0)20 8996 7002. Fax: +44 (0)20 8996 7001.  
Email: [membership@bsi-global.com](mailto:membership@bsi-global.com).

Information regarding online access to British Standards via British Standards Online can be found at <http://www.bsi-global.com/bsonline>.

Further information about BSI is available on the BSI website at <http://www.bsi-global.com>.

### Copyright

Copyright subsists in all BSI publications. BSI also holds the copyright, in the UK, of the publications of the international standardization bodies. Except as permitted under the Copyright, Designs and Patents Act 1988 no extract may be reproduced, stored in a retrieval system or transmitted in any form or by any means – electronic, photocopying, recording or otherwise – without prior written permission from BSI.

This does not preclude the free use, in the course of implementing the standard, of necessary details such as symbols, and size, type or grade designations. If these details are to be used for any other purpose than implementation then the prior written permission of BSI must be obtained.

Details and advice can be obtained from the Copyright & Licensing Manager.  
Tel: +44 (0)20 8996 7070. Fax: +44 (0)20 8996 7553.  
Email: [copyright@bsi-global.com](mailto:copyright@bsi-global.com).