

BS EN 13900-6:2012



BSI Standards Publication

# Pigments and extenders — Methods of dispersion and assessment of dispersability in plastics

Part 6: Determination by film test

**bsi.**

...making excellence a habit.™

### **National foreword**

This British Standard is the UK implementation of EN 13900-6:2012.

The UK participation in its preparation was entrusted to Technical Committee STI/1, Pigments.

A list of organizations represented on this committee can be obtained on request to its secretary.

This publication does not purport to include all the necessary provisions of a contract. Users are responsible for its correct application.

© The British Standards Institution 2012

Published by BSI Standards Limited 2012

ISBN 978 0 580 72655 2

ICS 83.040.30

**Compliance with a British Standard cannot confer immunity from legal obligations.**

This British Standard was published under the authority of the Standards Policy and Strategy Committee on 30 November 2012.

### **Amendments issued since publication**

<b>Amd. No.</b>	<b>Date</b>	<b>Text affected</b>
-----------------	-------------	----------------------

---

EUROPEAN STANDARD

**EN 13900-6**

NORME EUROPÉENNE

EUROPÄISCHE NORM

October 2012

ICS 83.040.30

English Version

## Pigments and extenders - Methods of dispersion and assessment of dispersability in plastics - Part 6: Determination by film test

Pigments et matières de charge - Méthodes de dispersion et évaluation de l'aptitude à la dispersion dans les plastiques - Partie 6: Détermination par essai de film

Pigmente und Füllstoffe - Dispergiervverfahren und Beurteilung der Dispergierbarkeit in Kunststoffen - Teil 6: Bestimmung mit dem Folientest

This European Standard was approved by CEN on 8 September 2012.

CEN members are bound to comply with the CEN/CENELEC Internal Regulations which stipulate the conditions for giving this European Standard the status of a national standard without any alteration. Up-to-date lists and bibliographical references concerning such national standards may be obtained on application to the CEN-CENELEC Management Centre or to any CEN member.

This European Standard exists in three official versions (English, French, German). A version in any other language made by translation under the responsibility of a CEN member into its own language and notified to the CEN-CENELEC Management Centre has the same status as the official versions.

CEN members are the national standards bodies of Austria, Belgium, Bulgaria, Croatia, Cyprus, Czech Republic, Denmark, Estonia, Finland, Former Yugoslav Republic of Macedonia, France, Germany, Greece, Hungary, Iceland, Ireland, Italy, Latvia, Lithuania, Luxembourg, Malta, Netherlands, Norway, Poland, Portugal, Romania, Slovakia, Slovenia, Spain, Sweden, Switzerland, Turkey and United Kingdom.



EUROPEAN COMMITTEE FOR STANDARDIZATION  
COMITÉ EUROPÉEN DE NORMALISATION  
EUROPÄISCHES KOMITEE FÜR NORMUNG

**Management Centre: Avenue Marnix 17, B-1000 Brussels**

## Contents

Page

Foreword.....	3
1 Scope .....	4
2 Terms and definitions .....	4
3 Principle .....	6
4 Materials .....	7
5 Apparatus .....	8
6 Preparation of test mixtures .....	8
6.1 General.....	8
6.2 Test mixture.....	8
7 Procedure .....	9
7.1 Calibration .....	9
7.2 Size ranges and resolution .....	9
7.3 Pre-conditioning .....	10
7.4 Test procedure.....	11
7.4.1 Production of the test polymer film .....	11
7.4.2 Production of the test mixture film .....	11
8 Evaluation.....	12
9 Test report .....	12
10 Precision.....	12
Bibliography.....	13

## Foreword

This document (EN 13900-6:2012) has been prepared by Technical Committee CEN/TC 298 "Pigments and extenders", the secretariat of which is held by DIN.

This European Standard shall be given the status of a national standard, either by publication of an identical text or by endorsement, at the latest by April 2013, and conflicting national standards shall be withdrawn at the latest by April 2013.

Attention is drawn to the possibility that some of the elements of this document may be the subject of patent rights. CEN [and/or CENELEC] shall not be held responsible for identifying any or all such patent rights.

EN 13900, *Pigments and extenders — Methods of dispersion and assessment of dispersibility in plastics*, contains the following parts:

- *Part 1: General introduction;*
- *Part 2: Determination of colouristic properties and ease of dispersion in plasticized polyvinyl chloride by two-roll milling;*
- *Part 3: Determination of colouristic properties and ease of dispersion of black and colour pigments in polyethylene by two-roll milling;*
- *Part 4: Determination of colouristic properties and ease of dispersion of white pigments in polyethylene by two-roll milling;*
- *Part 5: Determination by filter pressure value test;*
- *Part 6: Determination by film test (the present document).*

According to the CEN/CENELEC Internal Regulations, the national standards organisations of the following countries are bound to implement this European Standard: Austria, Belgium, Bulgaria, Croatia, Cyprus, Czech Republic, Denmark, Estonia, Finland, Former Yugoslav Republic of Macedonia, France, Germany, Greece, Hungary, Iceland, Ireland, Italy, Latvia, Lithuania, Luxembourg, Malta, Netherlands, Norway, Poland, Portugal, Romania, Slovakia, Slovenia, Spain, Sweden, Switzerland, Turkey and the United Kingdom.

## 1 Scope

This European Standard specifies a method assessing the degree of dispersion of colorants<sup>1)</sup> and/or extenders in a thermoplastic polymer.

The method is suitable for testing colorants and/or extenders in the form of concentrates or compounds in all polymers used for extrusion processes.

NOTE Defects like gels, black specks, holes in the test film etc. are not in the scope of this standard.

The film test result determined according to this method is valid only for the equipment, conditions and test polymer being used. The use of test conditions differing from those specified might give different results. The preparation methods of concentrates or compounds are not specified in this standard. The results obtained for individual colorants and/or extenders are therefore comparable only when the same conditions of preparation for concentrates or compounds and a comparable detection system are used.

## 2 Terms and definitions

For the purposes of this document, the following terms and definitions apply.

**2.1**  
**speck**  
defect caused by agglomerates, aggregates and primary particles of the colorant and/or extender, impurities of basic test polymer

**2.2**  
**primary particle of the colorant**  
smallest single unit detectable by physical methods

Note 1 to entry: Suitable physical methods are, for example, optical and electron microscopy.

**2.3**  
**aggregate**  
particle comprising strongly bonded or fused particles where the resulting external surface area may be significantly smaller than the sum of calculated surface areas of the individual components

Note 1 to entry: The forces holding an aggregate together are strong forces, for example, covalent bonds, or those resulting from sintering or complex physical entanglement.

Note 2 to entry: Aggregates are also termed secondary particles and the original source particles are termed primary particles.

[SOURCE: ISO/TS 27687:2008, 3.3]

**2.4**  
**agglomerate**  
collection of weakly bound particles or aggregates or mixtures of the two where the resulting external surface area is similar to the sum of the surface areas of the individual components

Note 1 to entry: The forces holding an agglomerate together are weak forces, for example van der Waals forces, or simple physical entanglement.

---

1) For the definition of colorant see, ISO 4618:2006, 2.58 colouring material.

Note 2 to entry: Agglomerates are also termed secondary particles and the original source particles are termed primary particles.

[SOURCE: ISO/TS 27687:2008, 3.2]

## 2.5

### **total speck size range**

specified upper and lower limits of particle sizes

## 2.6

### **speck size class**

one or more categories defined by a minimum and maximum value of speck sizes within the total speck size range

## 2.7

### **inspected film area**

film area from the beginning to the end of the measurement

Note 1 to entry: The unit is square metres.

## 2.8

### **speck area ratio**

total speck area divided by inspected film area

Note 1 to entry: The unit is mm<sup>2</sup>/m<sup>2</sup>.

## 2.9

### **transmission illumination**

illumination whereby light source and optical sensor are arranged on opposite sides of the film

## 2.10

### **pixel**

smallest image-forming element to which a grey level is assigned

[SOURCE: ISO 21227-1:2003, 3.4.5]

## 2.11

### **grey level**

shade of grey assigned to a pixel

Note 1 to entry: The shades are usually positive integer values taken from the grey scale.

[SOURCE: ISO 21227-1:2003, 3.4.7]

## 2.12

### **grey scale**

series of grey levels between white and black

EXAMPLE The 8-bit grey scale has 2<sup>8</sup> (=256) grey levels. Grey level 0 corresponds to black, grey level 255 (the 256<sup>th</sup> level) to white.

[SOURCE: ISO 21227-1:2003, 3.4.8]

## 2.13

### **resolution**

number of pixels per unit length on the surface of an object

Note 1 to entry: If the resolution in the X- and Y-direction is different, both values have to be reported.

[SOURCE: ISO 21227-1:2003, 3.4.6]

**2.14**

**brightness**

average grey level of a specified part of the image

[SOURCE: ISO 21227-1:2003, 3.5.3]

**2.15**

**contrast**

difference between the grey levels of two specified parts of the image

[SOURCE: ISO 21227-1:2003, 3.5.4]

**2.16**

**calibration film**

film with specified amount of defects which has already been assessed

Note 1 to entry: It is used to check the reproducibility and repeatability of the parameter settings.

### **3 Principle**

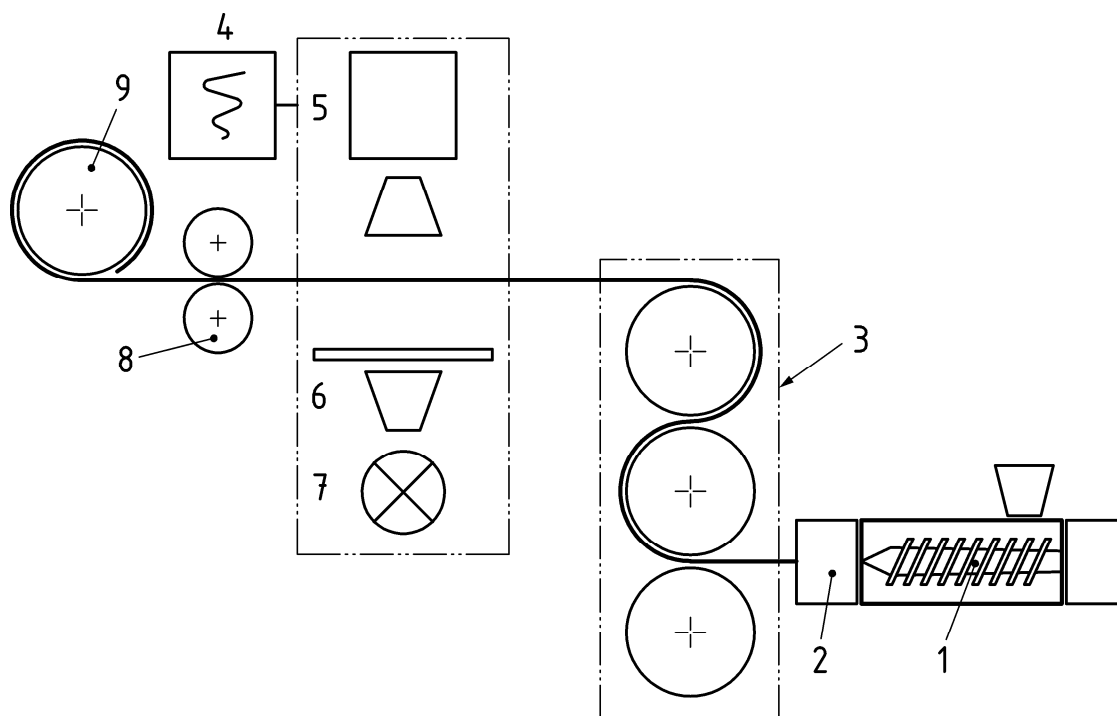
The test mixture, consisting of a colour concentrate and a basic test polymer or the compound, is passed through an extruder fitted with a blown film unit or a cast film unit followed by appropriate downstream equipment.

After extrusion, the transmission illumination enables the detection of specks within the film by means of a camera inspection system.

The resulting variations in contrast or brightness, caused by the presence of particles (primary particles, aggregates, agglomerates), are assessed using appropriate software.

Figure 1 illustrates the principle construction of the apparatus.





#### Key

- 1 extruder
- 2 die
- 3 take off unit<sup>2)</sup>
- 4 data processing
- 5 camera system
- 6 diffuser, optional
- 7 light source
- 8 speed determination<sup>3)</sup>
- 9 winder

Figure 1 — Scheme for cast film extrusion

## 4 Materials

### 4.1 Concentrate

Homogeneous preparation of colorants and/or extenders in an appropriate thermoplastic polymer.

### 4.2 Basic test polymer

Thermoplastic polymer of a type and grade to be agreed between the interested parties, preferably of a film grade.

NOTE The development work on this standard was carried out in low density polyethylene (LDPE).

2) Take off units with two rollers are also possible.

3) Different kinds of speed controller systems are possible.

### 4.3 Test mixture

A homogeneous mixture of a concentrate (4.1) and the basic test polymer (4.2) or a compound as specified in Clause 6.

## 5 Apparatus

### 5.1 Extruder

An extruder without dispersing elements should be used. No filter should be used in the extrusion line.

For laboratory testing a single screw extruder with a diameter between 19 mm and 30 mm and with a length of 20 L/D (length/diameter) to 30 L/D (length/diameter) is recommended.

### 5.2 Blown Film Unit or Cast Film Unit

### 5.3 Camera Detection System

### 5.4 Diffuser, if necessary.

NOTE The usage of a diffuser can increase the reproducibility of results when examining highly transparent films.

## 6 Preparation of test mixtures

### 6.1 General

The concentrate (4.1) and the basic test polymer (4.2) are mixed together, for example in a glass or plastic container, to provide the test mixture (4.3). Alternatively, a compound can be used.

The viscosities of concentrate and test polymer should be compatible in order to get a homogeneous distribution.

The test polymer and the processing should not influence the detection of specks.

### 6.2 Test mixture

The test mixture depends on the type of colorant and/or extender and polymer. It should therefore be agreed between the interested parties prior to testing.

If the produced film made from the test mixture is not homogeneous, a compound shall be produced prior to film extrusion.

EXAMPLE 1 Organic colorant or carbon black: A total amount of 1000 g (100 %) test mixture contains 975 g polymer, 25 g colour concentrate with 40 % colorant content (contains 10 g organic colorant or carbon black = 1 % in the test mixture).

EXAMPLE 2 Inorganic colorant: A total amount of 1000 g (100 %) contains 950 g polymer, 50 g colour concentrate with 40 % colorant content (contains 20 g inorganic colorant = 2 % in the test mixture).

## 7 Procedure

### 7.1 Calibration

The equipment shall be calibrated in order to guarantee the correct measurement of size and numbers of black dots on the calibration film.

The whole system should be verified with a calibration film with printed or plotted black dots under operating conditions. Three different sizes of certified printed or plotted black dots should be used for calibration of the system within the range of interest, e.g. values near the expected maximum, average and minimum particle sizes to be measured with the system. Additionally, the calibration film shall include a printed black dot with a defined diameter of 25 % to 50 % of the inspection width. The uniformity of the field of inspection shall be checked.

### 7.2 Size ranges and resolution

The theoretical limit for resolution of objects by size using image analysis is 1 pixel. Defects should be assessed speck by speck with the minimum number of 4 pixel.

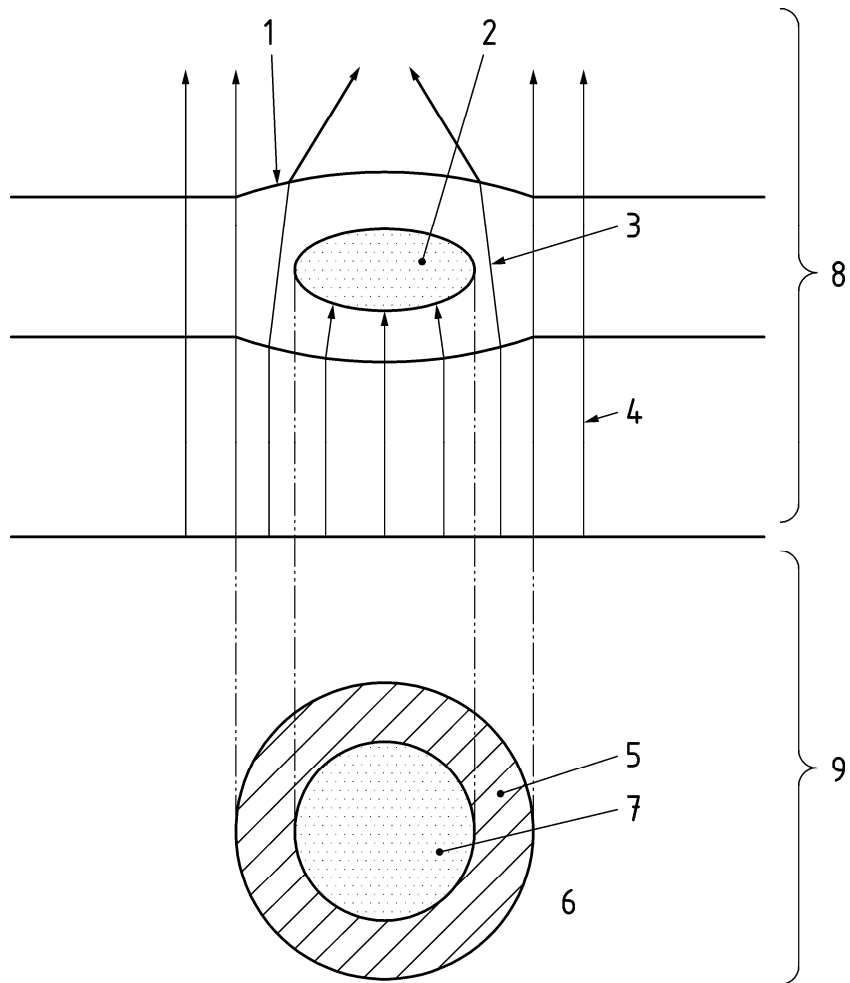
**EXAMPLE** By the use of an optical resolution of 19  $\mu\text{m}/\text{pixel}$ , the theoretically minimum of equivalent circular diameter is 42  $\mu\text{m}$  based on an evaluation of minimum 4 pixel.

It is necessary to specify speck size classes. This should be done by the interested parties.

**NOTE 1** The maximum of the highest class is unlimited.

For quantitative analysis, pixels should be converted to length and area units prior to any reporting.

**NOTE 2** The determination of the real size of specks is not feasible in any case as their embedding in the film leads to optical imperfections. The speck may cause a film deformation that will induce an image distortion caused by lenticular light refraction (see Figure 2).



**Key**

- 1 deformation of the film surface by embedded speck
- 2 speck
- 3 refraction of light by the film surface
- 4 lights beam of a parallel light source
- 5 area with light refraction in the border speck area
- 6 area with brightness level
- 7 speck shadowing
- 8 cross section of a film
- 9 topographic view of a film

**Figure 2 — Image distortion caused by lenticular light refraction of a speck**

**7.3 Pre-conditioning**

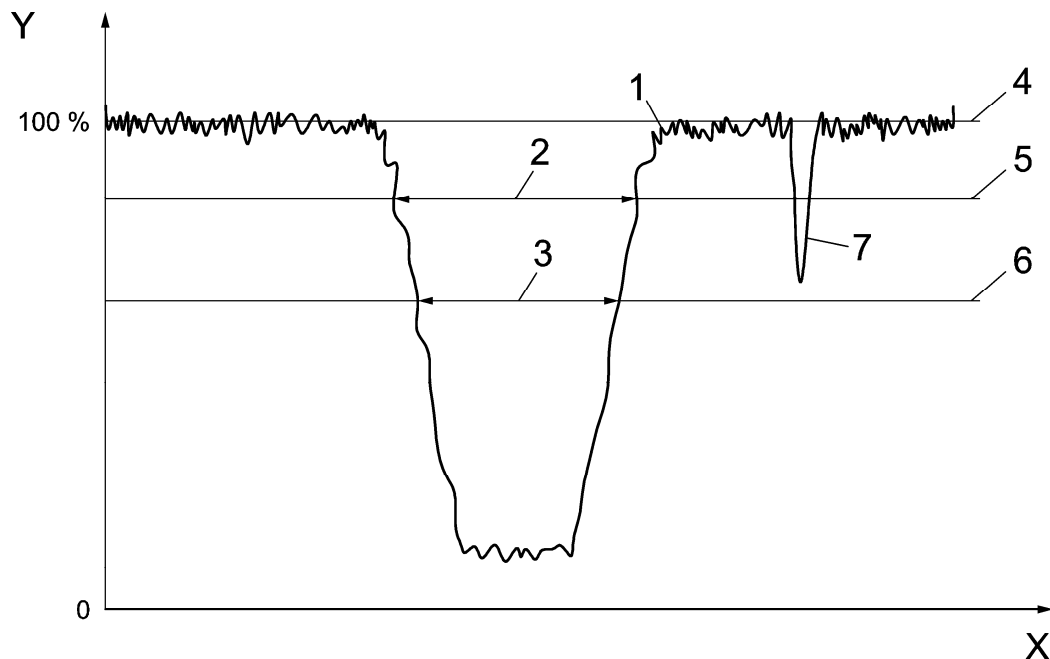
The extruder (5.1), the blown film or the cast film unit (5.2) should be pre-heated to the processing temperature for the basic test polymer.

The equipment should be cleaned or adequately purged with the basic test polymer (4.2) before each test is started.

The sensitivity of the detection system shall be adjusted. The average signal should be between 60 % and 85 % of the grey scale to avoid over-modulation of the light sensor.

The speck detection level shall be adapted to ensure an appropriate distinction between noise and speck signal.

NOTE The difference between brightness and speck detection level is influencing the probability that a defect is detected or not. If the difference between the brightness and speck detection level is too large, only a limited amount of specks will be detected (see Figure 3).



#### Key

- X pixel no.
- Y grey level in %
- 1 signal
- 2 speck width A
- 3 speck width B
- 4 brightness
- 5 speck detection level A
- 6 speck detection level B
- 7 speck not detected with level B

Figure 3 — Influence of the adjustment of the speck detection level

## 7.4 Test procedure

### 7.4.1 Production of the test polymer film

The extruder line shall run with basic test polymer until the camera system detects a quality of the film equivalent to the typical level of the basic test polymer.

For a folded blown film, it is recommended to cut the tube and to examine only one layer to avoid overlapping of specks.

### 7.4.2 Production of the test mixture film

When the hopper is empty and the extruder screw is just visible, add the test mixture (4.3).

When the colour of the film is uniform, the camera detection system shall be activated.

The test is finished as soon as a pre-defined area (min 0,5 m<sup>2</sup>) has been inspected. Use the recorded data to evaluate the film defects.

After the test, purge the extruder thoroughly with basic test polymer for the next test.

## 8 Evaluation

The evaluation shall contain at least the following:

- total speck area of all speck size classes related to the inspected film area;
- total speck area per speck size class related to the inspected film area;
- total number of specks per m<sup>2</sup>:
  - total number of all specks size ranges related to 1 m<sup>2</sup>;
  - total number of specks within each speck size class related to 1 m<sup>2</sup>;
  - statistical evaluation.
- total number of specks per cm<sup>3</sup>;
- number of specks of the particle size range/class per m<sup>2</sup> related to the film thickness;
- number of specks of the particle size range/class per cm<sup>3</sup>.

NOTE It is useful to visualize the detected specks in the film.

## 9 Test report

The test report shall contain at least the following information:

- a) a reference to this European Standard (EN 13900-6);
- b) all necessary details to identify the colorant tested;
- c) all necessary details to identify the test polymer;
- d) description of the mixture (Clause 6);
- e) all necessary details about the test procedure and the execution of the test (temperature, test equipment, threshold level of the camera pre-selection, haul-off speed, film thickness);
- f) the result of the test, as indicated in Clause 8;
- g) the date of the test.

## 10 Precision

This standard defines the principles of the method and the procedures to be used, but allows variation as regards the dimensions of the machinery, the camera system and the test mixtures used. Precision data cannot therefore be established for the method itself, precision should be determined by repeatability and reproducibility studies according to the equipment and test mixture used in the testing laboratory, and according to the colorant under test.

## Bibliography

- [1] EN 13900-1, *Pigments and extenders – Methods of dispersion and assessment of dispersibility in plastics – Part 1: General introduction*
- [2] ISO 4618, *Paints and varnishes - Terms and definitions*







# British Standards Institution (BSI)

BSI is the national body responsible for preparing British Standards and other standards-related publications, information and services.

BSI is incorporated by Royal Charter. British Standards and other standardization products are published by BSI Standards Limited.

## About us

We bring together business, industry, government, consumers, innovators and others to shape their combined experience and expertise into standards-based solutions.

The knowledge embodied in our standards has been carefully assembled in a dependable format and refined through our open consultation process. Organizations of all sizes and across all sectors choose standards to help them achieve their goals.

## Information on standards

We can provide you with the knowledge that your organization needs to succeed. Find out more about British Standards by visiting our website at [bsigroup.com/standards](http://bsigroup.com/standards) or contacting our Customer Services team or Knowledge Centre.

## Buying standards

You can buy and download PDF versions of BSI publications, including British and adopted European and international standards, through our website at [bsigroup.com/shop](http://bsigroup.com/shop), where hard copies can also be purchased.

If you need international and foreign standards from other Standards Development Organizations, hard copies can be ordered from our Customer Services team.

## Subscriptions

Our range of subscription services are designed to make using standards easier for you. For further information on our subscription products go to [bsigroup.com/subscriptions](http://bsigroup.com/subscriptions).

With **British Standards Online (BSOL)** you'll have instant access to over 55,000 British and adopted European and international standards from your desktop. It's available 24/7 and is refreshed daily so you'll always be up to date.

You can keep in touch with standards developments and receive substantial discounts on the purchase price of standards, both in single copy and subscription format, by becoming a **BSI Subscribing Member**.

**PLUS** is an updating service exclusive to BSI Subscribing Members. You will automatically receive the latest hard copy of your standards when they're revised or replaced.

To find out more about becoming a BSI Subscribing Member and the benefits of membership, please visit [bsigroup.com/shop](http://bsigroup.com/shop).

With a **Multi-User Network Licence (MUNL)** you are able to host standards publications on your intranet. Licences can cover as few or as many users as you wish. With updates supplied as soon as they're available, you can be sure your documentation is current. For further information, email [bsmusales@bsigroup.com](mailto:bsmusales@bsigroup.com).

## BSI Group Headquarters

389 Chiswick High Road London W4 4AL UK

## Revisions

Our British Standards and other publications are updated by amendment or revision.

We continually improve the quality of our products and services to benefit your business. If you find an inaccuracy or ambiguity within a British Standard or other BSI publication please inform the Knowledge Centre.

## Copyright

All the data, software and documentation set out in all British Standards and other BSI publications are the property of and copyrighted by BSI, or some person or entity that owns copyright in the information used (such as the international standardization bodies) and has formally licensed such information to BSI for commercial publication and use. Except as permitted under the Copyright, Designs and Patents Act 1988 no extract may be reproduced, stored in a retrieval system or transmitted in any form or by any means – electronic, photocopying, recording or otherwise – without prior written permission from BSI. Details and advice can be obtained from the Copyright & Licensing Department.

## Useful Contacts:

### Customer Services

**Tel:** +44 845 086 9001

**Email (orders):** [orders@bsigroup.com](mailto:orders@bsigroup.com)

**Email (enquiries):** [cservices@bsigroup.com](mailto:cservices@bsigroup.com)

### Subscriptions

**Tel:** +44 845 086 9001

**Email:** [subscriptions@bsigroup.com](mailto:subscriptions@bsigroup.com)

### Knowledge Centre

**Tel:** +44 20 8996 7004

**Email:** [knowledgecentre@bsigroup.com](mailto:knowledgecentre@bsigroup.com)

### Copyright & Licensing

**Tel:** +44 20 8996 7070

**Email:** [copyright@bsigroup.com](mailto:copyright@bsigroup.com)



...making excellence a habit.™