

# Hot rolled steel channels — Tolerances on shape, dimension and mass

The European Standard EN 10279:2000 has the status of a  
British Standard

ICS 77.140.70

## National foreword

This British Standard is the official English language version of EN 10279:2000.

The UK participation in its preparation was entrusted to Technical Committee ISE/13, Structural steel sections, which has the responsibility to:

- aid enquirers to understand the text;
- present to the responsible European committee any enquiries on the interpretation, or proposals for change, and keep the UK interests informed;
- monitor related international and European developments and promulgate them in the UK.

A list of organizations represented on this committee can be obtained on request to its secretary.

### Cross-references

The British Standards which implement international or European publications referred to in this document may be found in the BSI Standards Catalogue under the section entitled “International Standards Correspondence Index”, or by using the “Find” facility of the BSI Standards Electronic Catalogue.

A British Standard does not purport to include all the necessary provisions of a contract. Users of British Standards are responsible for their correct application.

**Compliance with a British Standard does not of itself confer immunity from legal obligations.**

### Summary of pages

This document comprises a front cover, an inside front cover, the EN title page, pages 2 to 7 and a back cover.

The BSI copyright notice displayed in this document indicates when the document was last issued.

This British Standard, having been prepared under the direction of the Engineering Sector Committee, was published under the authority of the Standards Committee and comes into effect on 15 April 2000

© BSI 10-2000

### Amendments issued since publication

Amd. No.	Date	Comments
12002 Corrigendum No. 1	October 2000	Amends shoulder headings, and corrects year of EN

ICS 77.140.70

English version

## Hot rolled steel channels – Tolerances on shape, dimensions and mass

Profils en U en acier laminés à chaud – Tolérances sur la forme, les dimensions et la masse

Warmgewalzter U-Profilstahl – Grenzabmaße, Formtoleranzen und Grenzabweichungen der Masse

This European Standard was approved by CEN on 22 November 1999.

CEN members are bound to comply with the CEN/CENELEC Internal Regulations which stipulate the conditions for giving this European Standard the status of a national standard without any alteration. Up-to-date lists and bibliographical references concerning such national standards may be obtained on application to the Central Secretariat or to any CEN member.

This European Standard exists in three official versions (English, French, German). A version in any other language made by translation under the responsibility of a CEN member into its own language and notified to the Central Secretariat has the same status as the official versions.

CEN members are the national standards bodies of Austria, Belgium, Czech Republic, Denmark, Finland, France, Germany, Greece, Iceland, Ireland, Italy, Luxembourg, Netherlands, Norway, Portugal, Spain, Sweden, Switzerland and United Kingdom.



EUROPEAN COMMITTEE FOR STANDARDIZATION  
COMITÉ EUROPÉEN DE NORMALISATION  
EUROPÄISCHES KOMITEE FÜR NORMUNG

Central Secretariat: rue de Stassart, 36 B-1050 Brussels

---

**Contents**

	<b>Page</b>
<b>1 Scope</b> .....	<b>4</b>
<b>2 Normative references</b> .....	<b>4</b>
<b>3 Definitions</b> .....	<b>4</b>
<b>4 Tolerances on dimensions and shape</b> .....	<b>4</b>
<b>5 Mass</b> .....	<b>5</b>
<b>6 Length (<i>l</i>)</b> .....	<b>5</b>
<b>Table 1 — Tolerances for taper flange channels</b> .....	<b>6</b>
<b>Table 2 — Tolerances for parallel flange channels</b> .....	<b>7</b>

## Foreword

This European Standard has been prepared by Technical Committee ECISS/TC 11, Structural steel sections and hot rolled steel bars for engineering use - Dimensions and tolerances, the Secretariat of which is held by BSI.

This European Standard shall be given the status of a national standard, either by publication of an identical text or by endorsement, at the latest by July 2000, and conflicting national standards shall be withdrawn at the latest by July 2000.

This European Standard has been prepared under a mandate given to CEN by the European Commission and the European Free Trade Association, and supports essential requirements of EU Directive(s).

The discussions within ECISS/TC11 were based on DIN 1026 and BS 4: Part 1.

According to the CEN/CENELEC Internal Regulations, the national standards organizations of the following countries are bound to implement this European Standard: Austria, Belgium, Czech Republic, Denmark, Finland, France, Germany, Greece, Iceland, Ireland, Italy, Luxembourg, Netherlands, Norway, Portugal, Spain, Sweden, Switzerland and the United Kingdom.

## 1 Scope

This European Standard specifies requirements for the tolerances on dimensions, shape and mass of hot-rolled steel channels with tapered flanges or parallel flanges. These requirements do not apply to channels produced from stainless steel.

## 2 Normative references

This European Standard incorporates by dated or undated reference provisions from other publications. These normative references are cited at the appropriate places in the text and the publications are listed hereafter. For dated references, subsequent amendments to or revisions of any of these publications apply to this European Standard only when incorporated in it by amendment or revision. For undated references the latest edition of the publication referred to applies.

EN 10079, *Definition of steel products*

## 3 Definitions

For the purpose of this standard the definitions given in EN 10079 apply.

## 4 Tolerances on dimensions and shape

### 4.1 Section height ( $h$ )

The deviation from nominal on section height ( $h$ ) shall be within the tolerance given in Table 1 for tapered flange channels and in Table 2 for parallel flange channels. Height is measured over the web.

### 4.2 Flange width ( $b$ )

The deviation from nominal on flange width ( $b$ ) shall be within the tolerance given in Table 1 for tapered flange channels and in Table 2 for parallel flange channels.

### 4.3 Web thickness ( $s$ )

The deviation from nominal on web thickness ( $s$ ) when measured at the mid-height position of the web, shall be within the tolerance given in Table 1 for tapered flange channels and in Table 2 for parallel flange channels.

### 4.4 Flange thickness ( $t$ )

The deviation from nominal on flange thickness ( $t$ ), when measured at a distance of  $b/2$  from the toe of the flange, shall be within the tolerance given in Table 1 for tapered flange channels and in Table 2 for parallel flange channels.

### 4.5 Heel radius ( $r_3$ )

The radius of the heel radius ( $r_3$ ) shall not exceed  $0,3t$  where  $t$  is the flange thickness.

### 4.6 Out of squareness ( $k + k_1$ ) and web bow ( $f$ )

4.6.1 The out of squareness of the section ( $k + k_1$ ) shall not exceed the maximum given in Table 1 for tapered flange channels and in Table 2 for parallel flange channels.

4.6.2 The web flatness ( $f$ ) shall not exceed the values given in Table 1 for tapered flange channels and in Table 2 for parallel flange channels.

#### 4.7 Straightness ( $q_{xx}$ or $q_{yy}$ )

The straightness ( $q_{xx}$  or  $q_{yy}$ ) shall conform to the requirements given in Table 1 for tapered flange channels and in Table 2 for parallel flange channels.

#### 5 Mass

The deviation between the effective value and the nominal value of the mass per unit length shall comply, for any piece, with the requirements given in Table 1 for tapered flange channels and in Table 2 for parallel flange channels.

The nominal value of mass per unit length shall be determined using a density of 7,85 kg/dm<sup>3</sup>.

#### 6 Length ( $l$ )

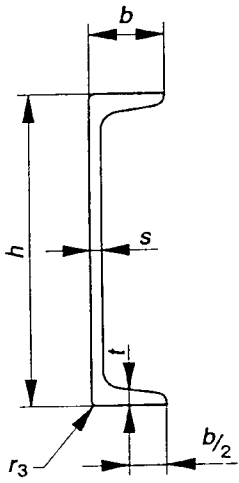
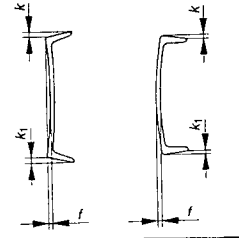
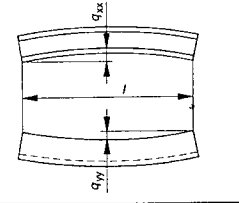
The sections shall be cut to ordered lengths to tolerances of either

b)  $+100_0$  mm

or, by agreement between the purchaser and manufacturer,

a)  $\pm 50$  mm

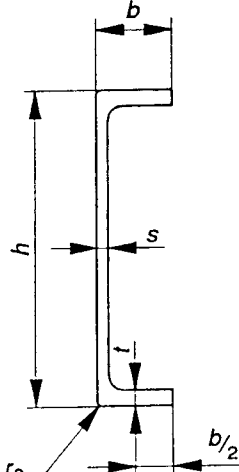
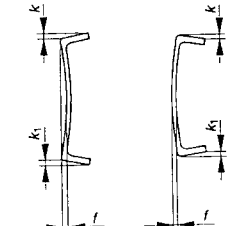
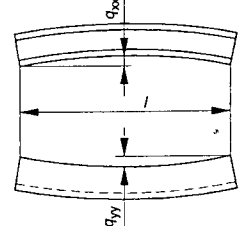
Table 1 — Tolerances for taper flange channels

DESIGNATION	PROPERTY	RANGE mm	TOLERANCE mm
	HEIGHT $h$	$h \leq 65$ $65 < h \leq 200$ $200 < h \leq 400$ $400 < h$	$\pm 1,5$ $\pm 2,0$ $\pm 3,0$ $\pm 4,0$
	FLANGE WIDTH $b$	$b \leq 50$ $50 < b \leq 100$ $100 < b \leq 125$ $125 < b$	$\pm 1,5$ $\pm 2,0$ $\pm 2,5$ $\pm 3,0$
	WEB THICKNESS $s$	$s \leq 10$ $10 < s \leq 15$ $15 < s$	$\pm 0,5$ $\pm 0,7$ $\pm 1,0$
	FLANGE THICKNESS $t$	$t \leq 10$ $10 < t \leq 15$ $15 < t$	a - 0,5 a - 1,0 a - 1,5
	HEEL RADIUS $r_3$	All Sizes	$\leq 0,3t$
	OUT OF SQUARENESS $k+k_1$	$b \leq 100$ $100 < b$	2,0 2,5% of $b$
	WEB FLATNESS $f$	$h \leq 100$ $100 < h \leq 200$ $200 < h \leq 400$ $400 < h$	$\pm 0,5$ $\pm 1,0$ $\pm 1,5$ $\pm 1,5$
	STRAIGHTNESS $q_{xx}$	$h \leq 150$ $150 < h \leq 300$ $300 < h$	$\pm 0,3\%$ of $l$ $\pm 0,2\%$ of $l$ $\pm 0,15\%$ of $l$
	$q_{yy}$	$h \leq 150$ $150 < h \leq 300$ $300 < h$	$\pm 0,5\%$ of $l$ $\pm 0,3\%$ of $l$ $\pm 0,2\%$ of $l$
STANDARD	LENGTH $l$	All	+ 100      0
ALTERNATIVE STANDARD (by agreement)		All	$\pm 50$
MASS PER UNIT LENGTH	kg/m	$h < 125$ $125 < h$	$\pm 6\%$ $\pm 4\%$

a. Plus tolerances are limited by weight.



Table 2 — Tolerances for parallel flange channels

DESIGNATION	PROPERTY	RANGE mm	TOLERANCE mm
	HEIGHT <i>h</i>	$h \leq 65$ $65 < h \leq 200$ $200 < h \leq 400$ $400 < h$	$\pm 1,5$ $\pm 2,0$ $\pm 3,0$ $\pm 4,0$
	FLANGE WIDTH <i>b</i>	$b \leq 50$ $50 < b \leq 100$ $100 < b \leq 125$ $125 < b$	$\pm 1,5$ $\pm 2,0$ $\pm 2,5$ $\pm 3,0$
	WEB THICKNESS <i>s</i>	$s \leq 10$ $10 < s \leq 15$ $15 < s$	$\pm 0,5$ $\pm 0,7$ $\pm 1,0$
	FLANGE THICKNESS <i>t</i>	$t \leq 10$ $10 < t \leq 15$ $15 < t$	a - 0,5 a - 1,0 a - 1,5
	HEEL RADIUS <i>r<sub>3</sub></i>	All Sizes	$\leq 0,3t$
	OUT OF SQUARENESS $k+k_1$	$b \leq 100$ $100 < b$	2,0 2,5% of <i>b</i>
	WEB FLATNESS <i>f</i>	$h \leq 100$ $100 < h \leq 200$ $200 < h \leq 400$ $400 < h$	$\pm 0,5$ $\pm 1,0$ $\pm 1,5$ $\pm 1,5$
	STRAIGHTNESS $q_{xx}$	$h \leq 150$ $150 < h \leq 300$ $300 < h$	$\pm 0,3\%$ of <i>l</i> $\pm 0,2\%$ of <i>l</i> $\pm 0,15\%$ of <i>l</i>
	$q_{yy}$	$h \leq 150$ $150 < h \leq 300$ $300 < h$	$\pm 0,5\%$ of <i>l</i> $\pm 0,3\%$ of <i>l</i> $\pm 0,2\%$ of <i>l</i>
STANDARD	LENGTH <i>l</i>	All	+100 0
ALTERNATIVE STANDARD (by agreement)		All	$\pm 50$
MASS PER UNIT LENGTH	kg/m	$h \leq 125$ $125 < h$	$\pm 6\%$ $\pm 4\%$
a. Plus tolerances are limited by weight			

---

---

## **BSI — British Standards Institution**

BSI is the independent national body responsible for preparing British Standards. It presents the UK view on standards in Europe and at the international level. It is incorporated by Royal Charter.

### **Revisions**

British Standards are updated by amendment or revision. Users of British Standards should make sure that they possess the latest amendments or editions.

It is the constant aim of BSI to improve the quality of our products and services. We would be grateful if anyone finding an inaccuracy or ambiguity while using this British Standard would inform the Secretary of the technical committee responsible, the identity of which can be found on the inside front cover. Tel: 020 8996 9000. Fax: 020 8996 7400.

BSI offers members an individual updating service called PLUS which ensures that subscribers automatically receive the latest editions of standards.

### **Buying standards**

Orders for all BSI, international and foreign standards publications should be addressed to Customer Services. Tel: 020 8996 9001. Fax: 020 8996 7001.

In response to orders for international standards, it is BSI policy to supply the BSI implementation of those that have been published as British Standards, unless otherwise requested.

### **Information on standards**

BSI provides a wide range of information on national, European and international standards through its Library and its Technical Help to Exporters Service. Various BSI electronic information services are also available which give details on all its products and services. Contact the Information Centre. Tel: 020 8996 7111. Fax: 020 8996 7048.

Subscribing members of BSI are kept up to date with standards developments and receive substantial discounts on the purchase price of standards. For details of these and other benefits contact Membership Administration. Tel: 020 8996 7002. Fax: 020 8996 7001.

### **Copyright**

Copyright subsists in all BSI publications. BSI also holds the copyright, in the UK, of the publications of the international standardization bodies. Except as permitted under the Copyright, Designs and Patents Act 1988 no extract may be reproduced, stored in a retrieval system or transmitted in any form or by any means – electronic, photocopying, recording or otherwise – without prior written permission from BSI.

This does not preclude the free use, in the course of implementing the standard, of necessary details such as symbols, and size, type or grade designations. If these details are to be used for any other purpose than implementation then the prior written permission of BSI must be obtained.

If permission is granted, the terms may include royalty payments or a licensing agreement. Details and advice can be obtained from the Copyright Manager. Tel: 020 8996 7070.