

BS EN 10223-2:2012



BSI Standards Publication

# Steel wire and wire products for fencing and netting

Part 2: Hexagonal steel wire  
netting for agricultural, insulation  
and fencing purposes

**bsi.**

...making excellence a habit.™

**National foreword**

This British Standard is the UK implementation of EN 10223-2:2012. It supersedes BS EN 10223-2:1998, which is withdrawn.

The UK participation in its preparation was entrusted to Technical Committee ISE/106, Wire Rod and Wire.

A list of organizations represented on this committee can be obtained on request to its secretary.

This publication does not purport to include all the necessary provisions of a contract. Users are responsible for its correct application.

© The British Standards Institution 2012.  
Published by BSI Standards Limited 2012.

ISBN 978 0 580 64499 3

ICS 77.140.65

**Compliance with a British Standard cannot confer immunity from legal obligations.**

This British Standard was published under the authority of the Standards Policy and Strategy Committee on 31 December 2012.

**Amendments issued since publication**

Date	Text affected
------	---------------

---

EUROPEAN STANDARD

**EN 10223-2**

NORME EUROPÉENNE

EUROPÄISCHE NORM

November 2012

ICS 77.140.65

Supersedes EN 10223-2:1997

English Version

## Steel wire and wire products for fencing and netting - Part 2: Hexagonal steel wire netting for agricultural, insulation and fencing purposes

Fils et produits tréfilés en acier pour clôtures et grillages -  
Partie 2: Grillage à mailles hexagonales en acier utilisé  
dans l'agriculture pour l'isolation et les clôtures

Stahldraht und Drahterzeugnisse für Zäune und  
Drahtgeflechte - Teil 2: Stahldrahtgeflecht mit  
sechseckigen Maschen für landwirtschaftliche Zwecke,  
Isolierungen und Zäune

This European Standard was approved by CEN on 13 October 2012.

CEN members are bound to comply with the CEN/CENELEC Internal Regulations which stipulate the conditions for giving this European Standard the status of a national standard without any alteration. Up-to-date lists and bibliographical references concerning such national standards may be obtained on application to the CEN-CENELEC Management Centre or to any CEN member.

This European Standard exists in three official versions (English, French, German). A version in any other language made by translation under the responsibility of a CEN member into its own language and notified to the CEN-CENELEC Management Centre has the same status as the official versions.

CEN members are the national standards bodies of Austria, Belgium, Bulgaria, Croatia, Cyprus, Czech Republic, Denmark, Estonia, Finland, Former Yugoslav Republic of Macedonia, France, Germany, Greece, Hungary, Iceland, Ireland, Italy, Latvia, Lithuania, Luxembourg, Malta, Netherlands, Norway, Poland, Portugal, Romania, Slovakia, Slovenia, Spain, Sweden, Switzerland, Turkey and United Kingdom.



EUROPEAN COMMITTEE FOR STANDARDIZATION  
COMITÉ EUROPÉEN DE NORMALISATION  
EUROPÄISCHES KOMITEE FÜR NORMUNG

**Management Centre: Avenue Marnix 17, B-1000 Brussels**

## Contents

Page

Foreword.....	3
1 Scope .....	4
2 Normative references .....	4
3 Terms and definitions .....	4
4 Information to be supplied by the purchaser .....	8
5 Manufacture.....	8
5.1 Base metal .....	8
5.2 Fabrication.....	8
6 Requirements .....	9
6.1 General.....	9
6.2 Netting, zinc or zinc alloy coated after fabrication.....	9
6.3 Netting made from zinc or zinc alloy coated wire .....	9
6.4 Selvedges .....	12
7 Sampling and testing .....	12
8 Inspection documentation .....	12
9 Methods of test .....	13
9.1 Netting, zinc or zinc alloy coated after fabrication.....	13
9.2 Netting made from zinc or zinc alloy coated wire .....	13
9.3 Netting, organic coated after fabrication .....	13
10 Packaging .....	13

## Foreword

This document (EN 10223-2:2012) has been prepared by Technical Committee ECISS/TC 106 "Wire rod and wires", the secretariat of which is held by AFNOR.

This European Standard shall be given the status of a national standard, either by publication of an identical text or by endorsement, at the latest by May 2013, and conflicting national standards shall be withdrawn at the latest by May 2013.

Attention is drawn to the possibility that some of the elements of this document may be the subject of patent rights. CEN [and/or CENELEC] shall not be held responsible for identifying any or all such patent rights.

This document supersedes EN 10223-2:1997.

EN 10223 "Steel wire and wire products for fencing and netting" consists of the following parts:

- *Part 1: Zinc and zinc-alloy coated steel barbed wire*
- *Part 2: Hexagonal steel wire netting for agricultural, insulation and fencing purposes*
- *Part 3: Hexagonal steel wire mesh products for engineering purposes*
- *Part 4: Steel wire welded mesh fencing*
- *Part 5: Steel wire woven hinged joint and knotted mesh fencing*
- *Part 6: Steel wire chain link fencing*
- *Part 7: Steel wire welded panels for fencing*
- *Part 8: Welded mesh gabion products*

According to the CEN/CENELEC Internal Regulations, the national standards organisations of the following countries are bound to implement this European Standard: Austria, Belgium, Bulgaria, Croatia, Cyprus, Czech Republic, Denmark, Estonia, Finland, Former Yugoslav Republic of Macedonia, France, Germany, Greece, Hungary, Iceland, Ireland, Italy, Latvia, Lithuania, Luxembourg, Malta, Netherlands, Norway, Poland, Portugal, Romania, Slovakia, Slovenia, Spain, Sweden, Switzerland, Turkey and the United Kingdom.

## 1 Scope

This European Standard specifies requirements for the dimensions and coating of steel wire netting having meshes of hexagonal shape specified for agricultural, insulation and fencing purposes.

## 2 Normative references

The following documents, in whole or in part, are normatively referenced in this document and are indispensable for its application. For dated references, only the edition cited applies. For undated references, the latest edition of the referenced document (including any amendments) applies.

EN 10021, *General technical delivery requirements for steel products*

EN 10204, *Metallic products — Types of inspection documents*

EN 10244-1, *Steel wire and wire products — Non-ferrous metallic coatings on steel wire — Part 1: General principles*

EN 10244-2:2009, *Steel wire and wire products — Non-ferrous metallic coatings on steel wire — Part 2: Zinc or zinc alloy coatings*

EN 10245-1, *Steel wire and wire products — Organic coatings on steel wire — Part 1: General rules*

EN ISO 1461, *Hot dip galvanized coatings on fabricated iron and steel articles — Specifications and test methods (ISO 1461)*

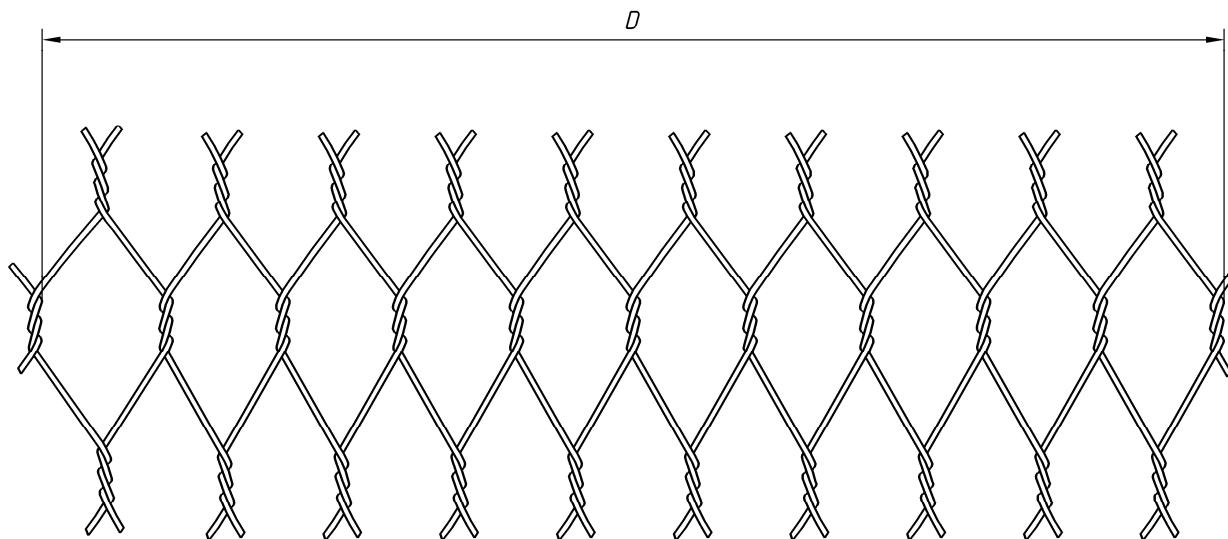
EN ISO 16120-1, *Non-alloy steel wire rod for conversion to wire — Part 1: General requirements (ISO 16120-1)*

EN ISO 16120-2, *Non-alloy steel wire rod for conversion to wire — Part 2: Specific requirements for general-purpose wire rod (ISO 16120-2)*

## 3 Terms and definitions

For the purposes of this document, the following terms and definitions apply.

- 3.1**  
**mesh size of hexagonal mesh**  
distance measured at right angles between two twisted sides. An average distance,  $D$  (see Figure 1) is measured over 10 meshes



**Key**

*D* average mesh size

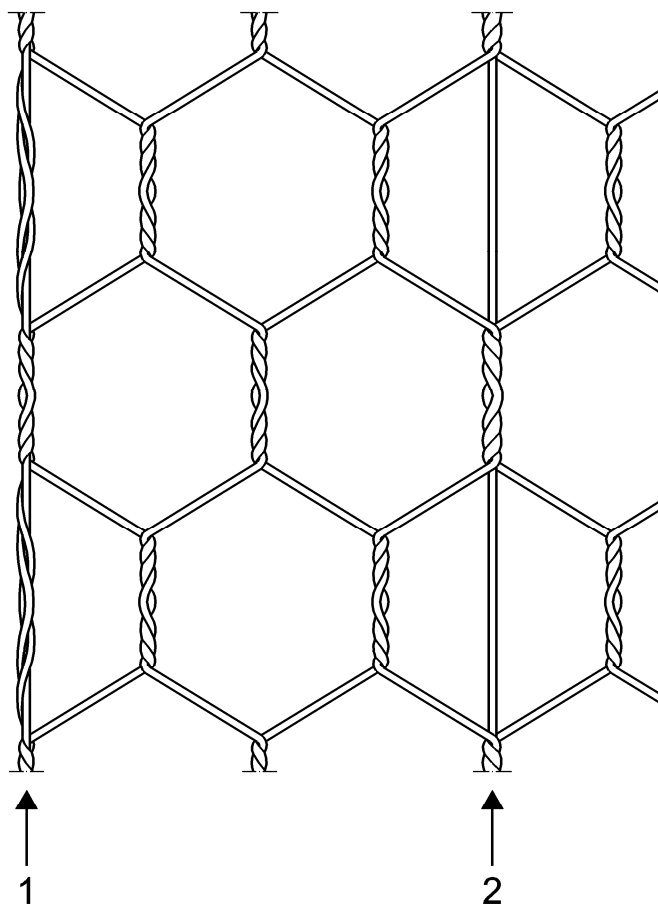
**Figure 1 — Mesh size**

**3.2**

**hexagonal mesh**

hexagonal-netting consists of hexagonal shaped meshes, formed by twisting adjacent wires two by two, alternatively forming a twist to the right and to the left

Note 1 to entry: The netting may have a border composed of one, two or more selvedge wires with a greater diameter than that used for the net. For widths above 50 cm or more stretching wires may be woven in the netting at equal distances (see Figure 2 and Table 1).



**Key**

- 1 selvedge
- 2 stretching wire

**Figure 2 — Selvedge and stretching wires**

**3.3**

**twist**

tight helically winding of two wires around each other measured as each revolution of the two wires over 180°

**3.3.1**

**regular twist**

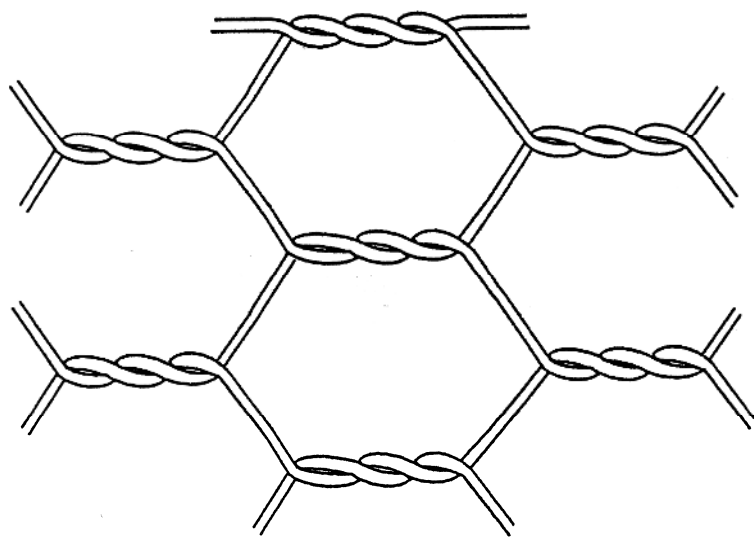
in the case of regular twist, the wires rotate only in one direction; the minimum number of twists is three (see Figure 3 a)

**3.3.2**

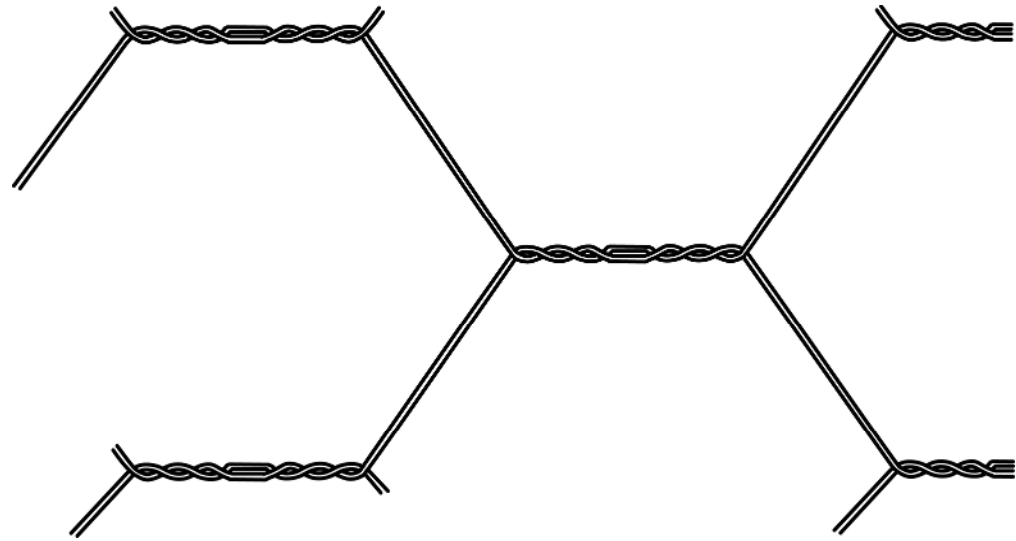
**reverse twist**

in the case of reverse twist the two wires are first twisted in one direction and then in the other direction. In the short transition zone the two wires are straightened parallel. The minimum number of twists is 1,5 in each direction (see Figure 3 b)





a) Regular twist



b) Reverse twist

Figure 3 — Twist

**Table 1 — Recommended minimum number of stretching wires<sup>a</sup>**

Roll width $r_b$ mm	Number of stretching wires
$r_b \leq 500$	0
$500 < r_b \leq 1\,000$	1
$1\,000 < r_b \leq 1\,500$	2
$1\,500 < r_b \leq 2\,000$	3

<sup>a</sup> These values apply to mesh sizes 25 mm and above.

#### **4 Information to be supplied by the purchaser**

The following information shall be supplied by the purchaser at the time of enquiry and order:

- a) number of this European Standard;
- b) quantity;
- c) length of rolls;
- d) mesh size;
- e) wire size;
- f) width;
- g) type - if no type is specified then either regular twist or reverse twist may be supplied;
- h) coating type;
- i) whether uniformity of coating is to be measured;
- j) inspection documentation requirements;
- k) agreed quality characteristics for testing (see Clause 7).

#### **5 Manufacture**

##### **5.1 Base metal**

The base metal of the hexagonal netting shall be of good commercial quality steel selected from EN ISO 16120-1 and EN ISO 16120-2 and in a condition suitable for manufacture into netting.

##### **5.2 Fabrication**

The netting may be coated after fabrication with either zinc or zinc alloy coating. In the case of zinc coating the purity of zinc shall be 98,5 % minimum (according to EN ISO 1461). Where an organic coating is specified it may be applied either on the uncoated netting or on the zinc or zinc alloy coated netting.

The netting may also be fabricated from zinc or zinc alloy coated wire with or without organic coating or with an extruded or sintered organic coating. Usual coating weight is according to EN 10244-2:2009, class A for Zn coating. Different coating weights may be agreed at time of order between purchaser and supplier.

## **6 Requirements**

### **6.1 General**

The netting shall be manufactured in the wire sizes, mesh sizes and widths as given in Table 2.

The diameter of the wire characterizing the finished netting shall be the finished diameter in each case, either uncoated, zinc or zinc alloy coated or organic coated. Table 3 gives the relationship of the organic coated wire diameters to the core diameter.

### **6.2 Netting, zinc or zinc alloy coated after fabrication**

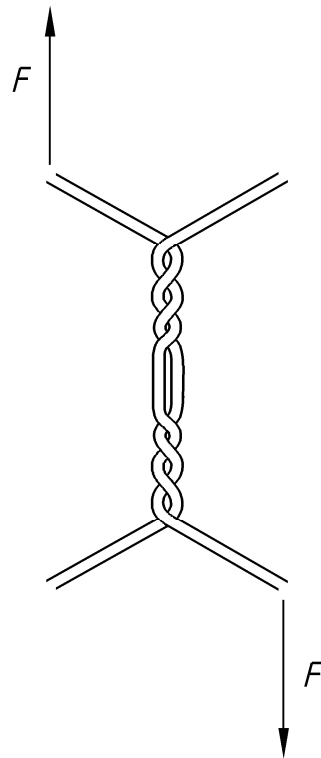
The netting shall meet the minimum values of coating mass and uniformity as stated in Table 2 and Table 4 of this European Standard.

### **6.3 Netting made from zinc or zinc alloy coated wire**

Before fabricating into netting, the zinc or zinc alloy coated wire shall meet the minimum requirements of EN 10244-2:2009, class A for coating mass, adherence and where specified, the uniformity of the coating. Where samples are taken from the fabricated netting then the specified minimum coating mass requirement is reduced by 5 % and the specified dips by one half minute dip.

For wire zinc or zinc alloy coated before fabrication, the twisted wire shall not break nor unwind in loading the netting up to 80 % of the breaking load of the wire (see Figure 4).

NOTE Breaking load is the maximum force during the tensile test before breaking.



**Key**

$F$  80 % of the braking load

**Figure 4 — Loading of netting to test unwinding resistance**

Table 2 — Mesh sizes, preferred wire sizes, zinc and zinc alloy coating masses and widths of netting

Mesh details		Preferred Wire diameter			Minimum zinc or zinc alloy coating mass per m <sup>2</sup> mesh <sup>f</sup>	Typical roll widths <sup>a d</sup> mm
Size mm	Tolerances mm	Annealed mm	Zinc coated <sup>b</sup> mm	Tolerances <sup>c</sup> mm		
10	± 1,0	0,60	0,70	± 0,08	145	
13	± 1,5	0,60	0,70	± 0,08	95	
13	± 1,5	0,50	0,60	± 0,08	80	
16	± 2,0	0,60	0,70	± 0,08	70	
20	± 2,0	0,60	0,70	± 0,08	55	
20	± 2,0	0,80	0,90	± 0,08	65	
25	± 3,0	0,50	0,60	± 0,08	40	300
25	± 3,0	0,70	0,80	± 0,08	45	450
25	± 3,0	0,80	0,90	± 0,08	55	500
25	± 3,0	0,90	1,0	± 0,10	60	600
30	± 4,0	0,80	0,90	± 0,08	40	750
30	± 4,0 <sup>e</sup>	0,90	1,0	± 0,10	40	900
30	± 4,0 <sup>e</sup>	1,10	1,2	± 0,10	60	
40	± 5,0	0,80	0,90	± 0,08	35	
40	± 5,0	0,90	1,0	± 0,10	45	1 000
40	± 5,0	1,1	1,2	± 0,10	55	1 200
50	± 6,0	0,80	0,90	± 0,08	25	1 500
50	± 6,0	0,90	1,0	± 0,10	30	1 800
50	± 6,0	1,1	1,2	± 0,10	40	2 000
65	± 7,0	0,90	1,0	± 0,10	30	
75	± 8,0	0,90	1,0	± 0,10	20	
75	± 8,0	1,1	1,2	± 0,10	25	
75	± 8,0	1,3	1,4	± 0,10	30	
100	± 8,0	1,5	1,6	± 0,10	30	

<sup>a</sup> Other roll widths – by agreement.

<sup>b</sup> Zinc coated diameter in this table is the coated wire diameter in finished netting.

<sup>c</sup> These tolerances apply to the diameter of the zinc coated wire in finished netting.

<sup>d</sup> The tolerance on width shall be ± 1 mesh size measurement.

<sup>e</sup> Tolerances on mesh size shall be ± 2,0 mm for rabbit netting when specified.

<sup>f</sup> Coating mass as netting coated after fabrication (see 9.1).

For mesh width 75 mm and over, centre strands and selvages should be by agreement.

**Table 3 — Relationship between the core diameter and the diameter of the organic coated wire <sup>a</sup>**

<b>Core diameter Bright/Zinc coated wire</b> mm	<b>Organic coated wire diameter</b> mm	<b>Tolerance on organic coated wire</b> mm
0,60	1,00	± 0,10
0,80	1,20	± 0,10
0,90	1,30	± 0,10
1,00	1,50	± 0,10
1,20	1,70	± 0,15

<sup>a</sup> The organic coated wire shall be free from burns, lumps and pinholes etc.

## 6.4 Selvedges

If a single selvedge (see Figure 2) is used, the diameter of the selvedge wire shall be at least equal to or one size greater than that of the netting wire, e.g. netting wire of size 0,9 mm with a selvedge wire of size 1,0 mm.

For netting having 2 ply or 3 ply selvedges and/or a centre stretching wire (see Figure 2), the wire for these shall be at least equal to the netting wire diameter.

**Table 4 — Wire size and number of dips to be withstood by zinc coated wires carried out in accordance with EN 10244-2:2009**

<b>Zinc coated diameter</b> mm	<b>Number of dips</b>	
	Minute	Half minute
0,7	-	2
0,8	-	2
0,9	1	0
1,0	1	0
1,2	1	1
1,4	1	1
1,6	1	1

## 7 Sampling and testing

The manufacturer is responsible for the control of product quality by the application of statistical methods of sampling and analysis of results or, alternatively, by sampling and testing for the agreed quality characteristics at a rate of one roll in fifty.

## 8 Inspection documentation

Non-specific testing and inspection documentation shall be provided according to EN 10021 and EN 10204.

## 9 Methods of test

### 9.1 Netting, zinc or zinc alloy coated after fabrication

Zinc or zinc alloy coatings shall be tested in accordance with EN 10244-1 and EN 10244-2:2009 for coating mass and uniformity of coating, except that the coating mass shall be expressed per square metre of netting. The test piece for the uniformity of coating shall be a square of netting having a length of side at least three times the mesh size.

### 9.2 Netting made from zinc or zinc alloy coated wire

Zinc or zinc alloy coatings shall be tested in accordance with EN 10244-1 and EN 10244-2:2009.

### 9.3 Netting, organic coated after fabrication

Organic coating shall be assessed in accordance with EN 10245-1.

## 10 Packaging

Hexagonal netting shall be supplied in  $(25^{+1}_0)$  m or  $(50^{+1}_0)$  m rolls.

Other roll lengths may be agreed between purchaser and manufacturer.







# British Standards Institution (BSI)

BSI is the national body responsible for preparing British Standards and other standards-related publications, information and services.

BSI is incorporated by Royal Charter. British Standards and other standardization products are published by BSI Standards Limited.

## About us

We bring together business, industry, government, consumers, innovators and others to shape their combined experience and expertise into standards-based solutions.

The knowledge embodied in our standards has been carefully assembled in a dependable format and refined through our open consultation process. Organizations of all sizes and across all sectors choose standards to help them achieve their goals.

## Information on standards

We can provide you with the knowledge that your organization needs to succeed. Find out more about British Standards by visiting our website at [bsigroup.com/standards](http://bsigroup.com/standards) or contacting our Customer Services team or Knowledge Centre.

## Buying standards

You can buy and download PDF versions of BSI publications, including British and adopted European and international standards, through our website at [bsigroup.com/shop](http://bsigroup.com/shop), where hard copies can also be purchased.

If you need international and foreign standards from other Standards Development Organizations, hard copies can be ordered from our Customer Services team.

## Subscriptions

Our range of subscription services are designed to make using standards easier for you. For further information on our subscription products go to [bsigroup.com/subscriptions](http://bsigroup.com/subscriptions).

With **British Standards Online (BSOL)** you'll have instant access to over 55,000 British and adopted European and international standards from your desktop. It's available 24/7 and is refreshed daily so you'll always be up to date.

You can keep in touch with standards developments and receive substantial discounts on the purchase price of standards, both in single copy and subscription format, by becoming a **BSI Subscribing Member**.

**PLUS** is an updating service exclusive to BSI Subscribing Members. You will automatically receive the latest hard copy of your standards when they're revised or replaced.

To find out more about becoming a BSI Subscribing Member and the benefits of membership, please visit [bsigroup.com/shop](http://bsigroup.com/shop).

With a **Multi-User Network Licence (MUNL)** you are able to host standards publications on your intranet. Licences can cover as few or as many users as you wish. With updates supplied as soon as they're available, you can be sure your documentation is current. For further information, email [bsmusales@bsigroup.com](mailto:bsmusales@bsigroup.com).

## BSI Group Headquarters

389 Chiswick High Road London W4 4AL UK

## Revisions

Our British Standards and other publications are updated by amendment or revision.

We continually improve the quality of our products and services to benefit your business. If you find an inaccuracy or ambiguity within a British Standard or other BSI publication please inform the Knowledge Centre.

## Copyright

All the data, software and documentation set out in all British Standards and other BSI publications are the property of and copyrighted by BSI, or some person or entity that owns copyright in the information used (such as the international standardization bodies) and has formally licensed such information to BSI for commercial publication and use. Except as permitted under the Copyright, Designs and Patents Act 1988 no extract may be reproduced, stored in a retrieval system or transmitted in any form or by any means – electronic, photocopying, recording or otherwise – without prior written permission from BSI. Details and advice can be obtained from the Copyright & Licensing Department.

## Useful Contacts:

### Customer Services

**Tel:** +44 845 086 9001

**Email (orders):** [orders@bsigroup.com](mailto:orders@bsigroup.com)

**Email (enquiries):** [cservices@bsigroup.com](mailto:cservices@bsigroup.com)

### Subscriptions

**Tel:** +44 845 086 9001

**Email:** [subscriptions@bsigroup.com](mailto:subscriptions@bsigroup.com)

### Knowledge Centre

**Tel:** +44 20 8996 7004

**Email:** [knowledgecentre@bsigroup.com](mailto:knowledgecentre@bsigroup.com)

### Copyright & Licensing

**Tel:** +44 20 8996 7070

**Email:** [copyright@bsigroup.com](mailto:copyright@bsigroup.com)



...making excellence a habit.™