

BS EN 6035:2015



BSI Standards Publication

Aerospace series — Fibre reinforced plastics — Test method — Determination of notched and unnotched tensile strength

bsi.

...making excellence a habit.™

National foreword

This British Standard is the UK implementation of EN 6035:2015.

The UK participation in its preparation was entrusted to Technical Committee ACE/65, Non-metallic materials for aerospace purposes.

A list of organizations represented on this committee can be obtained on request to its secretary.

This publication does not purport to include all the necessary provisions of a contract. Users are responsible for its correct application.

© The British Standards Institution 2015.
Published by BSI Standards Limited 2015

ISBN 978 0 580 82831 7

ICS 49.025.40

Compliance with a British Standard cannot confer immunity from legal obligations.

This British Standard was published under the authority of the Standards Policy and Strategy Committee on 30 November 2015.

Amendments/corrigenda issued since publication

Date	Text affected
------	---------------

EUROPEAN STANDARD

EN 6035

NORME EUROPÉENNE

EUROPÄISCHE NORM

November 2015

ICS 49.025.40

English Version

Aerospace series - Fibre reinforced plastics - Test method - Determination of notched and unnotched tensile strength

Série aéronautique - Matières plastiques renforcées de
fibres - Méthode d'essai - Détermination de la
résistance en traction lisse et en traction trouée

Luft- und Raumfahrt - Faserverstärkte Kunststoffe -
Prüfverfahren - Bestimmung der Kerbzugfestigkeit an
gekerbten und ungekerbten Probekörpern

This European Standard was approved by CEN on 10 August 2013.

CEN members are bound to comply with the CEN/CENELEC Internal Regulations which stipulate the conditions for giving this European Standard the status of a national standard without any alteration. Up-to-date lists and bibliographical references concerning such national standards may be obtained on application to the CEN-CENELEC Management Centre or to any CEN member.

This European Standard exists in three official versions (English, French, German). A version in any other language made by translation under the responsibility of a CEN member into its own language and notified to the CEN-CENELEC Management Centre has the same status as the official versions.

CEN members are the national standards bodies of Austria, Belgium, Bulgaria, Croatia, Cyprus, Czech Republic, Denmark, Estonia, Finland, Former Yugoslav Republic of Macedonia, France, Germany, Greece, Hungary, Iceland, Ireland, Italy, Latvia, Lithuania, Luxembourg, Malta, Netherlands, Norway, Poland, Portugal, Romania, Slovakia, Slovenia, Spain, Sweden, Switzerland, Turkey and United Kingdom.



EUROPEAN COMMITTEE FOR STANDARDIZATION
COMITÉ EUROPÉEN DE NORMALISATION
EUROPÄISCHES KOMITEE FÜR NORMUNG

CEN-CENELEC Management Centre: Avenue Marnix 17, B-1000 Brussels

Contents		Page
European foreword		3
1	Scope	4
2	Normative references	4
3	Terms and definitions	4
4	Principle of the method	5
5	Designation of the method	5
6	Apparatus	5
7	Test specimen	5
8	Procedure	6
9	Presentation of the results	7
10	Test report	8

European foreword

This document (EN 6035:2015) has been prepared by the Aerospace and Defence Industries Association of Europe - Standardization (ASD-STAN).

After enquiries and votes carried out in accordance with the rules of this Association, this Standard has received the approval of the National Associations and the Official Services of the member countries of ASD, prior to its presentation to CEN.

This European Standard shall be given the status of a national standard, either by publication of an identical text or by endorsement, at the latest by May 2016, and conflicting national standards shall be withdrawn at the latest by May 2016.

Attention is drawn to the possibility that some of the elements of this document may be the subject of patent rights. CEN [and/or CENELEC] shall not be held responsible for identifying any or all such patent rights.

According to the CEN-CENELEC Internal Regulations, the national standards organizations of the following countries are bound to implement this European Standard: Austria, Belgium, Bulgaria, Croatia, Cyprus, Czech Republic, Denmark, Estonia, Finland, Former Yugoslav Republic of Macedonia, France, Germany, Greece, Hungary, Iceland, Ireland, Italy, Latvia, Lithuania, Luxembourg, Malta, Netherlands, Norway, Poland, Portugal, Romania, Slovakia, Slovenia, Spain, Sweden, Switzerland, Turkey and the United Kingdom.

1 Scope

This standard defines a method to be used to determine the tensile strength of notched and unnotched fibre reinforced plastics.

It is applicable to composite laminates with unidirectional plies or woven fabrics reinforcement.

This standard does not give any direction necessary to meet health and safety requirements. It is the responsibility of the user of this standard to consult and establish appropriate health and safety precautions.

2 Normative references

The following documents, in whole or in part, are normatively referenced in this document and are indispensable for its application. For dated references, only the edition cited applies. For undated references, the latest edition of the referenced document (including any amendments) applies.

EN 2374, *Aerospace series — Glass fibre reinforced mouldings and sandwich composites — Production of test panels*

EN 2489, *Aerospace series — Fibre reinforced plastics — Determination of the action of test fluids*

EN 2565, *Aerospace series — Preparation of carbon fibre reinforced resin panels for test purposes* 1)

EN 2743, *Aerospace series — Fibre reinforced plastics — Standard procedures for conditioning prior to testing unaged materials*

EN 2823, *Aerospace series — Fibre reinforced plastics — Determination of the effect of exposure to humid atmosphere on physical and mechanical characteristics* 1)

3 Terms and definitions

For the purposes of this document, the following terms and definitions apply.

3.1

unnotched tensile strength

maximum tensile load experienced by the unnotched test specimen divided by the initial cross sectional area within the gauge length

3.2

notched tensile strength

maximum tensile load experienced by the notched test specimen divided by the initial gross cross sectional area within the gauge length

3.3

K_T

unnotched tensile strength divided by the notched tensile strength

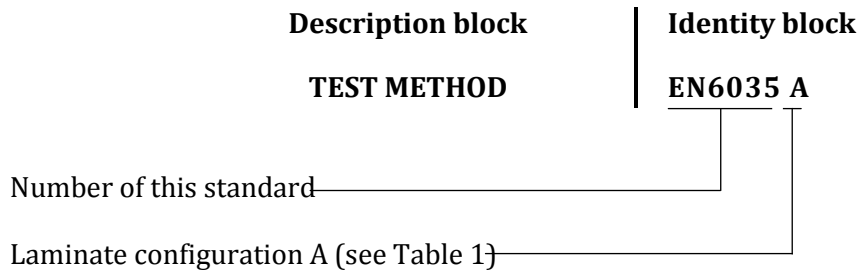
1) Published as ASD-STAN Prestandard at the date of publication of this standard. <http://www.asd-stan.org/>

4 Principle of the method

A tensile test on unnotched specimen is carried out in order to determine the original material strength. A test is performed on notched specimen to determine the residual strength.

5 Designation of the method

The designation of the method used shall be in accordance with the following example:



NOTE If necessary, the code I9005 may be placed between the description block and the identity block.

6 Apparatus

6.1 Calibrated tensile test machine accurate to within 1 %, equipped with facilities to record maximum load.

6.2 Chamber adapted to the machine to carry out tests at temperature. The temperature shall be maintained within ± 3 °C.

6.3 Timer.

6.4 Thermocouple with recorder to monitor temperature for tests at other than ambient.

6.5 Flat faced micrometre with 6 mm diameter faces, accurate to 0,01 mm.

6.6 Vernier calliper accurate to the nearest 0,1 mm.

7 Test specimen

7.1 Specimen description

For the description, dimensions and tolerances see Figure 1 for notched type specimen and Figure 2 for unnotched type specimen.

The laminate configurations for the fibre directions are defined in Table 1.

7.2 Test specimen preparation

The specimens are cut out from laminates. The coefficient of variation in the thickness measurements shall be smaller than 2 % per laminate. The laminates shall be produced according to EN 2565 for carbon and EN 2374 for glass. Special precautions have to be taken to ensure that no delamination occurs during machining especially for the drilling of the notched specimens.

The laminate should be inspected for example by C-Scan to establish that the laminate is worth testing. If the NDT reveals unacceptable defects, limits defined in the specification invoking the test, the laminate should not be tested.

The process parameters shall be in line with the specification invoking the test.

7.3 Tabs

The tests may be performed without the specimen being tabbed. However, if tabs are used they shall be strain compatible with the composite being tested either, by using precured tabs of two plies of fabric, lay-up + and – 45°, or by co-bonding using a suitable prepreg system. The precured tabs shall be bonded on both specimens faces with a suitable adhesive system.

Care should be taken that the adhesive bonding temperature does not add any undesired post cure effect to the laminate.

7.4 Number of specimens

Five specimens shall be tested per test condition, except when otherwise specified in the technical specification.

If tests are carried out after ageing or at a temperature different from room temperature, care should be taken to assure that room temperature/dry reference specimens, which had been machined from the same plate as the specimens under investigation are also tested.

7.5 Ageing

In case of tests after immersion, the conditions shall be according to EN 2489. For tests after exposure to humid atmosphere, the conditioning shall be in accordance with EN 2823.

8 Procedure

8.1 Conditioning

The storage and testing of as received specimens shall be carried out at (23 ± 2) °C, (50 ± 5) % relative humidity in accordance with EN 2743. Aged specimens shall be tested within a maximum of 8 h after removal from the exposure environment.

8.2 Determination of dimensions

Measure and record the thickness and width at three points in the gauge length of the specimen before ageing and again before mechanical testing. Use the micrometre (see 6.5) for the thickness and the vernier calliper (see 6.6) for the width. Average the three measurements.

8.3 Test at ambient temperature

Place the specimen in the jaws, ensuring that it is aligned within 1° and centred on the machine axis.

NOTE The jaws shall fully cover the tabs if used.

Select the load range such that failure occurs between 20 % and 80 % of full scale.

Tensile load shall be applied at a constant cross head speed of 2 mm/min.

Record the maximum load Pr .

8.4 Test at temperature other than ambient

Apply a thermocouple (see 6.4) on the composite material as close as possible to the centre of the specimen and seal the thermocouple from the surrounding air by using vacuum bag sealant.

After a dry specimen has reached a temperature of 2 °C below the required elevated temperature or 2 °C above the required sub-zero temperature, the specimen shall be maintained at the required condition for five minutes prior to testing.

The above time for aged specimen is 1 min.

The heat up/soak cycle used shall be given in the test report.

For specimens that have been subjected to fluid immersion, apply EN 2489.

For specimens that have undergone humidity ageing, apply EN 2823.

Follow the same procedure as for the test at ambient temperature.

9 Presentation of the results

9.1 Tensile strength σ_t

For notched specimens

$$\sigma_{tn} = \frac{Pr}{t \times w}$$

For unnotched specimens

$$\sigma_{tu} = \frac{Pr}{t \times w}$$

where

σ_{tn}, σ_{tu} are the tensile strengths for, notched and unnotched specimens, in MPa;

Pr is the maximum load, in N;

w is the specimen width, in mm;

t is the thickness of the specimen, in mm.

9.2 Nominal tensile strength σ_{nt}

For notched specimens

$$\sigma_{tn}^n = \frac{Pr}{t_n \times w}$$

For unnotched specimens

$$\sigma_{tu}^n = \frac{Pr}{t_n \times w}$$

where

$\sigma_{tn}^n, \sigma_{tu}^n$ are the nominal tensile strength for, notched and un notched specimens, in MPa;

Pr is the maximum load, in N;

w is the specimen width, in mm;

t_n is the nominal thickness of the specimen, in millimetres, as specified in the relevant material specification.

9.3 K_T value (see 3.3)

$$K_T = \frac{\sigma_{tu}}{\sigma_{tn}}$$

10 Test report

The test report shall refer to this standard and shall include the following:

10.1 Complete identification of the material tested, including at least type, source, manufacturer's code number, fibre areal weight, filament count, processing details.

10.2 All details regarding specimen preparation (including when applicable: tabs material, tabs adhesive and curing condition of this adhesive).

10.3 The measured specimens dimensions.

10.4 Ageing and/or exposure condition prior to the test.

10.5 Date of test, facility and identification of individuals performing the tests.

10.6 Equipment, method and test parameters used.

10.7 Individual values, mean value and standard deviation of tensile strength for notched and unnotched specimen.

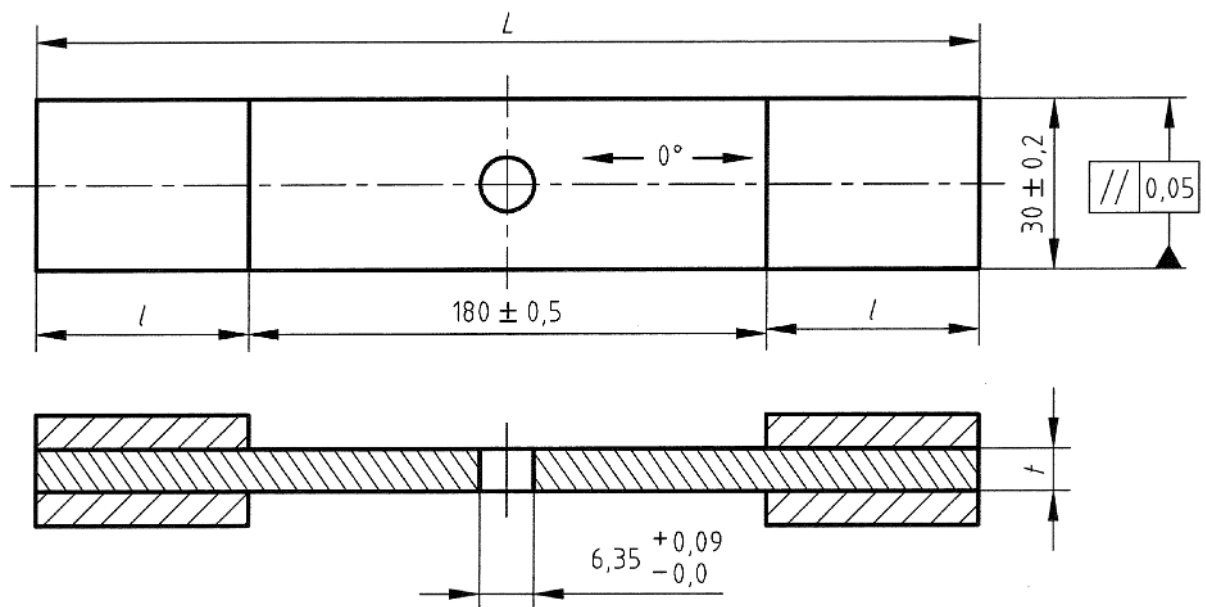
10.8 K_T value.

10.9 Any incident which may have affected the results and any deviation from this standard.

Table 1 — Laminate configurations

Lay-up for different fibre mass per unit area			
Directed and quasi-isotropic laminates			
	Fibre mass per unit area (g/m ²)	Quasi-isotropic laminates Type A	Directed laminates Type B
Tapes	130-145	(45, 0, -45, 90) 4 sym.	(0, 45, -45, 0, 90) 3 sym.
	160-190	(45, 0, -45, 90) 3 sym.	(0, 45, -45, 0, 90) 2 sym.
	260-290	(45, 0, -45, 90) 2 sym.	(0, 45, -45, 0, 90) 2 sym.
Fabrics	—	(45, 0, ^a -45, 90 ^a) n ^b sym.	—
^a 0° is equivalent to warp direction and 90° is equivalent to weft direction. ^b n to be determined to have a laminate thickness as close as possible to 4 mm.			

Dimensions in millimetres



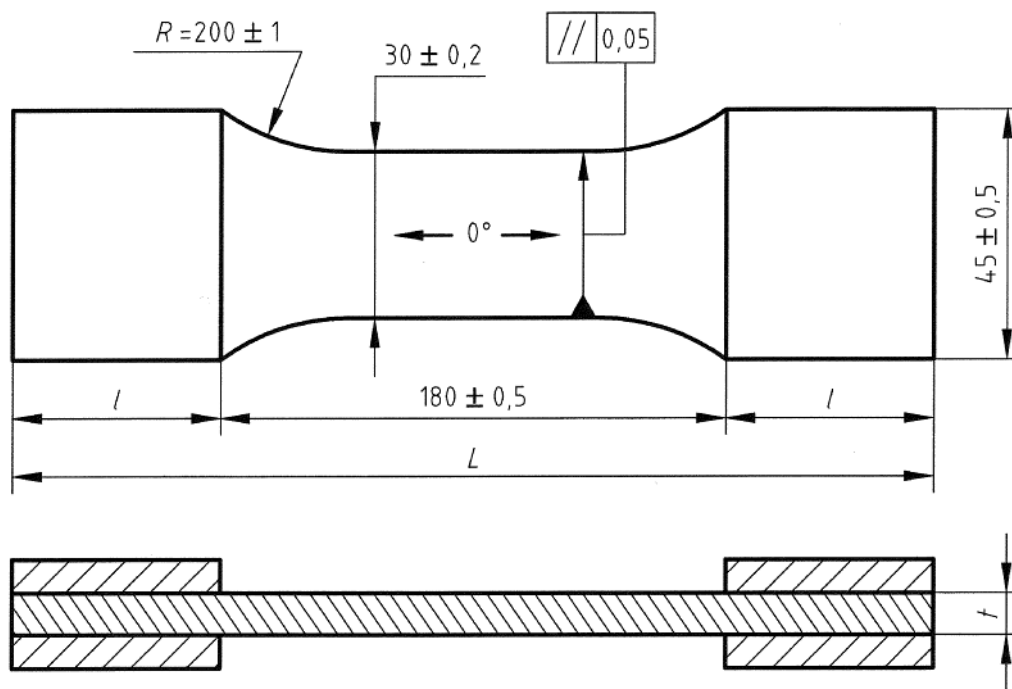
 Tabs

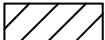
$$L = 2l + 180 \text{ mm}$$

l = table length: Function of the equipment (test machine, jaws, etc.) and / or the material to be tested (tabs must be able to transfer the shear loads).

t : according to lay-up (see Table 1).

Figure 1 — Notched tensile specimen



 Tabs

$$L = 2l + 180 \text{ mm}$$

l = table length: function of the equipment (test machine, jaws, etc) and l or the material to be tested (tabs must be able to transfer the shear loads).

t : according to lay-up (see Table 1).

NOTE Parallelism of tab faces must be maintained to within 0,05 mm across width and length. Tabs faces must be parallel with specimen faces to within 0,05 mm.

Figure 2 — Unnotched tensile specimen

British Standards Institution (BSI)

BSI is the national body responsible for preparing British Standards and other standards-related publications, information and services.

BSI is incorporated by Royal Charter. British Standards and other standardization products are published by BSI Standards Limited.

About us

We bring together business, industry, government, consumers, innovators and others to shape their combined experience and expertise into standards-based solutions.

The knowledge embodied in our standards has been carefully assembled in a dependable format and refined through our open consultation process. Organizations of all sizes and across all sectors choose standards to help them achieve their goals.

Information on standards

We can provide you with the knowledge that your organization needs to succeed. Find out more about British Standards by visiting our website at bsigroup.com/standards or contacting our Customer Services team or Knowledge Centre.

Buying standards

You can buy and download PDF versions of BSI publications, including British and adopted European and international standards, through our website at bsigroup.com/shop, where hard copies can also be purchased.

If you need international and foreign standards from other Standards Development Organizations, hard copies can be ordered from our Customer Services team.

Subscriptions

Our range of subscription services are designed to make using standards easier for you. For further information on our subscription products go to bsigroup.com/subscriptions.

With **British Standards Online (BSOL)** you'll have instant access to over 55,000 British and adopted European and international standards from your desktop. It's available 24/7 and is refreshed daily so you'll always be up to date.

You can keep in touch with standards developments and receive substantial discounts on the purchase price of standards, both in single copy and subscription format, by becoming a **BSI Subscribing Member**.

PLUS is an updating service exclusive to BSI Subscribing Members. You will automatically receive the latest hard copy of your standards when they're revised or replaced.

To find out more about becoming a BSI Subscribing Member and the benefits of membership, please visit bsigroup.com/shop.

With a **Multi-User Network Licence (MUNL)** you are able to host standards publications on your intranet. Licences can cover as few or as many users as you wish. With updates supplied as soon as they're available, you can be sure your documentation is current. For further information, email bsmusales@bsigroup.com.

BSI Group Headquarters

389 Chiswick High Road London W4 4AL UK

Revisions

Our British Standards and other publications are updated by amendment or revision.

We continually improve the quality of our products and services to benefit your business. If you find an inaccuracy or ambiguity within a British Standard or other BSI publication please inform the Knowledge Centre.

Copyright

All the data, software and documentation set out in all British Standards and other BSI publications are the property of and copyrighted by BSI, or some person or entity that owns copyright in the information used (such as the international standardization bodies) and has formally licensed such information to BSI for commercial publication and use. Except as permitted under the Copyright, Designs and Patents Act 1988 no extract may be reproduced, stored in a retrieval system or transmitted in any form or by any means – electronic, photocopying, recording or otherwise – without prior written permission from BSI. Details and advice can be obtained from the Copyright & Licensing Department.

Useful Contacts:

Customer Services

Tel: +44 845 086 9001

Email (orders): orders@bsigroup.com

Email (enquiries): cservices@bsigroup.com

Subscriptions

Tel: +44 845 086 9001

Email: subscriptions@bsigroup.com

Knowledge Centre

Tel: +44 20 8996 7004

Email: knowledgecentre@bsigroup.com

Copyright & Licensing

Tel: +44 20 8996 7070

Email: copyright@bsigroup.com



...making excellence a habit.™