

**Aerospace series —  
Inserts, MJ threads,  
self-locking, with self-  
broaching keys, in  
heat resisting nickel  
base alloy NI-PH2601  
(Inconel 718), silver  
plated**

ICS 49.030.30

## National foreword

This British Standard is the UK implementation of EN 4623:2010.

The UK participation in its preparation was entrusted to Technical Committee ACE/12, Aerospace fasteners and fastening systems.

A list of organizations represented on this committee can be obtained on request to its secretary.

This publication does not purport to include all the necessary provisions of a contract. Users are responsible for its correct application.

**Compliance with a British Standard cannot confer immunity from legal obligations.**

This British Standard was published under the authority of the Standards Policy and Strategy Committee on 31 May 2010.

© BSI 2010

ISBN 978 0 580 70747 6

### Amendments/corrigenda issued since publication

Date	Comments

EUROPEAN STANDARD

**EN 4623**

NORME EUROPÉENNE

EUROPÄISCHE NORM

April 2010

ICS 49.030.30

English Version

**Aerospace series - Inserts, MJ threads, self-locking, with self-broaching keys, in heat resisting nickel base alloy NI-PH2601 (Inconel 718), silver plated**

Série aérospatiale - Douilles filetées, à filetage MJ, à freinage interne, à clavettes auto-brochantes, en alliage résistant à chaud à base de nickel NI-PH2601 (Inconel 718), argentées

Luft- und Raumfahrt - Gewindeeinsätze, MJ-Gewinden, selbstsichernd, mit selbststräumenden Stiften, aus Hochwärmefeste Nickellegierung NI-PH2601 (Inconel 718), Versilbert

This European Standard was approved by CEN on 16 January 2010.

CEN members are bound to comply with the CEN/CENELEC Internal Regulations which stipulate the conditions for giving this European Standard the status of a national standard without any alteration. Up-to-date lists and bibliographical references concerning such national standards may be obtained on application to the CEN Management Centre or to any CEN member.

This European Standard exists in three official versions (English, French, German). A version in any other language made by translation under the responsibility of a CEN member into its own language and notified to the CEN Management Centre has the same status as the official versions.

CEN members are the national standards bodies of Austria, Belgium, Bulgaria, Croatia, Cyprus, Czech Republic, Denmark, Estonia, Finland, France, Germany, Greece, Hungary, Iceland, Ireland, Italy, Latvia, Lithuania, Luxembourg, Malta, Netherlands, Norway, Poland, Portugal, Romania, Slovakia, Slovenia, Spain, Sweden, Switzerland and United Kingdom.



EUROPEAN COMMITTEE FOR STANDARDIZATION  
COMITÉ EUROPÉEN DE NORMALISATION  
EUROPÄISCHES KOMITEE FÜR NORMUNG

**Management Centre: Avenue Marnix 17, B-1000 Brussels**

© 2010 CEN All rights of exploitation in any form and by any means reserved worldwide for CEN national Members.

Ref. No. EN 4623:2010: E

## Contents

Page

Foreword.....	3
Introduction .....	4
1 Scope .....	5
2 Normative references .....	5
3 Required characteristics .....	5
3.1 Configuration – Dimensions – Tolerances – Masses.....	5
3.2 Material .....	5
3.3 Surface treatment .....	6
4 Insert definition .....	6
4.1 Normal size insert .....	6
4.2 First repair size insert .....	7
4.3 Second repair size insert .....	8
4.4 Special thread dimensions .....	8
5 Designation .....	9
6 Marking and identification .....	9
7 Technical specification .....	9

## Foreword

This document (EN 4623:2010) has been prepared by the Aerospace and Defence Industries Association of Europe - Standardization (ASD-STAN).

After enquiries and votes carried out in accordance with the rules of this Association, this Standard has received the approval of the National Associations and the Official Services of the member countries of ASD, prior to its presentation to CEN.

This European Standard shall be given the status of a national standard, either by publication of an identical text or by endorsement, at the latest by October 2010, and conflicting national standards shall be withdrawn at the latest by October 2010.

Attention is drawn to the possibility that some of the elements of this document may be the subject of patent rights. CEN [and/or CENELEC] shall not be held responsible for identifying any or all such patent rights.

According to the CEN/CENELEC Internal Regulations, the national standards organizations of the following countries are bound to implement this European Standard: Austria, Belgium, Bulgaria, Croatia, Cyprus, Czech Republic, Denmark, Estonia, Finland, France, Germany, Greece, Hungary, Iceland, Ireland, Italy, Latvia, Lithuania, Luxembourg, Malta, Netherlands, Norway, Poland, Portugal, Romania, Slovakia, Slovenia, Spain, Sweden, Switzerland and the United Kingdom.

## **Introduction**

For design and installation procedures, see EN 4620 and EN 4619.

## 1 Scope

This standard specifies the characteristics of self-locking, MJ thread inserts, self-broaching keys, in NI-PH2601, silver plated, for aerospace applications.

Classification: 1 550 MPa <sup>1)</sup> / 600 °C <sup>2)</sup>

## 2 Normative references

The following referenced documents are indispensable for the application of this document. For dated references, only the edition cited applies. For undated references, the latest edition of the referenced document (including any amendments) applies.

EN 2424:2008, *Aerospace series — Marking of aerospace products*

EN 2786, *Aerospace series — Electrolytic silver plating of fasteners*

EN 2952, *Aerospace series — Heat resisting alloy NI-PH2601 — Solution treated and cold worked — Bar for forged fasteners —  $D \leq 50$  mm —  $1\ 270\ \text{MPa} \leq R_m \leq 1\ 550\ \text{MPa}$  <sup>3)</sup>*

EN 4619, *Aerospace series — Inserts, MJ threads, self-locking, with self-broaching keys — Installation and removal procedure*

EN 4620, *Aerospace series — Inserts, MJ threads, self-locking, with self-broaching keys — Design standard*

EN 4621, *Aerospace series — Inserts, MJ threads, self-locking, self-broaching keys — Technical specification*

ISO 5855-1, *Aerospace — MJ threads — Part 1: General requirements*

ISO 5855-2, *Aerospace — MJ threads — Part 2: Limit dimensions for bolts and nuts*

TR 3198, *Aerospace series — Manufacturers' identification monograms and marks for EN aerospace products* <sup>4)</sup>

## 3 Required characteristics

### 3.1 Configuration – Dimensions – Tolerances – Masses

See Figure 1 and Tables 1, 2, 3 and 4.

Dimensions and tolerances are in millimetres. They apply after silver plating.

### 3.2 Material

Insert: EN 2952 treated for 370 HV to 480 HV.

Keys: Stainless steel or Nickel alloy treated for HV > 600.

---

1) Corresponds to the minimum tensile stress which the insert is able to withstand at ambient temperature without breaking or cracking when tested with a bolt of a higher strength class.

2) Maximum temperature that the insert is able to withstand, without permanent alteration to its original characteristics, after ambient temperature has been restored. The maximum temperature is conditioned by the MoS<sub>2</sub> lubricant.

3) Published as ASD Prestandard at the date of publication of this standard.

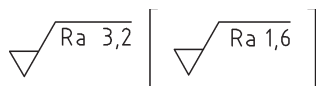
4) Published as ASD Technical Report at the date of publication of this standard.

### 3.3 Surface treatment

See EN 2786.

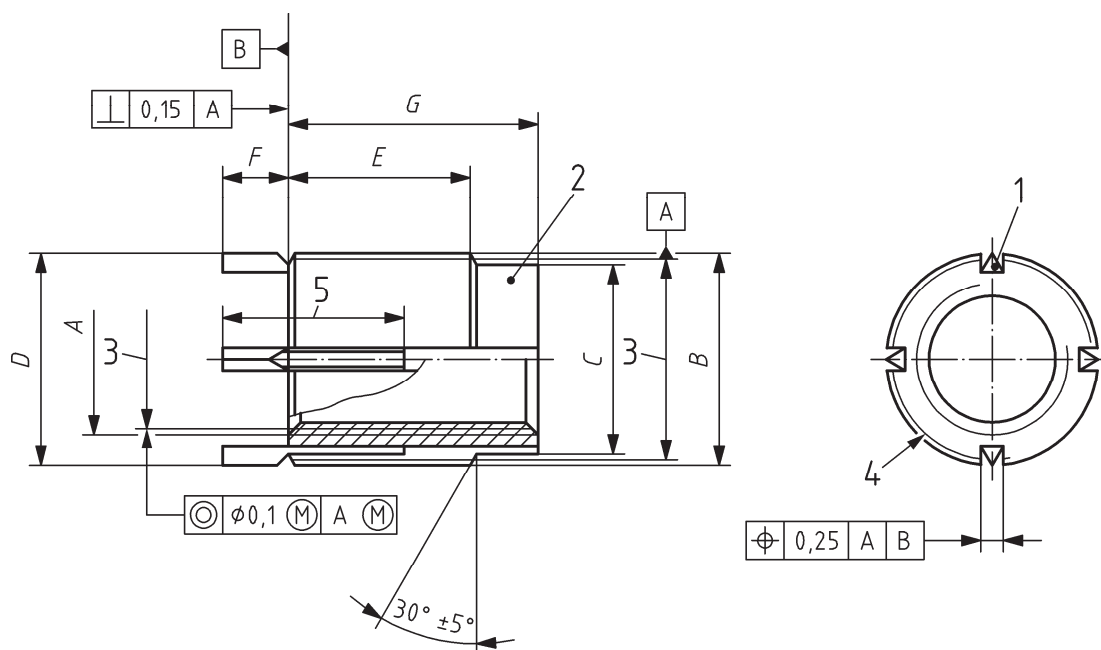
### 4 Insert definition

See Figure 1.



Values apply after silver plating.

Remove sharp edges 0,1 mm to 0,4 mm.



#### Key

- 1  $N$  keys equally spaced
- 2 form out-of-round in this area to achieve the self-locking requirement. Mark of tools allowed.
- 3 pitch diameters
- 4 marking area or on keys left to producer's option
- 5 total length of the key shall not exceed  $E$  min. Dimensions and location of keys shall meet EN 4623 requirements.

Details of form not stated are left to the producer's discretion.

Figure 1

#### 4.1 Normal size insert

See Table 1.



Table 1

<i>A</i> Internal thread <sup>a</sup>		<i>B</i> External thread <sup>b</sup>	<i>C</i> <sup>c</sup> max.	<i>D</i> 0 - 0,2	<i>E</i> max.	<i>F</i> 0 - 0,2	<i>G</i> max.	<i>N</i>	Mass kg/1 000 parts ≈
Code	Designation	Designation							
050-0	MJ5x0,8-4H6H	MJ9x1-4h6h	7,5	9	5	4,35	8	2	2,3
060-0	MJ6x1-4H5H	MJ10x1-4h6h	8,5	10	6,5		10	2	3,4
070-0	MJ7x1-4H5H	MJ11x1-4h6h	9,5	11	8		11,5	2	4,5
080-0	MJ8x1-4H5H	MJ12x1-4h6h	10,5	12	9,5		13,5	4	5,9
100-0	MJ10x1,25-4H5H	MJ14x1-4h6h	12,5	14	12		16,5	4	9,2
<sup>a</sup> In accordance with ISO 5855-2. <sup>b</sup> In accordance with ISO 5855-1. <sup>c</sup> After deformation.									

## 4.2 First repair size insert

See Table 2.

Table 2

<i>A</i> Internal thread <sup>a</sup>		<i>B</i> External thread <sup>b</sup>	<i>C</i> <sup>c</sup> max.	<i>D</i> 0 - 0,2	<i>E</i> max.	<i>F</i> 0 - 0,2	<i>G</i> max.	<i>N</i>	Mass kg/1 000 parts ≈
Code	Designation	Designation							
050-1	MJ5x0,8-4H6H	MJ10x1-4h6h	7,5	10	5	4,35	8	2	2,8
060-1	MJ6x1-4H5H	MJ11x1-4h6h	8,5	11	6,5		10	2	4,2
070-1	MJ7x1-4H5H	MJ12x1-4h6h	9,5	12	8		11,5	2	5,6
080-1	MJ8x1-4H5H	MJS13x1-4h6h	10,5	13	9,5		13,5	4	7,4
100-1	MJ10x1,25-4H5H	MJ15x1-4h6h	12,5	15	12		16,5	4	11,3
<sup>a</sup> In accordance with ISO 5855-2. <sup>b</sup> In accordance with ISO 5855-1 except MJS13x1-4h6h thread which shall be in accordance with Table 4. <sup>c</sup> After deformation.									

### 4.3 Second repair size insert

See Table 3.

**Table 3**

<i>A</i> Internal thread <sup>a</sup>		<i>B</i> External thread <sup>b</sup>	<i>C</i> <sup>c</sup>	<i>D</i>	<i>E</i>	<i>F</i>	<i>G</i>	<i>N</i>	Mass kg/1 000 parts ≈
Code	Designation	Designation	max.	0 - 0,2	max.	0 - 0,2	max.		
050-2	MJ5x0,8-4H6H	MJ11x1-4h6h	7,5	11	5	4,35	8	2	3,5
060-2	MJ6x1-4H5H	MJ12x1-4h6h	8,5	12	6,5		10	2	5,1
070-2	MJ7x1-4H5H	MJS13x1-4h6h	9,5	14	8		11,5	2	6,8
080-2	MJ8x1-4H5H	MJ14x1-4h6h	10,5	15	9,5		13,5	4	8,9
100-2	MJ10x1,25-4H5H	MJ16x1-4h6h	12,5	16	12		16,5	4	13,6

<sup>a</sup> In accordance with ISO 5855-2.  
<sup>b</sup> In accordance with ISO 5855-1 except MJS13x1-4h6h thread which shall be in accordance with Table 4.  
<sup>c</sup> After deformation.

### 4.4 Special thread dimensions

See Table 4.

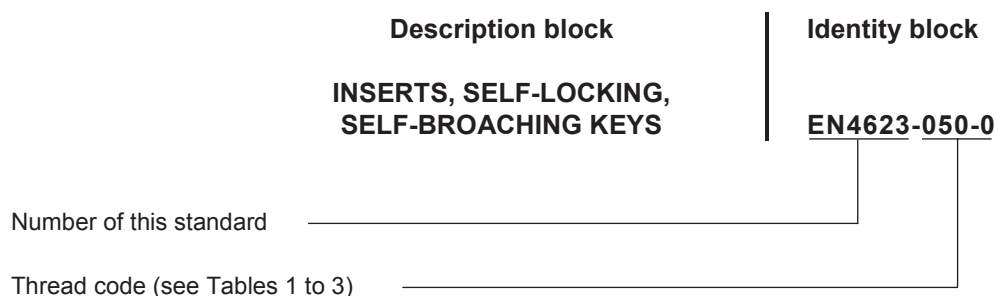
**Table 4**

External thread <sup>a</sup>	Major diameter		Pitch diameter		Minor diameter		Root radius	
	max.	min.	max.	min.	max.	min.	max.	min.
MJS13×1-4h6h	13	12,888	12,350	12,275	11,845	11,709	0,18	0,15

<sup>a</sup> Profile in accordance with ISO 5855-1.

## 5 Designation

EXAMPLE



NOTE 1 The last digit corresponds to:  
Oversize code:  
0 = Normal size;  
1 = First repair size;  
2 = Second repair size.

NOTE 2 If necessary, the code I9005 shall be placed between the description block and the identity block.

## 6 Marking and identification

EN 2424:2008, style F.

Manufacturers' identification marks in accordance with the list for special identification marks in TR 3198.

## 7 Technical specification

EN 4621.

---

## BSI - British Standards Institution

BSI is the independent national body responsible for preparing British Standards. It presents the UK view on standards in Europe and at the international level. It is incorporated by Royal Charter.

### Revisions

British Standards are updated by amendment or revision. Users of British Standards should make sure that they possess the latest amendments or editions.

It is the constant aim of BSI to improve the quality of our products and services. We would be grateful if anyone finding an inaccuracy or ambiguity while using this British Standard would inform the Secretary of the technical committee responsible, the identity of which can be found on the inside front cover. Tel: +44 (0)20 8996 9000. Fax: +44 (0)20 8996 7400.

BSI offers members an individual updating service called PLUS which ensures that subscribers automatically receive the latest editions of standards.

### Buying standards

Orders for all BSI, international and foreign standards publications should be addressed to Customer Services. Tel: +44 (0)20 8996 9001. Fax: +44 (0)20 8996 7001 Email: [orders@bsigroup.com](mailto:orders@bsigroup.com) You may also buy directly using a debit/credit card from the BSI Shop on the Website <http://www.bsigroup.com/shop>

In response to orders for international standards, it is BSI policy to supply the BSI implementation of those that have been published as British Standards, unless otherwise requested.

### Information on standards

BSI provides a wide range of information on national, European and international standards through its Library and its Technical Help to Exporters Service. Various BSI electronic information services are also available which give details on all its products and services. Contact Information Centre. Tel: +44 (0)20 8996 7111 Fax: +44 (0)20 8996 7048 Email: [info@bsigroup.com](mailto:info@bsigroup.com)

Subscribing members of BSI are kept up to date with standards developments and receive substantial discounts on the purchase price of standards. For details of these and other benefits contact Membership Administration. Tel: +44 (0)20 8996 7002 Fax: +44 (0)20 8996 7001 Email: [membership@bsigroup.com](mailto:membership@bsigroup.com)

Information regarding online access to British Standards via British Standards Online can be found at <http://www.bsigroup.com/BSOL>

Further information about BSI is available on the BSI website at <http://www.bsigroup.com>.

### Copyright

Copyright subsists in all BSI publications. BSI also holds the copyright, in the UK, of the publications of the international standardization bodies. Except as permitted under the Copyright, Designs and Patents Act 1988 no extract may be reproduced, stored in a retrieval system or transmitted in any form or by any means – electronic, photocopying, recording or otherwise – without prior written permission from BSI.

This does not preclude the free use, in the course of implementing the standard, of necessary details such as symbols, and size, type or grade designations. If these details are to be used for any other purpose than implementation then the prior written permission of BSI must be obtained.

Details and advice can be obtained from the Copyright and Licensing Manager. Tel: +44 (0)20 8996 7070 Email: [copyright@bsigroup.com](mailto:copyright@bsigroup.com)

BSI Group  
Headquarters 389  
Chiswick High Road,  
London, W4 4AL, UK  
Tel +44 (0)20 8996 9001  
Fax +44 (0)20 8996 7001  
[www.bsigroup.com/  
standards](http://www.bsigroup.com/standards)