



BSI Standards Publication

Aerospace series — Connectors, optical, circular, single and multipin, coupled by triple start threaded ring — Flush contacts

Part 101: Optical contact for EN 4641
multimode cable -55 °C to 125 °C —
Product standard

National foreword

This British Standard is the UK implementation of EN 4531-101:2016. It supersedes BS EN 4531-101:2012 which is withdrawn.

The UK participation in its preparation was entrusted to Technical Committee ACE/6, Aerospace avionic electrical and fibre optic technology.

A list of organizations represented on this committee can be obtained on request to its secretary.

This publication does not purport to include all the necessary provisions of a contract. Users are responsible for its correct application.

© The British Standards Institution 2016.
Published by BSI Standards Limited 2016

ISBN 978 0 580 89607 1

ICS 49.060

Compliance with a British Standard cannot confer immunity from legal obligations.

This British Standard was published under the authority of the Standards Policy and Strategy Committee on 31 January 2016.

Amendments/corrigenda issued since publication

Date	Text affected
------	---------------

EUROPEAN STANDARD

EN 4531-101

NORME EUROPÉENNE

EUROPÄISCHE NORM

January 2016

ICS 49.060

Supersedes EN 4531-101:2012

English Version

Aerospace series - Connectors, optical, circular, single and multipin, coupled by triple start threaded ring - Flush contacts - Part 101: Optical contact for EN 4641 multimode cable -55 °C to 125 °C - Product standard

Série aérospatiale - Connecteurs optiques circulaires à accouplement par bague fileté à trois filets - Contacts affleurants - Partie 101: Contact optique pour câble multimode EN 4641 -55 °C à 125 °C - Norme de produit

Luft- und Raumfahrt - Optische Rundsteckverbinder mit dreigängiger Schraubkupplung - Bündige Kontakte - Teil 101: Optischer Kontakt für EN 4641-Multimodekabel, -55 °C bis 125 °C - Produktnorm

This European Standard was approved by CEN on 8 June 2015.

CEN members are bound to comply with the CEN/CENELEC Internal Regulations which stipulate the conditions for giving this European Standard the status of a national standard without any alteration. Up-to-date lists and bibliographical references concerning such national standards may be obtained on application to the CEN-CENELEC Management Centre or to any CEN member.

This European Standard exists in three official versions (English, French, German). A version in any other language made by translation under the responsibility of a CEN member into its own language and notified to the CEN-CENELEC Management Centre has the same status as the official versions.

CEN members are the national standards bodies of Austria, Belgium, Bulgaria, Croatia, Cyprus, Czech Republic, Denmark, Estonia, Finland, Former Yugoslav Republic of Macedonia, France, Germany, Greece, Hungary, Iceland, Ireland, Italy, Latvia, Lithuania, Luxembourg, Malta, Netherlands, Norway, Poland, Portugal, Romania, Slovakia, Slovenia, Spain, Sweden, Switzerland, Turkey and United Kingdom.



EUROPEAN COMMITTEE FOR STANDARDIZATION
COMITÉ EUROPÉEN DE NORMALISATION
EUROPÄISCHES KOMITEE FÜR NORMUNG

CEN-CENELEC Management Centre: Avenue Marnix 17, B-1000 Brussels

Contents

	Page
European Foreword.....	3
1 Scope.....	4
2 Normative references.....	4
3 Termini dimensions.....	5
4 General dimensions of the optical termini	6
4.1 Contact dimension and mass	6
4.2 Boot dimension.....	7
4.3 Material.....	7
5 Technical specification.....	8
6 Tests according to EN 2591-100	8
7 Cleaning instructions.....	9
8 Tooling	9
9 Termination instructions.....	10
10 Designation.....	10
Bibliography.....	11

European Foreword

This document (EN 4531-101:2016) has been prepared by the Aerospace and Defence Industries Association of Europe - Standardization (ASD-STAN).

After enquiries and votes carried out in accordance with the rules of this Association, this Standard has received the approval of the National Associations and the Official Services of the member countries of ASD, prior to its presentation to CEN.

This European Standard shall be given the status of a national standard, either by publication of an identical text or by endorsement, at the latest by July 2016, and conflicting national standards shall be withdrawn at the latest by July 2016.

This document supersedes EN 4531-101:2012.

Attention is drawn to the possibility that some of the elements of this document may be the subject of patent rights. CEN [and/or CENELEC] shall not be held responsible for identifying any or all such patent rights.

According to the CEN-CENELEC Internal Regulations, the national standards organizations of the following countries are bound to implement this European Standard: Austria, Belgium, Bulgaria, Croatia, Cyprus, Czech Republic, Denmark, Estonia, Finland, Former Yugoslav Republic of Macedonia, France, Germany, Greece, Hungary, Iceland, Ireland, Italy, Latvia, Lithuania, Luxembourg, Malta, Netherlands, Norway, Poland, Portugal, Romania, Slovakia, Slovenia, Spain, Sweden, Switzerland, Turkey and the United Kingdom.

1 Scope

This standard defines the performance and dimensions of optical PC profiled contact for multimode 62,5 micrometres/125 micrometres or 50 micrometres/125 micrometres fibre and $(1,8 \pm 0,1)$ mm diameter cable.

2 Normative references

The following documents, in whole or in part, are normatively referenced in this document and are indispensable for its application. For dated references, only the edition cited applies. For undated references, the latest edition of the referenced document (including any amendments) applies.

EN 2591 (all parts), *Aerospace series — Elements of electrical and optical connection — Test methods*

EN 4531-001, *Aerospace series — Connectors, optical, circular, single and multipin, coupled by triple start threaded ring — Flush contacts — Part 001: Technical specification*

EN 4533 (all parts), *Aerospace series — Fibre optic systems — Handbook*

EN 4641 (all parts), *Aerospace series — Cables, optical, 125 μ m diameter cladding*

TR 4646, *Aerospace series — Termination procedure for EN 4531 optical contact* ¹⁾

MIL-I-81969/8-10, *Installing and removal tools, connector electrical contact, types I and II, class 2, composition A* ²⁾

¹⁾ Published as ASD-STAN Technical Report at the date of publication of this European Standard (<http://www.asd-stan.org/>)

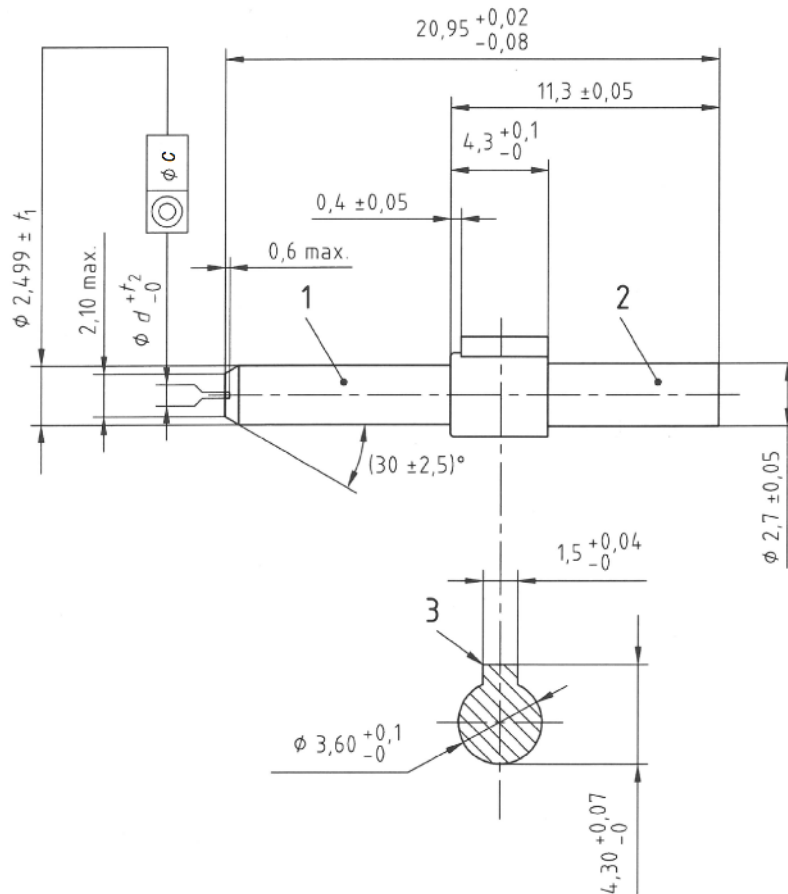
²⁾ Published by: DoD National (US) Mil. Department of Defense <http://www.defenselink.mil/>

3 Termini dimensions

See Figure 1.

Dimensions and tolerances are in millimetres.

Dimensions of t_1 , t_2 , c and d of Figure 1 are detailed Table 1.



Key

- 1 ferrule
- 2 flange
- 3 chamfer or radius = 0,05 min./0,2 max.

Figure 1

Table 1

EN 4531-	Cable	Optical fibre type micrometre	Outer diameter mm	c μm	d μm	t_1 μm	t_2 μm
101	EN 4641-xxx	62,5/125 or 50/125	$1,8 \pm 0,1$	3	127	1	3

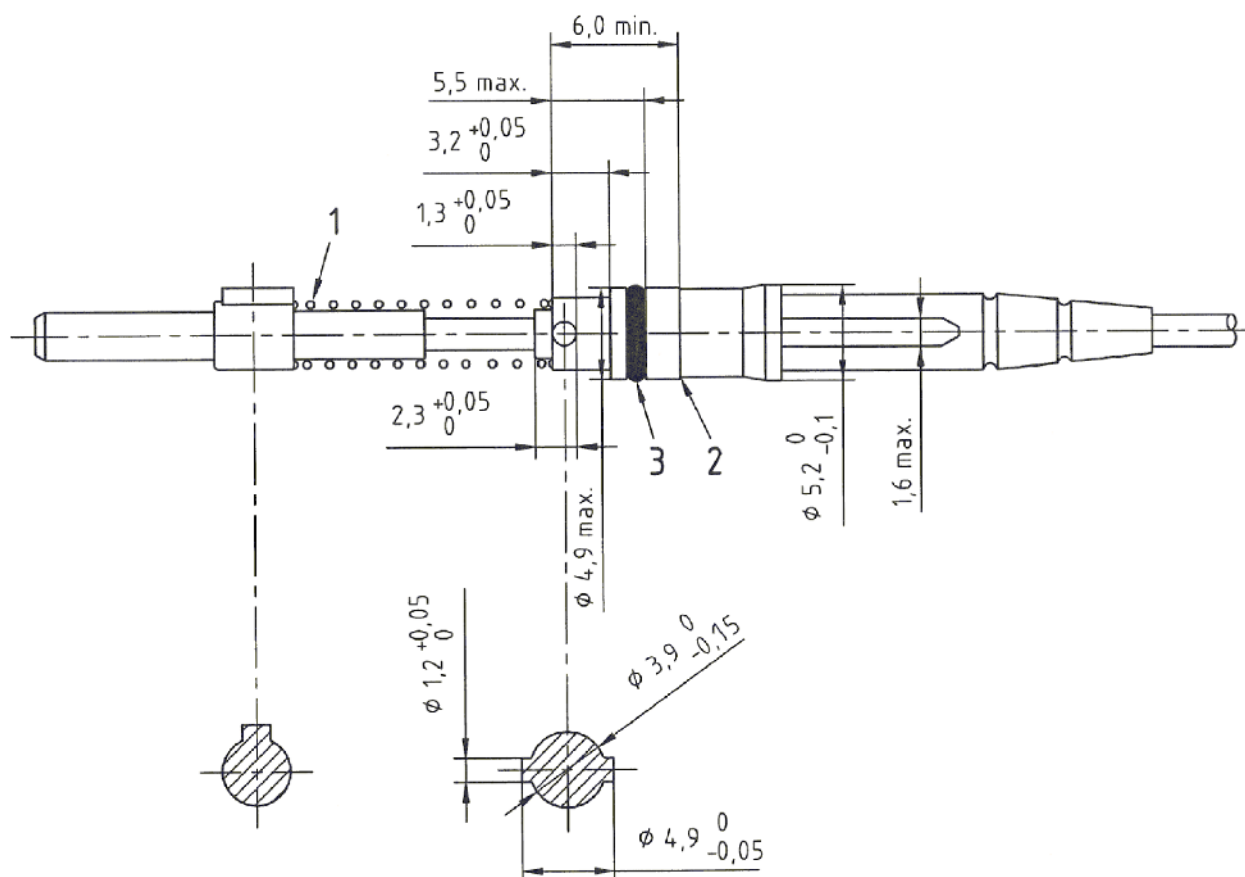
4 General dimensions of the optical termini

4.1 Contact dimension and mass

See Figure 2.

Dimensions and tolerances are in millimetres.

Mass of the contact: 1,5 g maximum.



Key

- 1 spring force when spring length is 13,5 mm = 9 N min.
 When spring length is 8,5 mm, spring force shall be between 13 N and 15 N
 Spring is never compressed to joined coils
- 2 beginning of bending
- 3 o-ring

Figure 2

4.2 Boot dimension

4.2.1 Long version

See Figure 3 and Table 2.

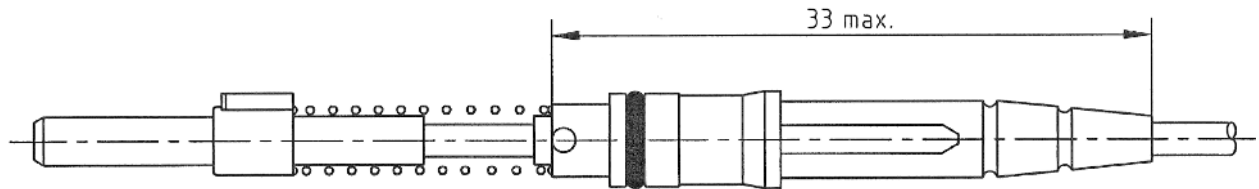


Figure 3

4.2.2 Short version

See Figure 4 and Table 2.

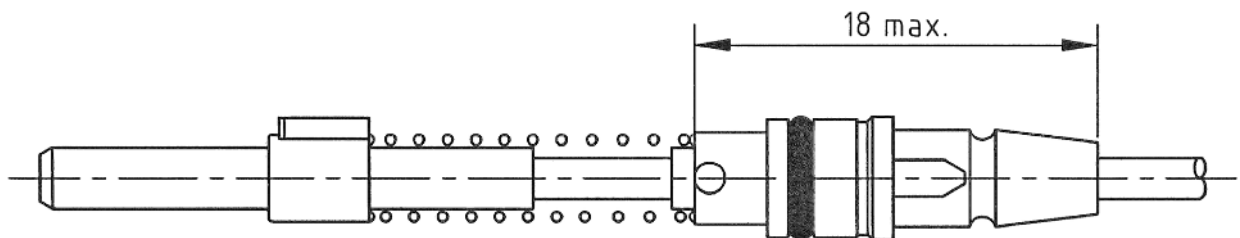


Figure 4

Table 2

	Boot code	Boot colour
Long boot	L	Blue
Short boot	S	Blue

4.3 Material

See Table 3.

Table 3

Flange material	Code
Composite	C
Metal	M

Ferrule material: Zirconia ($Zr O_2$)

5 Technical specification

This component is qualified as part of a complete connector assembly when tested to the qualification requirements of EN 4531-001 and the applicable product standards.

6 Tests according to EN 2591-100

The tests of EN 2591-100, applicable in the context of this standard as well as the details necessary for implementing them and for inspecting connector characteristics, are given in Table 4.

Environmental tests are specified in EN 4531-001.

These tests shall be carried out without cable outlet.

Table 4

EN 2591-	Designation of the test	Details
102	Examination of dimensions and mass	Applicable
6301	Optical elements - Endurance at temperature	1 000 h at 125 °C
6305	Optical elements - Rapid change of temperature	10 cycles. $T_A = 125\text{ °C}$. $T_B = -65\text{ °C}$.
6307	Optical elements - Salt mist	Contact wired - Duration 48 h
311	Low air pressure	Not applicable.
312	Air leakage	Test performed on non-hermetic connectors. Method B - Differential pressure: 100 kPa. Maximum leakage: $16 \times 10^{-6}\text{ m}^3/\text{h}$. and Method A - Differential pressure: minimum 40 kPa during 2 (two) h, maximum leakage flow: $16\text{ cm}^3/\text{h}$.
6314	Optical elements - Immersion at low air pressure	Connector mated
6316	Optical elements - Ozone resistance	Not applicable.
6405	Optical elements - Axial load	100 N maintained for 1 (one) min, 3 (three) cycles.
6406	Optical elements - Mechanical endurance	500 mating/unmating cycles 4 (four) to 5 (five) cycles/min Inspection and cleaning of contact end face every 20 cycles.
407	Durability of contact retention system and seals (maintenance ageing)	Applicable. EN 2591-601 initial and final : Δ insertion loss < 0,1 dB

EN 2591-	Designation of the test	Details
601	Optical elements - Insertion loss	For the pair, after termination: <u>At 25 °C</u> : insertion loss $\leq 0,3$ dB maximum for 95 % of the samples (statistic approach), i.e. minimum 19 samples with insertion loss $\leq 0,3$ dB for the total of 21 optical cords of the 3 (three) groups. <u>For all environmental conditions</u> : insertion loss $\leq 0,7$ dB maximum for all samples, i.e. insertion loss $\leq 0,7$ dB for the 21 optical cords.
602	Optical elements - Variation of attenuation and optical discontinuity	Method A, insertion loss maximum = 0,7 dB
604	Optical elements - Cleaning capability of optical face	Applicable.
605	Optical elements - Return loss	Return loss: 21 dB minimum
607	Optical elements - Immunity to ambient light coupling	Not applicable.
609	Optical elements - Effectiveness of cable attachment - Cable cyclic flexing	Method C: 100 cycles at a load of 5 N Pendulum length: 350 mm Pivoted at extremity of the boot.
610	Optical elements - Effectiveness of cable attachment - Cable pulling	Method B: 111 N tensile load, 1 (one) mn, 3 (three) pulls
611	Optical elements - Effectiveness of cable attachment - Cable torsion	100 cycles at a load of 40 N
612	Optical elements - Effectiveness of cable attachment - Cable axial compression	Compression force of 10 N for 2 (two) mn
613	Optical elements - Impact test	Variation of insertion loss 0,25 dB maximum after test
615	Optical elements - Connection integrity at temperature	Not applicable.
617	Optical elements - Temperature cycling	Not applicable.

7 Cleaning instructions

The contacts shall be cleaned as per EN 4533-004.

8 Tooling

No tools required for insertion/extraction of the optical contact. The optical contact is inserted/extracted by hand from the rear of the connector.

The standard tool as per MIL-I-81969/8-10 standard (P/N for size 12) may be used.

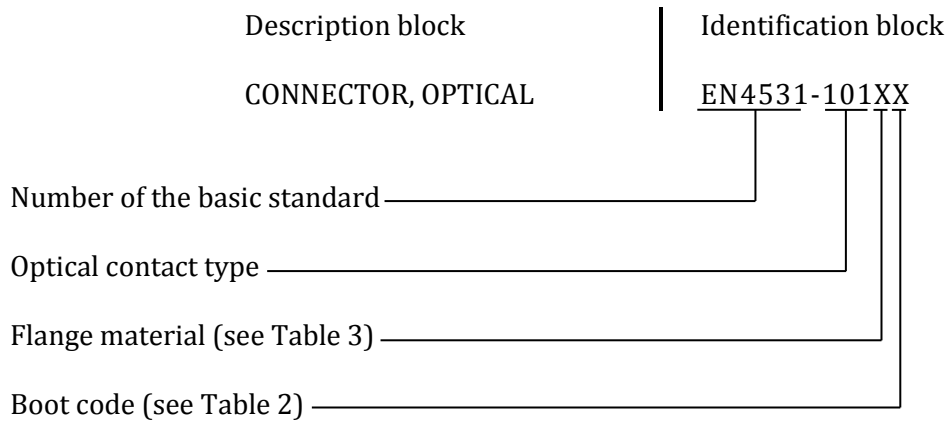
9 Termination instructions

Termination instructions are detailed in TR 4646.

See handbook EN 4533 for details.

10 Designation

EXAMPLE



Bibliography

- [1] EN 4531-002, *Aerospace series — Connectors, optical, circular, single and multipin, coupled by triple start threaded ring — Flush contacts — Part 002: Specification of performance and contact arrangements*

British Standards Institution (BSI)

BSI is the national body responsible for preparing British Standards and other standards-related publications, information and services.

BSI is incorporated by Royal Charter. British Standards and other standardization products are published by BSI Standards Limited.

About us

We bring together business, industry, government, consumers, innovators and others to shape their combined experience and expertise into standards-based solutions.

The knowledge embodied in our standards has been carefully assembled in a dependable format and refined through our open consultation process. Organizations of all sizes and across all sectors choose standards to help them achieve their goals.

Information on standards

We can provide you with the knowledge that your organization needs to succeed. Find out more about British Standards by visiting our website at bsigroup.com/standards or contacting our Customer Services team or Knowledge Centre.

Buying standards

You can buy and download PDF versions of BSI publications, including British and adopted European and international standards, through our website at bsigroup.com/shop, where hard copies can also be purchased.

If you need international and foreign standards from other Standards Development Organizations, hard copies can be ordered from our Customer Services team.

Subscriptions

Our range of subscription services are designed to make using standards easier for you. For further information on our subscription products go to bsigroup.com/subscriptions.

With **British Standards Online (BSOL)** you'll have instant access to over 55,000 British and adopted European and international standards from your desktop. It's available 24/7 and is refreshed daily so you'll always be up to date.

You can keep in touch with standards developments and receive substantial discounts on the purchase price of standards, both in single copy and subscription format, by becoming a **BSI Subscribing Member**.

PLUS is an updating service exclusive to BSI Subscribing Members. You will automatically receive the latest hard copy of your standards when they're revised or replaced.

To find out more about becoming a BSI Subscribing Member and the benefits of membership, please visit bsigroup.com/shop.

With a **Multi-User Network Licence (MUNL)** you are able to host standards publications on your intranet. Licences can cover as few or as many users as you wish. With updates supplied as soon as they're available, you can be sure your documentation is current. For further information, email bsmusales@bsigroup.com.

Revisions

Our British Standards and other publications are updated by amendment or revision.

We continually improve the quality of our products and services to benefit your business. If you find an inaccuracy or ambiguity within a British Standard or other BSI publication please inform the Knowledge Centre.

Copyright

All the data, software and documentation set out in all British Standards and other BSI publications are the property of and copyrighted by BSI, or some person or entity that owns copyright in the information used (such as the international standardization bodies) and has formally licensed such information to BSI for commercial publication and use. Except as permitted under the Copyright, Designs and Patents Act 1988 no extract may be reproduced, stored in a retrieval system or transmitted in any form or by any means – electronic, photocopying, recording or otherwise – without prior written permission from BSI. Details and advice can be obtained from the Copyright & Licensing Department.

Useful Contacts:

Customer Services

Tel: +44 845 086 9001

Email (orders): orders@bsigroup.com

Email (enquiries): cservices@bsigroup.com

Subscriptions

Tel: +44 845 086 9001

Email: subscriptions@bsigroup.com

Knowledge Centre

Tel: +44 20 8996 7004

Email: knowledgecentre@bsigroup.com

Copyright & Licensing

Tel: +44 20 8996 7070

Email: copyright@bsigroup.com

BSI Group Headquarters

389 Chiswick High Road London W4 4AL UK

