



BSI Standards Publication

# Health and safety in welding and allied processes — Transparent welding curtains, strips and screens for arc welding processes

NO COPYING WITHOUT BSI PERMISSION EXCEPT AS PERMITTED BY COPYRIGHT LAW

*raising standards worldwide*<sup>TM</sup>

Copyright British Standards Institution  
Provided by IHS under license with BSI - Uncontrolled Copy  
No reproduction or networking permitted without license from IHS

Not for Resale

### National foreword

This British Standard is the UK implementation of EN 1598:2011. It supersedes BS EN 1598:1998 which is withdrawn.

The UK participation in its preparation was entrusted to Technical Committee WEE/40, Health and safety in welding.

A list of organizations represented on this committee can be obtained on request to its secretary.

This publication does not purport to include all the necessary provisions of a contract. Users are responsible for its correct application.

© BSI 2011

ISBN 978 0 580 65627 9

ICS 13.340.99; 25.160.10

**Compliance with a British Standard cannot confer immunity from legal obligations.**

This British Standard was published under the authority of the Standards Policy and Strategy Committee on 31 October 2011.

### Amendments issued since publication

Date	Text affected
------	---------------

---

EUROPEAN STANDARD

**EN 1598**

NORME EUROPÉENNE

EUROPÄISCHE NORM

September 2011

ICS 13.340.99

Supersedes EN 1598:1997

English Version

## Health and safety in welding and allied processes - Transparent welding curtains, strips and screens for arc welding processes

Hygiène et sécurité en soudage et techniques connexes -  
Rideaux, lanières et écrans transparents pour les procédés  
de soudage à l'arc

Arbeits- und Gesundheitsschutz beim Schweißen und bei  
verwandten Verfahren - Durchsichtige Schweißvorhänge, -  
streifen und -abschirmungen für  
Lichtbogenschweißprozesse

This European Standard was approved by CEN on 20 August 2011.

CEN members are bound to comply with the CEN/CENELEC Internal Regulations which stipulate the conditions for giving this European Standard the status of a national standard without any alteration. Up-to-date lists and bibliographical references concerning such national standards may be obtained on application to the CEN-CENELEC Management Centre or to any CEN member.

This European Standard exists in three official versions (English, French, German). A version in any other language made by translation under the responsibility of a CEN member into its own language and notified to the CEN-CENELEC Management Centre has the same status as the official versions.

CEN members are the national standards bodies of Austria, Belgium, Bulgaria, Croatia, Cyprus, Czech Republic, Denmark, Estonia, Finland, France, Germany, Greece, Hungary, Iceland, Ireland, Italy, Latvia, Lithuania, Luxembourg, Malta, Netherlands, Norway, Poland, Portugal, Romania, Slovakia, Slovenia, Spain, Sweden, Switzerland and United Kingdom.



EUROPEAN COMMITTEE FOR STANDARDIZATION  
COMITÉ EUROPÉEN DE NORMALISATION  
EUROPÄISCHES KOMITEE FÜR NORMUNG

**Management Centre: Avenue Marnix 17, B-1000 Brussels**

© 2011 CEN All rights of exploitation in any form and by any means reserved  
worldwide for CEN national Members.

Ref. No. EN 1598:2011: E



## Foreword

This document (EN 1598:2011) has been prepared by Technical Committee CEN/TC 121 "Welding", the secretariat of which is held by DIN.

This European Standard shall be given the status of a national standard, either by publication of an identical text or by endorsement, at the latest by March 2012, and conflicting national standards shall be withdrawn at the latest by March 2012.

Attention is drawn to the possibility that some of the elements of this document may be the subject of patent rights. CEN [and/or CENELEC] shall not be held responsible for identifying any or all such patent rights.

This document supersedes EN 1598:1997.

The significant changes from EN 1598:1997 as impacted by EN 1598:1997/A1:2001 are as follows:

- a) the time of ignition resistance was enlarged;
- b) a test for eyelet strength was added.

According to the CEN/CENELEC Internal Regulations, the national standards organizations of the following countries are bound to implement this European Standard: Austria, Belgium, Bulgaria, Croatia, Cyprus, Czech Republic, Denmark, Estonia, Finland, France, Germany, Greece, Hungary, Iceland, Ireland, Italy, Latvia, Lithuania, Luxembourg, Malta, Netherlands, Norway, Poland, Portugal, Romania, Slovakia, Slovenia, Spain, Sweden, Switzerland and the United Kingdom.

© 2011 British Standards Institution

## 1 Scope

This European Standard specifies safety requirements for transparent welding curtains, strips and screens to be used for shielding of work places from their surroundings where arc welding processes are used. They are designed to protect people who are not involved in the welding process from hazardous radiant emissions from welding arcs and spatter.

Welding curtains, strips and screens specified in this standard are not intended to replace welding filters. For intentional viewing of welding arcs other means of protection shall be used.

The present standard is not applicable for welding processes where laser radiation is used.

NOTE Darker welding curtains or screens should be used for mutual separation of adjacent work places for reasons of comfort.

## 2 Normative references

The following referenced documents are indispensable for the application of this document. For dated references, only the edition cited applies. For undated references, the latest edition of the referenced document (including any amendments) applies.

EN 165:2005, *Personal eye-protection — Vocabulary*

EN 167, *Personal eye-protection — Optical test methods*

EN 168, *Personal eye-protection — Non-optical test methods*

EN ISO 11664-2, *Colorimetry — Part 2: CIE standard illuminants (ISO 11664-2:2007)*

## 3 Terms and definitions

For the purposes of this document, the terms and definitions given in EN 165:2005 and the following apply.

**3.1 transparent**  
welding curtains, strips and screens that admit visibility to the working place without implying to be glass clear

## 4 Requirements

### 4.1 General

For transparent welding curtains, strips and screens consisting of different materials all requirements for the whole material combination shall be met.

For optical test methods see EN 167.

After preparation, the test specimens shall be maintained at a temperature of  $(23 \pm 5)$  °C and relative humidity of  $(65 \pm 10)$  % for a minimum of 16 h before testing.

## 4.2 Transmittance

The luminous transmittance  $r$ , based on the spectral distribution of CIE standard illuminant A according to EN 165 shall be greater than 0,000 1 %; scattered light diffused within 1° to the direction of the incident radiation shall be included in the measurement.

The spectral transmittance in the wavelength range between 210 nm and 313 nm shall be less than 0,002 %, in the wavelength range between 313 nm and 400 nm less than 3 %.

In the wavelength range from 400 nm to 1 400 nm the hazard level  $G$  shall be less than 1.

The hazard level is defined by:

$$G = \frac{1}{1\,000\text{ nm}} \sum_{\lambda_i = 400\text{ nm}}^{1\,400\text{ nm}} G(\lambda_i) \cdot \tau(\lambda_i) \cdot \Delta\lambda \quad (1)$$

where

$\lambda_i$  is the wavelength;

$\tau(\lambda_i)$  is the spectral transmittance of the wavelength  $\lambda_i$ ;

$\Delta\lambda$  is the wavelength step for the summation, and

$G(\lambda_i)$  is the spectral risk factor at the wavelength  $\lambda_i$ .

The values of the individual risk factors:

$$g(\lambda_i) = \frac{G(\lambda_i)}{1\,000} \quad (2)$$

are given for  $\Delta\lambda = 10$  nm in Table 1. If a larger step width is used (e.g. 20 nm) the intermediate values can be omitted. For other wavelengths the risk factors may be calculated from Equation (3)

$$g(\lambda_i) = \begin{cases} 2,25 - 0,003\,75 \cdot \lambda & \text{for } \lambda < 600\text{ nm} \\ 0,001\,5 & \text{for } \lambda \geq 600\text{ nm} \end{cases} \quad (3)$$

In Equation (3), the wavelength,  $\lambda_i$ , shall be inserted in nm.

**Table 1 — Wavelength dependence of the risk factor**

Wavelength, $\lambda_i$ , in nm	risk factor $g(\lambda_i)$
400	0,750 0
410	0,712 5
420	0,675 0
430	0,637 5
440	0,600 0
450	0,562 5
460	0,525 0
470	0,487 5
480	0,450 0
490	0,412 5
500	0,375 0
510	0,337 5
520	0,300 0
530	0,262 5
540	0,225 0
550	0,187 5
560	0,150 0
570	0,112 5
580	0,075 0
590	0,037 5
600 to 1 400	0,001 5

NOTE To separate close welding places it is recommended to use translucent welding curtains.

### 4.3 Reflectance

When measured with an Ulbricht sphere the spectral reflectance between 230 nm and 400 nm shall be less than 10 %. The luminous reflectance shall be less than 10 % (based on the spectral distribution of CIE standard illuminant A according to EN ISO 11664-2).

### 4.4 UV-Stability

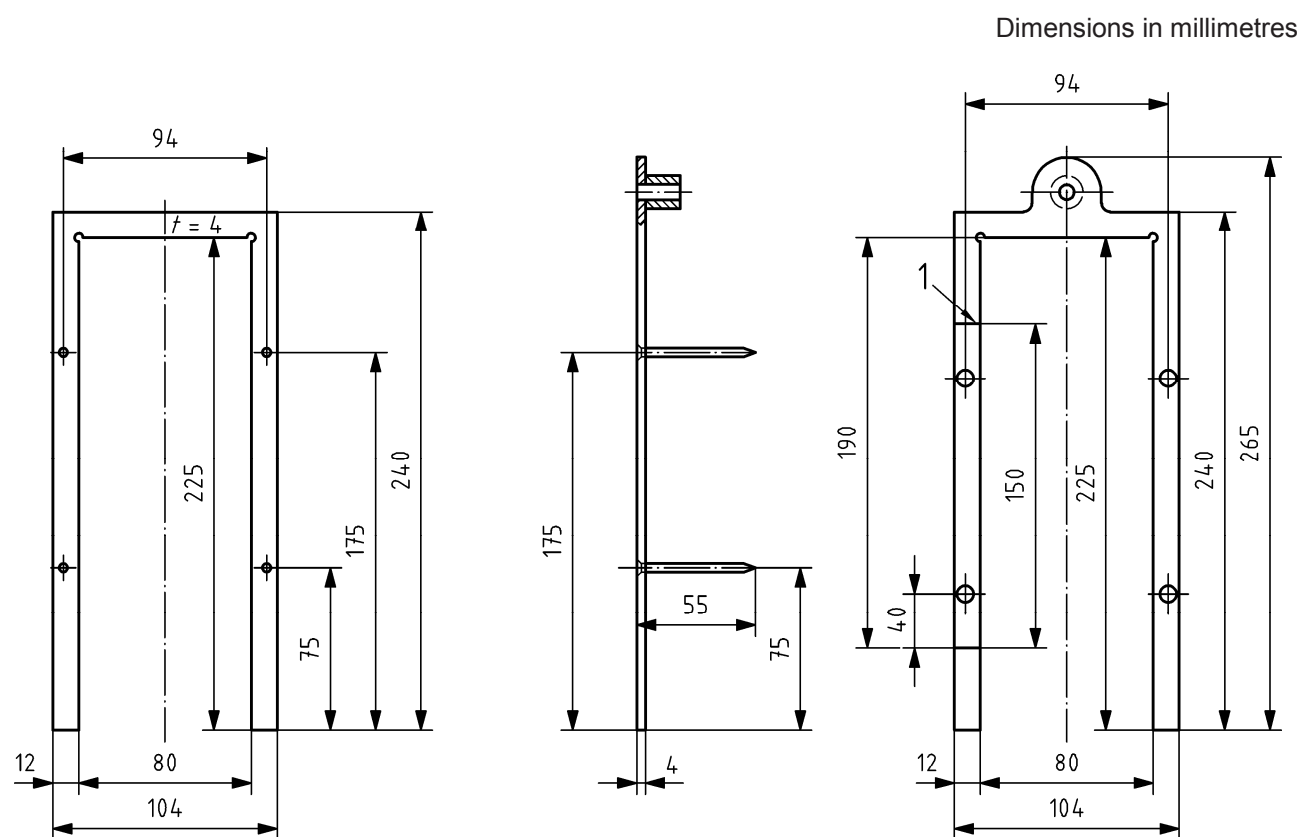
The relative change of the luminous transmittance due to the test in EN 168 shall not be greater than  $\pm 20$  %. Exceedance is allowed unless the level of danger G of 1 according to 4.2 is not reached or exceeded.

### 4.5 Resistance to ignition

4.5.1 Testing shall be done at  $(23 \pm 5)$  °C.



**4.5.2** 3 samples 190 mm long and 90 mm wide are cut from the welding curtain, strip or screen: the samples are put in the sample holder (see Figure 1). The lower end of the sample shall be 40 mm above the lower end of the sample holder.



**Key**

- 1 Test mark
- t* Thickness of sample holder

NOTE All dimensions have tolerances of  $\pm 0,1$  mm.

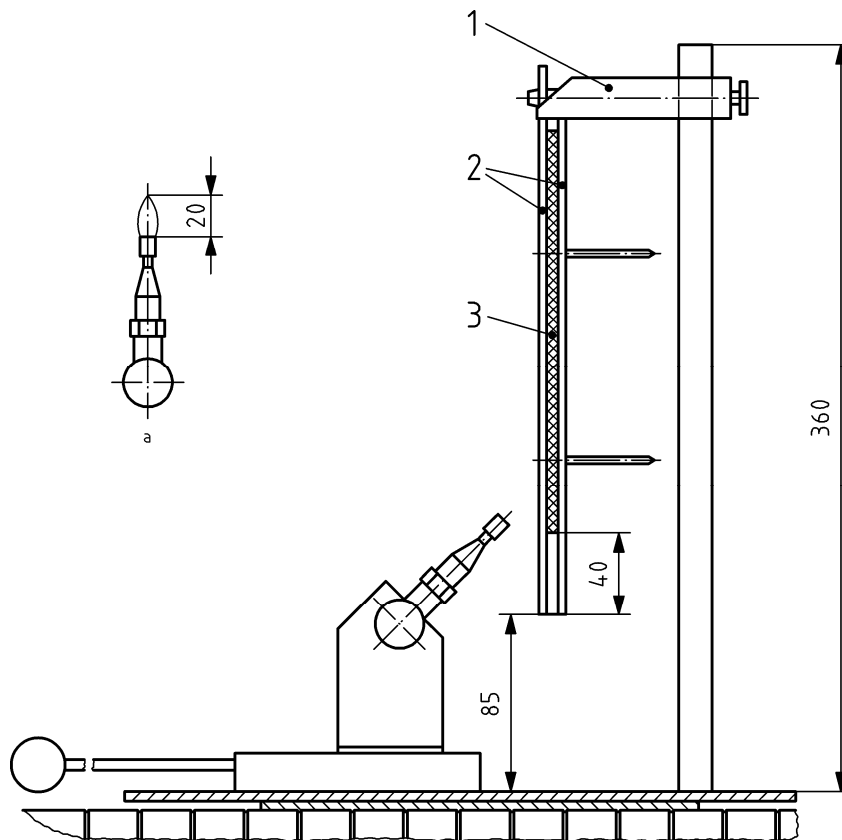
**Figure 1 — Sample holder**

**4.5.3** A propane burner having a flame height of 20 mm when put in upright position (see Figure 2) is used. The burner has to burn for at least 1 min. Then it is turned by an angle of  $45^\circ$ .

**4.5.4** The burner is directed at the bottom of the sample so that the tip of the flame hits the sample in the geometric centre of the lower edge. The surrounding area shall be free from draughts when the test is carried out (see Figure 2).

**4.5.5** After 15 s remove the burner and observe whether the flame self-extinguishes and the material ceases to glow within  $3_{-0,5}^0$  s. Then carry out a visual inspection to see if the flame has reached the test mark 150 mm above the lower end of the sample (see Figure 2).

Dimensions in millimetres



**Key**

- 1 Mounting device
- 2 Frame
- 3 Sample

<sup>a</sup> Position of the burner when setting the length of the flame

NOTE All dimensions have tolerances of  $\pm 0,1$  mm.

**Figure 2 — Burner and testing setup**

**4.5.6** The welding curtain, strip or screen material is considered to be satisfactory, if for all 3 samples:

- the flame does not reach the test mark with the burner in position;
- the flame self-extinguishes after removal of the burner;
- the material does not continue to glow for more than  $3_{-0,5}^0$  s after removal of the burner.

## 4.6 Eyelet strength

### 4.6.1 General

In case of the use of eyelets the described test specifies a method for assessing the seam and eyelet strength of welding curtains, strips and screens. Specimens of materials used for welding curtains, strips and screens have a weight suspended to them and any damage is noted.

### 4.6.2 Test apparatus

The following apparatus is required:

- a) Bench stand with an attached horizontal clamp to hold sheet material  $100^{+4}_{-6}$  mm wide evenly in its jaws and allowing the material to hang down freely. The stand shall have a metallic hook of circular cross-section of about 6 mm diameter to attach the sheet material by an eyelet. The stand shall allow to hang a sample freely by at least 600 mm.
- b) Minimum weight of 7 kg attached to a metallic hook of circular cross-section of about 6 mm diameter.
- c) Clamp as in Item a) but not attached to the stand, with a hole allowing to hang the weight from the clamp using the attached hook as in Item b).

### 4.6.3 Test specimen

- a) **Specimen 1:** The dimensions of the test specimen shall be  $100^{+4}_{-6}$  mm along the side containing the eyelet under test (if any) and parallel to the seam under test (if any). The other dimension is not critical and should be between 150 mm and 200 mm. If the sample has no eyelet it should be provided with a punched hole with a diameter of  $10 \text{ mm} \pm 1 \text{ mm}$  and  $25 \text{ mm} \pm 1 \text{ mm}$  short of the sides.
- b) **Specimen 2:** The dimensions of the test specimen shall be between 200 mm and 350 mm along the side containing two eyelets under test (if any), the eyelets should be  $25 \text{ mm} \pm 1 \text{ mm}$  short of the cutting edge, and parallel to the seam under test (if any). The other dimension is not critical and should be between 100 mm and 200 mm measured from the underside of the seam. If the sample has no eyelets it should be provided with two punched holes with a diameter of  $10 \text{ mm} \pm 1 \text{ mm}$  and  $25 \text{ mm} \pm 1 \text{ mm}$  short of three sides.
- c) **Specimen 3:** The dimension of the test specimen shall be 350 mm long and 100 mm wide, the sample should have no seams or eyelets.

### 4.6.4 Test procedure

The procedure shall be as follows:

- a) *Samples with one eyelet under test (specimen 1):* Attach the specimen to the hook on the stand using the eyelet. Attach the clamp at the lower end of the specimen and apply the weight gradually to the hook of the clamp. The weight shall be freely suspended for 1 min.
- b) *Samples with two eyelets under test (specimen 2):* Attach the specimen to the hook on the stand using one eyelet. Apply the weight gradually to the lower eyelet of the specimen using the attached hook. The weight shall be freely suspended for 1 min.
- c) *Samples with no eyelets under test (specimen 3):* Attach the specimen to the stand by using the clamp. Attach the other clamp to the lower end of the specimen and apply the weight gradually to the hook of this clamp. The weight shall be freely suspended for 1 min.

#### 4.6.5 Test report

Any tearing of a seam, tearing of an eyelet or removal of an eyelet shall be reported.

## 5 Marking

In order to be able to identify and use welding curtains, strips and screens as intended, they shall be permanently marked.

The marking shall be clearly visible with letters at least 10 mm high. The marking consists of the number of this standard, the certification mark (where applicable), the manufacturer's, distributor's or importer's name or trade mark, month and year of manufacturing.

## 6 Information for users

The manufacturer shall provide with each welding curtain, strip and screen at least the following information:

- a) name and address of the manufacturer, distributor or importer;
- b) number and year of publication of this standard;
- c) model identification;
- d) instructions for storage, use and maintenance, including a note that welding curtains, strips or screens with defects have to be replaced or repaired;
- e) specific instructions for cleaning;
- f) details of the fields of use, protection capabilities and performance characteristics, especially minimum distance of use;
- g) details of suitable accessories and spare parts and instructions for fitting.

## Bibliography

- [1] EN 169, *Personal eye-protection — Filters for welding and related techniques — Transmittance requirements and recommended use*
- [2] E. Sutter: *Die Schutzwirkung von Abschirmungen für Schweißarbeitsplätze*, Zbl. Arbeitmed. 42 (1992) 363-371
- [3] D. H. Sliney, E. Sutter: *Standards for transparent welding curtains*

NOTE The latter two articles give the background and the rationale for the use of a risk factor when evaluating transparent welding curtains.



XXXXXXXXXXXXXXXXXXXX

# British Standards Institution (BSI)

BSI is the independent national body responsible for preparing British Standards and other standards-related publications, information and services.

It presents the UK view on standards in Europe and at the international level.

It is incorporated by Royal Charter.

## Revisions

British Standards are updated by amendment or revision. Users of British Standards should make sure that they possess the latest amendments or editions.

It is the constant aim of BSI to improve the quality of our products and services. We would be grateful if anyone finding an inaccuracy or ambiguity while using this British Standard would inform the Secretary of the technical committee responsible, the identity of which can be found on the inside front cover.

**Tel: +44 (0)20 8996 9001 Fax: +44 (0)20 8996 7001**

BSI offers Members an individual updating service called PLUS which ensures that subscribers automatically receive the latest editions of standards.

**Tel: +44 (0)20 8996 7669 Fax: +44 (0)20 8996 7001**

**Email: [plus@bsigroup.com](mailto:plus@bsigroup.com)**

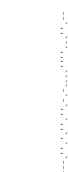
## Buying standards

You may buy PDF and hard copy versions of standards directly using a credit card from the BSI Shop on the website [www.bsigroup.com/shop](http://www.bsigroup.com/shop). In addition all orders for BSI, international and foreign standards publications can be addressed to BSI Customer Services.

**Tel: +44 (0)20 8996 9001 Fax: +44 (0)20 8996 7001**

**Email: [orders@bsigroup.com](mailto:orders@bsigroup.com)**

In response to orders for international standards, it is BSI policy to supply the BSI implementation of those that have been published as British Standards, unless otherwise requested.



## BSI Group Headquarters

389 Chiswick High Road London W4 4AL UK

Tel +44 (0)20 8996 9001

Fax +44 (0)20 8996 7001

[www.bsigroup.com/standards](http://www.bsigroup.com/standards)

*raising standards worldwide*<sup>™</sup>

Copyright British Standards Institution  
Provided by IHS under license with BSI - Uncontrolled Copy  
No reproduction or networking permitted without license from IHS

## Information on standards

BSI provides a wide range of information on national, European and international standards through its Knowledge Centre.

**Tel: +44 (0)20 8996 7004 Fax: +44 (0)20 8996 7005**

**Email: [knowledgecentre@bsigroup.com](mailto:knowledgecentre@bsigroup.com)**

Various BSI electronic information services are also available which give details on all its products and services.

**Tel: +44 (0)20 8996 7111 Fax: +44 (0)20 8996 7048**

**Email: [info@bsigroup.com](mailto:info@bsigroup.com)**

BSI Subscribing Members are kept up to date with standards developments and receive substantial discounts on the purchase price of standards. For details of these and other benefits contact Membership Administration.

**Tel: +44 (0)20 8996 7002 Fax: +44 (0)20 8996 7001**

**Email: [membership@bsigroup.com](mailto:membership@bsigroup.com)**

Information regarding online access to British Standards via British Standards Online can be found at [www.bsigroup.com/BSOL](http://www.bsigroup.com/BSOL)

Further information about BSI is available on the BSI website at [www.bsigroup.com/standards](http://www.bsigroup.com/standards)

## Copyright

Copyright subsists in all BSI publications. BSI also holds the copyright, in the UK, of the publications of the international standardization bodies. Except as permitted under the Copyright, Designs and Patents Act 1988 no extract may be reproduced, stored in a retrieval system or transmitted in any form or by any means – electronic, photocopying, recording or otherwise – without prior written permission from BSI. This does not preclude the free use, in the course of implementing the standard of necessary details such as symbols, and size, type or grade designations. If these details are to be used for any other purpose than implementation then the prior written permission of BSI must be obtained. Details and advice can be obtained from the Copyright & Licensing Manager.

**Tel: +44 (0)20 8996 7070**

**Email: [copyright@bsigroup.com](mailto:copyright@bsigroup.com)**

