

BS EN 890:2012



BSI Standards Publication

Chemicals used for treatment of water intended for human consumption - Iron (III) sulfate solution

NO COPYING WITHOUT BSI PERMISSION EXCEPT AS PERMITTED BY COPYRIGHT LAW

raising standards worldwide™



National foreword

This British Standard is the UK implementation of EN 890:2012. It supersedes BS EN 890:2004 which is withdrawn.

The UK participation in its preparation was entrusted to Technical Committee CII/59, Chemicals for drinking water treatment.

A list of organizations represented on this committee can be obtained on request to its secretary.

This publication does not purport to include all the necessary provisions of a contract. Users are responsible for its correct application.

© The British Standards Institution 2012. Published by BSI Standards Limited 2012

ISBN 978 0 580 73046 7

ICS 13.060.20; 71.100.80

Compliance with a British Standard cannot confer immunity from legal obligations.

This British Standard was published under the authority of the Standards Policy and Strategy Committee on 31 August 2012.

Amendments issued since publication

Date	Text affected
------	---------------

EUROPEAN STANDARD

EN 890

NORME EUROPÉENNE

EUROPÄISCHE NORM

July 2012

ICS 71.100.80

Supersedes EN 890:2004

English Version

Chemicals used for treatment of water intended for human consumption - Iron (III) sulfate solution

Produits chimiques utilisés pour le traitement de l'eau destinée à la consommation humaine - Sulfate de fer (III) liquide

Produkte zur Aufbereitung von Wasser für den menschlichen Gebrauch - Eisen(III)sulfat-Lösung

This European Standard was approved by CEN on 24 May 2012.

CEN members are bound to comply with the CEN/CENELEC Internal Regulations which stipulate the conditions for giving this European Standard the status of a national standard without any alteration. Up-to-date lists and bibliographical references concerning such national standards may be obtained on application to the CEN-CENELEC Management Centre or to any CEN member.

This European Standard exists in three official versions (English, French, German). A version in any other language made by translation under the responsibility of a CEN member into its own language and notified to the CEN-CENELEC Management Centre has the same status as the official versions.

CEN members are the national standards bodies of Austria, Belgium, Bulgaria, Croatia, Cyprus, Czech Republic, Denmark, Estonia, Finland, Former Yugoslav Republic of Macedonia, France, Germany, Greece, Hungary, Iceland, Ireland, Italy, Latvia, Lithuania, Luxembourg, Malta, Netherlands, Norway, Poland, Portugal, Romania, Slovakia, Slovenia, Spain, Sweden, Switzerland, Turkey and United Kingdom.



EUROPEAN COMMITTEE FOR STANDARDIZATION
COMITÉ EUROPÉEN DE NORMALISATION
EUROPÄISCHES KOMITEE FÜR NORMUNG

Management Centre: Avenue Marnix 17, B-1000 Brussels

Contents

	Page
Foreword.....	4
Introduction	5
1 Scope	6
2 Normative references	6
3 Description	6
3.1 Identification.....	6
3.2 Commercial forms	7
3.3 Physical properties.....	7
3.4 Chemical properties	8
4 Purity criteria.....	8
4.1 General.....	8
4.2 Composition of commercial product.....	8
4.3 Impurities and main by-products	8
4.4 Chemical parameters	9
5 Test methods.....	9
5.1 Sampling.....	9
5.2 Analyses	10
6 Labelling – Transportation – Storage.....	12
6.1 Means of delivery.....	12
6.2 Labelling according to the EU Legislation.....	13
6.3 Transportation regulations and labelling.....	13
6.4 Marking.....	14
6.5 Storage.....	14
Annex A (informative) General information on iron (III) sulfate solution	15
A.1 Origin	15
A.1.1 Raw materials.....	15
A.1.2 Manufacturing process	15
A.2 Quality of commercial product.....	15
A.3 Use	19
A.3.1 Function.....	19
A.3.2 Form in which it is used	19
A.3.3 Treatment dose	19
A.3.4 Means of application	19
A.3.5 Secondary effects	19
A.3.6 Removal of excess product.....	19
Annex B (normative) Analytical methods.....	20
B.1 Determination of iron (III) sulfate	20
B.1.1 Total iron.....	20
B.1.2 Determination of iron (II) (Fe (II)).....	21
B.1.3 Determination of iron (III) (Fe (III)).....	22
B.2 Determination of manganese	22
B.2.1 General.....	22
B.2.2 Principle.....	22
B.2.3 Reagents.....	22
B.2.4 Apparatus	23
B.2.5 Procedure	23
B.3 Determination of insoluble matters	24
B.3.1 General.....	24
B.3.2 Principle.....	24
B.3.3 Reagents.....	24

B.3.4	Apparatus	24
B.3.5	Procedure	25
B.3.6	Calculation	25
B.3.7	Precision.....	25
B.4	Determination of free acid	25
B.4.1	General.....	25
B.4.2	Principle.....	25
B.4.3	Interferences	26
B.4.4	Reagents.....	26
B.4.5	Apparatus	26
B.4.6	Procedure	26
B.4.7	Calculation	26
B.5	Determination of arsenic, antimony and selenium by hydride generation atomic absorption spectrometry (AAS)	27
B.5.1	General.....	27
B.5.2	Principle.....	27
B.5.3	Reagents.....	27
B.5.4	Apparatus	28
B.5.5	Procedure	28
B.6	Determination of mercury by cold vapour atomic absorption spectrometry (AAS).....	30
B.6.1	General.....	30
B.6.2	Principle.....	31
B.6.3	Reagents.....	31
B.6.4	Apparatus	31
B.6.5	Procedure	32
B.7	Determination of cadmium, chromium, nickel and lead by graphite furnace atomic absorption spectrometry (AAS)	32
B.7.1	General.....	32
B.7.2	Principle.....	33
B.7.3	Reagents.....	33
B.7.4	Apparatus	33
B.7.5	Procedure	34
Annex C	(informative) Reduction of Fe (III) on a silver column.....	36
C.1	General.....	36
C.2	Principle.....	36
C.3	Reagents.....	36
C.4	Apparatus	36
C.5	Procedure	36
C.5.1	Preparation of the silver powder.....	36
C.5.2	Reduction of Fe (III)	37
Annex D	(informative) Determination of cadmium, chromium, nickel and lead (inductively coupled plasma optical emission spectrometry (ICP/OES)).....	38
D.1	General.....	38
D.2	Principle.....	38
D.3	Reagents.....	38
D.4	Apparatus	39
D.5	Procedure	39
D.5.1	Spectrometer settings.....	39
D.5.2	Calibration, measurement and calculation of the elements cadmium, chromium, nickel and lead.....	39
Annex E	(normative) General rules relating to safety	40
E.1	Rules for safe handling and use	40
E.2	Emergency procedures	40
E.2.1	First aid	40
E.2.2	Spillage	40
E.2.3	Fire	40
Bibliography	41

Foreword

This document (EN 890:2012) has been prepared by Technical Committee CEN/TC 164 "Water supply", the secretariat of which is held by AFNOR.

This European Standard shall be given the status of a national standard, either by publication of an identical text or by endorsement, at the latest by January 2013, and conflicting national standards shall be withdrawn at the latest by January 2013.

Attention is drawn to the possibility that some of the elements of this document may be the subject of patent rights. CEN [and/or CENELEC] shall not be held responsible for identifying any or all such patent rights.

This document supersedes EN 890:2004.

Significant technical differences between EN 890:2012 and EN 890:2004 are as follows:

- a) change of the maximum allowed percentage of mass fraction of insoluble matter in the product from 0,3 % to 0,5 % (see Table 2);
- b) update of the information of risk and safety labelling of the product to comply with the new regulations (see 6.2 and [2]);
- c) change of the method for determination of iron (III) sulfate in order to avoid the use of hazardous potassium dichromate (see B.1).

According to the CEN/CENELEC Internal Regulations, the national standards organisations of the following countries are bound to implement this European Standard: Austria, Belgium, Bulgaria, Croatia, Cyprus, Czech Republic, Denmark, Estonia, Finland, Former Yugoslav Republic of Macedonia, France, Germany, Greece, Hungary, Iceland, Ireland, Italy, Latvia, Lithuania, Luxembourg, Malta, Netherlands, Norway, Poland, Portugal, Romania, Slovakia, Slovenia, Spain, Sweden, Switzerland, Turkey and the United Kingdom.

Introduction

In respect of potential adverse effects on the quality of water intended for human consumption, caused by the product covered by this document:

- a) this document provides no information as to whether the product may be used without restriction in any of the Member States of the EU or EFTA;
- b) it should be noted that, while awaiting the adoption of verifiable European criteria, existing national regulations concerning the use and/or the characteristics of this product remain in force.

NOTE Conformity with this standard does not confer or imply acceptance or approval of the product in any of the Member States of the EU or EFTA. The use of the product covered by this document is subject to regulation or control by National Authorities.

1 Scope

This European Standard is applicable to iron (III) sulfate solution of various iron and/or acid contents (see 3.2) used for treatment of water intended for human consumption. It describes the characteristics of iron (III) sulfate solution and specifies the requirements and the corresponding analytical methods for iron (III) sulfate solution (analytical methods are given in Annex B) and gives information on its use in water treatment. It also determines the rules relating to safe handling and use of iron (III) sulfate solution (see Annex E).

2 Normative references

The following documents, in whole or in part, are normatively referenced in this document and are indispensable for its application. For dated references, only the edition cited applies. For undated references, the latest edition of the referenced document (including any amendments) applies.

EN 10028-7, *Flat products made of steels for pressure purposes — Part 7: Stainless steels*

EN 10088-1, *Stainless steels — Part 1: List of stainless steels*

EN ISO 3696, *Water for analytical laboratory use — Specification and test methods (ISO 3696)*

ISO 3165, *Sampling of chemical products for industrial use — Safety in sampling*

ISO 5790:1979, *Inorganic chemical products for industrial use — General method for determination of chloride content — Mercurimetric method*

ISO 6206, *Chemical products for industrial use — Sampling — Vocabulary*

3 Description

3.1 Identification

3.1.1 Chemical name

Iron (III) sulfate, solution.

3.1.2 Synonym or common names

Ferric sulfate liquor, red iron liquor.

3.1.3 Relative molecular mass

399,87.

3.1.4 Empirical formula

$\text{Fe}_2(\text{SO}_4)_3$.

3.1.5 Chemical formula

$\text{Fe}_2(\text{SO}_4)_3$.

3.1.6 CAS Registry Number ¹⁾

10028-22-5.

1) Chemical Abstract Service Registry Number.

3.1.7 EINECS reference ²⁾

233-072-9.

3.2 Commercial forms

Different classes of solution exist varying in iron content and acidity. Examples are given in Table 1.

Table 1 — Different classes

Classes	Fe (III) Mass fraction in %	Fe ₂ (SO ₄) ₃ Mass fraction ^c in %	Free H ₂ SO ₄ Mass fraction in %	Density at 15 °C g/ml
Class A	11,20 to 11,80	40,00 to 42,14	< 1,00	1,49 to 1,53
Class B	11,20 to 11,80	36,10 to 39,24	0 ^a	1,45 to 1,47
Class C	8,40 to 8,80	30,00 to 31,43	10,00 to 11,00	1,46 to 1,48
Class D	12,50 to 12,80	44,60 to 45,70	< 1,00	1,57 to 1,60
Class E	12,50 to 12,80	40,70 to 42,80	0 ^a	1,52 to 1,56
Class F	13,50 to 14,00	44,78 to 47,55	0 ^b	1,58 to 1,63

^a Deficiency of SO₄²⁻, expressed as H₂SO₄, is a mass fraction of 3 % to 4 % of the product.

^b Deficiency of SO₄²⁻, expressed as H₂SO₄, is a mass fraction of 2,5 % to 3,5 % of the product.

^c Fe₂(SO₄)₃ by direct stoichiometry with subtraction of calculated SO₄²⁻ deficiency where appropriate on classes B, E and F.

3.3 Physical properties**3.3.1 Appearance**

The iron (III) sulfate solution is a red/brown solution.

3.3.2 Density

See Table 1.

3.3.3 Solubility (in water)The iron (III) sulfate solution is dilutable down to about a mass fraction of 1 % of Fe₂(SO₄)₃. Below this concentration, hydrolysis and formation of hydroxide will occur.**3.3.4 Vapour pressure**

Not known.

3.3.5 Boiling point at 100 kPa ³⁾

Higher than 100 °C.

3.3.6 Freezing point

Lower than - 15 °C.

2) European Inventory of Existing Commercial Chemical Substances.

3) 100 kPa = 1 bar.

3.3.7 Specific heat

Not known.

3.3.8 Viscosity (dynamic)

The viscosity of the commonly used solution varies in the range of 5 mPa.s to 130 mPa.s at 10 °C.

3.3.9 Critical temperature

Not applicable.

3.3.10 Critical pressure

Not applicable.

3.3.11 Physical hardness

Not applicable.

3.4 Chemical properties

The solutions of iron (III) sulfate are acidic.

4 Purity criteria

4.1 General

This document specifies the minimum purity requirements for iron (III) sulfate solution used for the treatment of water intended for human consumption. Limits are given for impurities commonly present in the product. Depending on the raw material and the manufacturing process other impurities may be present and, if so, this shall be notified to the user and when necessary to relevant authorities.

Users of this product should check the national regulations in order to clarify whether it is of appropriate purity for treatment of water intended for human consumption, taking into account raw water quality, required dosage, contents of other impurities and additives used in the product not stated in this product standard.

Limits have been given for impurities and chemical parameters where these are likely to be present in significant quantities from the current production process and raw materials. If the production process or raw materials lead to significant quantities of impurities, by-products or additives being present, this shall be notified to the user.

4.2 Composition of commercial product

The product shall contain not less than a mass fraction of 30 % of $\text{Fe}_2(\text{SO}_4)_3$ and shall be within ± 3 % of the manufacturer's declared values.

4.3 Impurities and main by-products

The product shall conform to the requirements specified in Table 2.

The concentration limits refer to Fe (III).

Table 2 — Impurities

Impurity		Limit		
		Mass fraction of Fe (III) content %		
		Grade 1	Grade 2	Grade 3
Manganese	max.	0,5	1	2
Iron (II) ^a	max.	2,5	2,5	2,5
Insoluble matters ^b	max.	0,5	0,5	0,5

^a Fe (II) has a lower coagulant efficiency compared to Fe (III). Also hydrolysis of Fe (II) starts at pH value 8, and therefore Fe (II) can remain into the water at lower pH values.

^b An excess of insoluble matters indicates the presence of foreign matter (see A.2). Iron is a component of the product that will usually be removed in the treatment process.

4.4 Chemical parameters

The product shall conform to the requirements specified in Table 3.

The concentration limits are specified in milligrams per kilogram of Fe (III).

Table 3 — Chemical parameters

Parameter		Limit in mg/kg of Fe (III)		
		Type 1	Type 2	Type 3
Arsenic (As)	max.	1	20	50
Cadmium (Cd)	max.	1	25	50
Chromium (Cr)	max.	100	350	500
Mercury (Hg)	max.	0,1	5	10
Nickel (Ni)	max.	300	350	500
Lead (Pb)	max.	10	100	400
Antimony (Sb)	max.	10	20	60
Selenium (Se)	max.	1	20	60

NOTE Cyanide (CN⁻), pesticides and polycyclic aromatic hydrocarbons are not relevant since the raw materials used in the manufacturing process are free of them. For maximum impact of iron (III) sulfate on trace metal content in drinking water see A.2.

5 Test methods

5.1 Sampling

5.1.1 General

Observe the general recommendations in ISO 3165 and take into account ISO 6206. Prepare the laboratory sample required by the relevant procedure described in 5.1.2 and 5.1.3.

5.1.2 Sampling from drums and bottles

5.1.2.1 General

5.1.2.1.1 Mix the contents of each container to be sampled by shaking the container, by rolling it or by rocking it from side to side, taking care not to damage the container or spill any of the liquid.

5.1.2.1.2 If the design of the container is such (for example, a narrow-necked bottle) that it is impracticable to use a sampling implement, take a sample by pouring after the contents have been thoroughly mixed. Otherwise, proceed as described in 5.1.2.3.

5.1.2.1.3 Examine the surface of the liquid. If there are signs of surface contamination, take samples from the surface as described in 5.1.2.2. Otherwise, take samples as described in 5.1.2.3.

5.1.2.2 Surface sampling

Take a sample using a suitable ladle. Lower the ladle into the liquid until the rim is just below the surface, so that the surface layer runs into it. Withdraw the ladle just before it fills completely and allow any liquid adhering to the ladle to drain off. If necessary, repeat this operation so that, when the other selected containers have been sampled in a similar manner, the total volume of sample required for subsequent analysis is obtained.

5.1.2.3 Bottom sampling

Take a sample using an open sampling tube, or a bottom-valve sampling tube, suited to the size of container and the viscosity of the liquid.

When using an open sampling tube, close it at the top and then lower the bottom end to the bottom of the container. Open the tube and move it rapidly so that the bottom of the tube traverses the bottom of the container before the tube is filled. Close the tube, withdraw it from the container and allow any liquid adhering at the outside of the tube to drain off.

When using a bottom-valve sampling tube, close the valve before lowering the tube into the container and then proceed in a similar manner to that when using an open sampling tube.

5.1.3 Sampling from tanks and tankers

From each access point, take samples as follows:

- a) from the surface of the liquid, using a ladle as described in 5.1.2.2;
- b) from the bottom of the tank or tanker, using a sampling tube as described in 5.1.2.3 or using specially designed bottom-sampling apparatus;
- c) from one or more positions, depending on the overall depth, between the bottom and the surface using a weighted sampling can.

5.2 Analyses

5.2.1 Main product

Iron (III) sulfate is determined as Fe (III) contents in the test sample. Fe (III) content is determined as the difference between total iron content and Fe (II) content (see B.1).

5.2.2 Impurities

5.2.2.1 Manganese

The manganese content shall be determined by flame atomic absorption spectrometry (FAAS) (see B.2).

5.2.2.2 Iron (II) (Fe (II))

The Fe (II) content is expressed as $C_{(II)}$ (see B.1.2.5.3).

5.2.2.3 Insoluble matters

The percentage mass fraction of the insoluble matters shall be determined in accordance with the method described in B.3.

5.2.2.4 Free acid

The free acid shall be determined in accordance with the method described in B.4.

5.2.3 Chemical parameters

5.2.3.1 Preparation of sample solution

5.2.3.1.1 General

Oxidation and wet digestion is used to bring the samples into a stable solution.

5.2.3.1.2 Principle

Oxidation with hydrogen peroxide (H_2O_2) followed by digestion with hydrochloric acid (HCl).

5.2.3.1.3 Reagents

All reagents shall be of a recognized analytical grade and the water used shall conform to the grade 3 specified in EN ISO 3696.

5.2.3.1.3.1 Hydrochloric acid (HCl), solution, mass fraction 30 %.

5.2.3.1.3.2 Hydrogen peroxide (H_2O_2), solution, mass fraction 30 %.

5.2.3.1.4 Apparatus

Ordinary laboratory apparatus and glassware together with the following.

5.2.3.1.4.1 Analytical balance.

5.2.3.1.4.2 Graduated cylinder, capacity 50 ml.

5.2.3.1.4.3 Round flask with reflux condenser.

5.2.3.1.4.4 Hot plate.

5.2.3.1.4.5 Volumetric flask, capacity 200 ml.

5.2.3.1.5 Procedure

Dissolve with 20 ml of water 20,0 g of the iron solution. Add 5 ml hydrogen peroxide solution (5.2.3.1.3.2) to iron (III)-samples. After adding 50 ml hydrochloric acid (5.2.3.1.3.1) boil the solution for 15 min by using a reflux condenser (5.2.3.1.4.3). Cool down the solution, transfer to a 200 ml volumetric flask (5.2.3.1.4.5) and fill up to the mark with water. This is the sample solution.

5.2.3.2 Arsenic

The arsenic content shall be determined by hydride generation atomic absorption spectrometry (see B.5).

5.2.3.3 Cadmium

The cadmium content shall be determined by graphite furnace atomic absorption spectrometry (see B.7) or by inductively coupled plasma optical emission spectrometry (see Annex D).

5.2.3.4 Chromium

The chromium content shall be determined by graphite furnace atomic absorption spectrometry (see B.7) or by inductively coupled plasma optical emission spectrometry (see Annex D).

5.2.3.5 Mercury

The mercury content shall be determined by cold vapour atomic absorption spectrometry (see B.6).

5.2.3.6 Nickel

The nickel content shall be determined by graphite furnace atomic absorption spectrometry (see B.7) or by inductively coupled plasma optical emission spectrometry (see Annex D).

5.2.3.7 Lead

The lead content shall be determined by graphite furnace atomic absorption spectrometry (see B.7) or by inductively coupled plasma optical emission spectrometry (see Annex D).

5.2.3.8 Antimony

The antimony content shall be determined by hydride generation atomic absorption spectrometry (see B.5).

5.2.3.9 Selenium

The selenium content shall be determined by hydride generation atomic absorption spectrometry (see B.5).

6 Labelling – Transportation – Storage

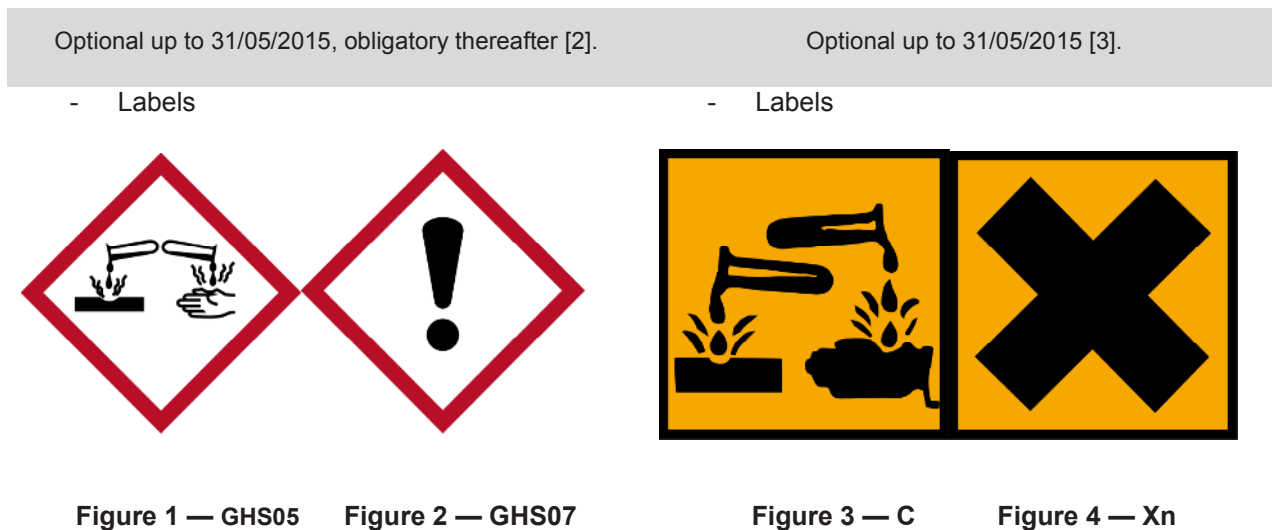
6.1 Means of delivery

The product shall be delivered in stainless steel road tankers and plastics containers.

In order that the purity of the product is not affected, the means of delivery shall not have been used previously for any different product or it shall have been specially cleaned and prepared before use.

6.2 Labelling according to the EU Legislation⁴⁾

The following labelling requirements shall apply to iron (III) sulfate solution at the date of the publication of this standard:



- Signal words:

GHS05: Warning

GHS07: Warning

- Hazard statements

H290: May be corrosive to metal

H302: Harmful if swallowed

H319: Causes serious eye irritation

- Danger symbols:

C: Corrosive

Xn: Harmful

- Risk phrases:

R 22: Harmful if swallowed

R 34: Causes burns

NOTE 1: Precautionary statements ('P statements') should be provided by the company being responsible for the marketing of the substance. They should be indicated on the packaging label and in the extended safety data sheet (eSDS) of the substance.

NOTE 2: The legislation [2] (or [3]), and its amendments for the purposes of its adaptation to technical and scientific progress, contains a list of substances classified by the EU. Substances not listed in this regulation should be classified on the basis of their intrinsic properties according to the criteria in the regulation by the person responsible for the marketing of the substance.

6.3 Transportation regulations and labelling

Iron (III) sulfate solution is listed as UN number ⁵⁾: 1760.

⁴⁾ See [2] and [3].

⁵⁾ United Nations Number.

ADR ⁶⁾ / RID ⁷⁾: Class 8; classification code C9; packing group I

IMDG ⁸⁾: Class 8, Packing group I. IMDG page 8134.

IATA ⁹⁾: Class 8, Packing group I.

6.4 Marking

The marking shall include the following information:

- the name "iron (III) sulfate water solution", trade name, class, grade and type;
- the net mass;
- the name and the address of the supplier and/or manufacturer;
- the statement "this product conforms to EN 890".

6.5 Storage

6.5.1 Long term stability

Storable in stainless steel conforming to EN 10028-7 and EN 10088-1 (grades 1.44xx) , rubber and most plastics containers or tanks.

Some sedimentation of yellow iron (III) sulfate can occur. To avoid problems caused by sedimentation of iron (III) sulfate, storage tanks should be cleaned every 1 to 2 years.

6.5.2 Storage incompatibilities

Iron (III) sulfate solution is corrosive :

- avoid contact with metals (except the stainless steel specified in 6.5.1);
- avoid contact with alkalis;
- avoid contact with oxidizing agents especially chlorites and hypochlorites.

6) European Agreement concerning the international carriage of Dangerous goods by Road.

7) Regulations concerning International carriage of Dangerous goods by rail.

8) International Maritime transport of Dangerous Goods.

9) International Air Transport Association.

Annex A (informative)

General information on iron (III) sulfate solution

A.1 Origin

A.1.1 Raw materials

The product is manufactured from an iron source, typically iron (II) sulfate or an iron oxide, which is reacted with a combination of sulfuric acid and an oxidising agent, such as nitric acid, oxygen, hydrogen peroxide or air, at elevated temperature or pressure.

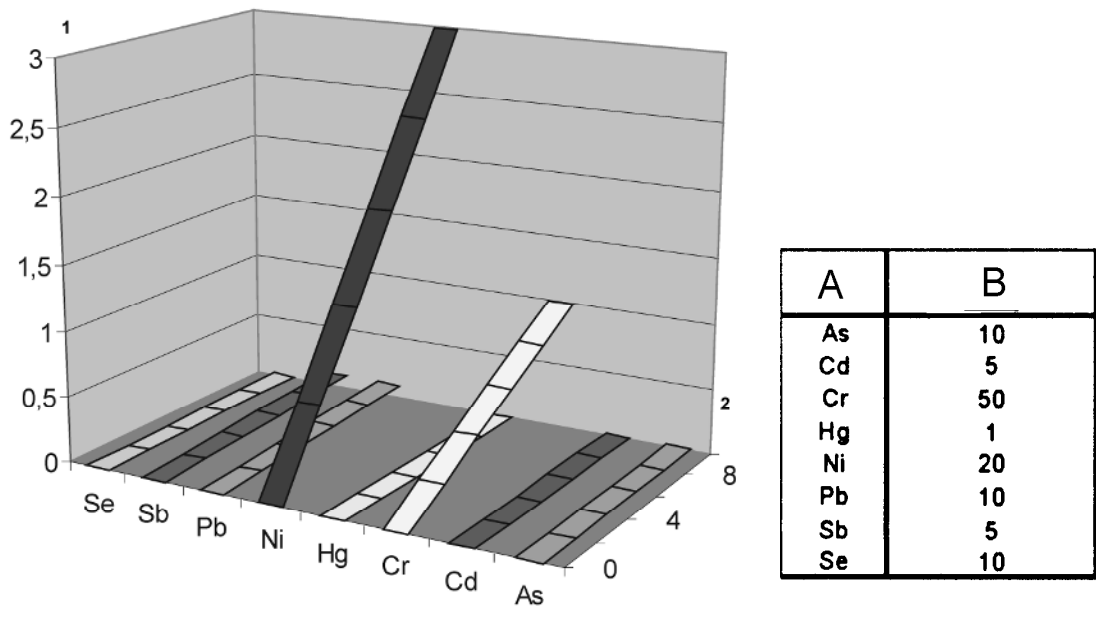
A.1.2 Manufacturing process

Iron (III) sulfate is produced by the action of sulfuric acid on a variety of iron salts or ores in combination with an oxidation process as required.

A.2 Quality of commercial product

The three types of iron (III) sulfate solution specified in Table 3 reflect the quality of commercially available products. Figures A.1 to A.3 show the maximum concentrations of trace metals that would be added to the raw water by the addition of products corresponding to the purity levels specified in Table 3. It can be seen that the concentrations of metal added are well below the parametric values given in the EU Directive 98/83/EC (see [1]) at typical product doses. Furthermore, the figures overstate the concentration of metals that would be present in the treated water since a substantial proportion of the trace metals will be incorporated in the sludge. Users of this product should select an appropriate grade and type to enable them to achieve treated water quality targets taking into account raw water characteristics, required dosage, process plant conditions and other relevant factors.

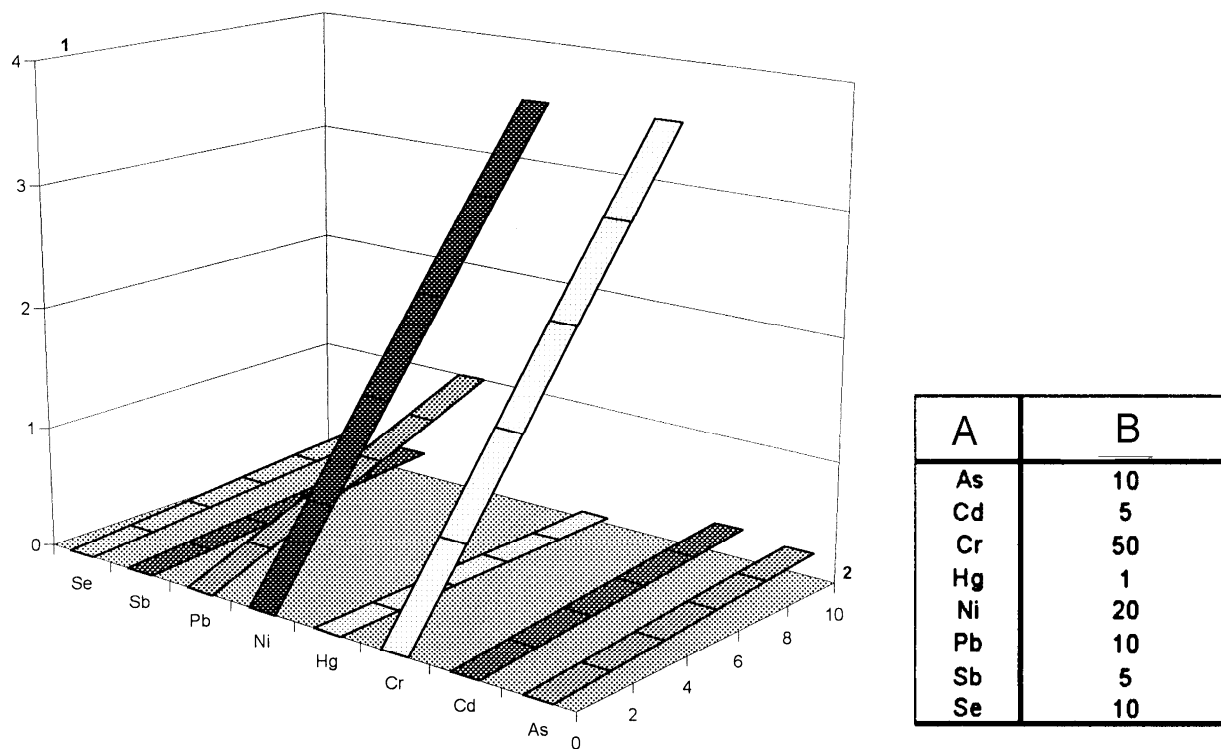
The maximum allowed percentage of mass fraction of insoluble matter in the product presented in Table 2 (i.e. 0,5 %) does not affect adversely the water quality. On the contrary, insoluble matter in the product improves the coagulation process and might therefore enhance the treatment.



Key

- 1 maximum metal addition to water µg/l
- 2 product dosage mg/l Fe – Typical dose
- A element
- B drinking water limit µg/l

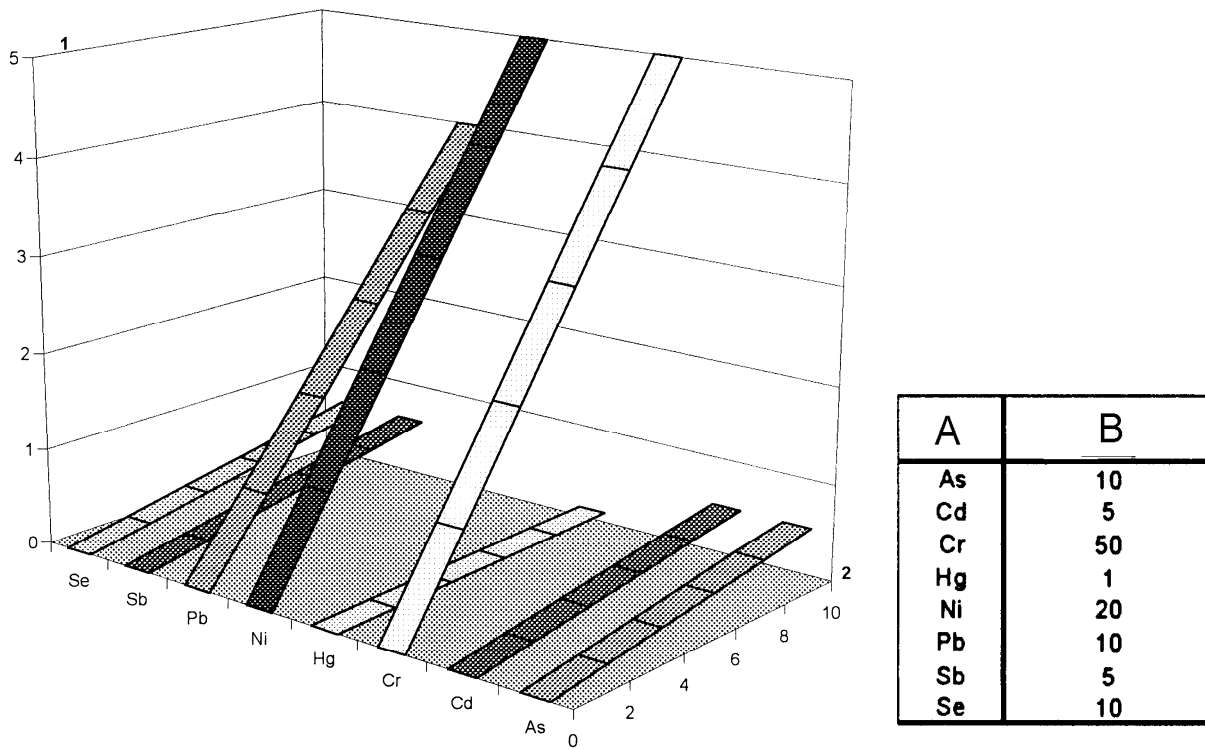
Figure A.1 — Maximum impact of iron (III) sulfate solution, type 1, on trace metal content of water



Key

- 1 maximum metal addition to water $\mu\text{g/l}$
- 2 product dosage mg/l Fe – Typical dose
- A element
- B drinking water limit $\mu\text{g/l}$

Figure A.2 — Maximum impact of iron (III) sulfate solution, type 2, on trace metal content of water



Key

- 1 maximum metal addition to water $\mu\text{g/l}$
- 2 product dosage mg/l Fe – Typical dose
- A element
- B drinking water limit $\mu\text{g/l}$

Figure A.3 — Maximum impact of iron (III) sulfate solution, type 3, on trace metal content of water

A.3 Use

A.3.1 Function

The product is used as primary coagulant.

A.3.2 Form in which it is used

The product is used as delivered or diluted.

A.3.3 Treatment dose

The treatment dose is variable depending on raw water quality and corresponds to a treatment dose between 4 g/m^3 and 10 g/m^3 expressed as Fe.

A.3.4 Means of application

The product can be dosed as delivered by acid resistant pumps. To promote a rapid dispersion a high turbulence at the point of addition and dilution with carrier water is desirable.

A.3.5 Secondary effects

Increase of the sulfate content. Reduction of alkalinity and pH value.

A.3.6 Removal of excess product

The coagulation process includes the hydrolysis of the ferric ions to ferric hydroxide. This precipitate is removed by sedimentation, flotation and/or finally filtration.

Annex B (normative)

Analytical methods

B.1 Determination of iron (III) sulfate

B.1.1 Total iron

B.1.1.1 General

This method applies to the products at the supply concentration.

B.1.1.2 Principle

Iron is reduced by tin (II) chloride and is subsequently titrated with ceric sulfate.

B.1.1.3 Reagents

All reagents shall be of a recognized analytical grade and the water used shall conform to the grade 3 in accordance with EN ISO 3696.

B.1.1.3.1 Hydrochloric acid, HCl concentrated, density $\rho = 1,19$ g/ml.

B.1.1.3.2 Tin (II) chloride solution, $c(\text{SnCl}_2 \cdot 2\text{H}_2\text{O}) = 0,5$ mol/l.

Dissolve 22,6 g of $\text{SnCl}_2 \cdot 2\text{H}_2\text{O}$ with 20 ml of hydrochloric acid (B.1.1.3.1) and dilute with water to 200 ml. Keep this solution in the dark.

B.1.1.3.3 Mercury (II) chloride, saturated solution $c(\text{HgCl}_2) = 0,27$ mol/l.

B.1.1.3.4 Ferroin indicator (i.e. 1,10-phenantroline ferrous sulfate) solution, 1 % w/v in water.

B.1.1.3.5 Ceric sulfate, $c(\text{Ce}(\text{SO}_4)_2) = 0,1$ mol/l.

B.1.1.4 Apparatus

Ordinary laboratory apparatus and glassware.

B.1.1.5 Procedure

B.1.1.5.1 Test solution

Weigh, to the nearest 0,1 mg, 10 g of the laboratory sample and transfer to a 200 ml volumetric flask, dilute to the mark with water. Pipette 10 ml and transfer to a 500 ml conical flask.

B.1.1.5.2 Determination

Add some drops of hydrochloric acid (B.1.1.3.1) and heat until boiling while stirring.

Add drop by drop tin (II) chloride solution (B.1.1.3.2) until one drop completely removes all yellow colour. When all yellow colour has been removed then add only 2 more drops in excess.

Cool the solution rapidly in cool water. Add 10 ml of mercury (II) chloride (B.1.1.3.3). Dilute to 200 ml and wait 3 min. A slight white cloud will appear regarding to mercury (II) chloride addition. If a precipitate appears, stop the

titration and reduce another aliquot of the laboratory sample. Add 2 ml of concentrated hydrochloric acid (B.1.1.3.1) and 4 to 6 drops of ferroin indicator solution (B.1.1.3.4).

The alternative reduction method given in Annex C may be used.

Titrate the solution with ceric sulfate (B.1.1.3.5) from a volumetric burette. The end point is achieved when a colour change from red to blue/green occurs. Record the volume (V) of ceric sulfate required for the titration.

SAFETY PRECAUTIONS — Collect the residual solutions obtained from titrations and treat them in accordance with Annex B of ISO 5790:1979, in order to prevent pollution of waste water.

B.1.1.5.3 Expression of results

The total iron content, C_{tot} expressed as mass fraction, is given by the following formula:

$$C_{\text{tot}} = \frac{V \times 111,7}{m} \quad (1)$$

where

V is the volume, in millilitres, of ceric sulfate required for the titration;

m is the mass, in grams, of the sample used for the test solution.

B.1.2 Determination of iron (II) (Fe (II))

B.1.2.1 General

This method applies to the products at the supply concentration.

B.1.2.2 Principle

Iron is directly titrated with ceric sulfate.

B.1.2.3 Reagents

All reagents shall be of a recognized analytical grade and the water used shall conform to the appropriate grade in accordance with EN ISO 3696.

B.1.2.3.1 Hydrochloric acid, HCl concentrated, density $\rho = 1,19$ g/ml.

B.1.2.3.2 Ferroin indicator (i.e. 1,10-phenantroline ferrous sulfate) solution, 1 % w/v in water.

B.1.2.3.3 Ceric sulfate, $c(\text{Ce}(\text{SO}_4)_2) = 0,1$ mol/l

B.1.2.4 Apparatus

Ordinary laboratory apparatus and glassware.

B.1.2.5 Procedure

B.1.2.5.1 Test solution

Weigh to the nearest 0,1 mg, 10 g of the laboratory sample and transfer to the conical flask. Dilute with 50 ml of water. Add 0,5 ml of concentrated hydrochloric acid (B.1.2.3.1). A clear deep yellow solution is formed.

B.1.2.5.2 Determination

To the test solution, add 2 to 4 drops of ferroin indicator solution (B.1.2.3.2). Titrate the solution with 0,1 mol/l ceric sulfate (B.1.2.3.3) from a volumetric burette.

The end point is achieved when a colour change from red to blue/green occurs. Record the volume (V) of ceric sulfate required for the titration.

B.1.2.5.3 Expression of results

The iron (II) content, $C_{(II)}$ expressed as mass fraction, is given by the following formula:

$$C_{(II)} = \frac{V \times 5,585}{m} \quad (2)$$

where

V is the volume, in millilitres, of ceric sulfate required for the titration;

m is the mass, in grams, of the sample used for the test solution.

B.1.3 Determination of iron (III) (Fe (III))

The iron (III) content, $C_{(III)}$ expressed as mass fraction, is given by the following formula:

$$C_{(III)} = C_{\text{tot}} - C_{(II)} \quad (3)$$

where

C_{tot} is the total iron content (B.1.1.5.3), expressed as mass fraction;

$C_{(II)}$ is the iron (II) content (B.1.2.5.3), expressed as mass fraction.

B.2 Determination of manganese

B.2.1 General

This method is applicable to iron solutions with manganese content greater than a mass fraction of 0,05 %.

B.2.2 Principle

Iron solutions are diluted in water. Manganese is determined in this diluted solution by direct injection of the solution into the flame of an atomic absorption spectrometer. Manganese is converted to the atomic state by thermal dissociation. The absorption of the atoms is measured in the light path of the FAAS at a wavelength specific to the element. The concentrations are calculated by means of a calibration curve.

B.2.3 Reagents

All reagents shall be a recognized analytical grade, water shall conform to the grade 3 in accordance with EN ISO 3696 and ultra pure grade acid shall be used.

B.2.3.1 Hydrochloric acid (HCl), solution, mass fraction 30 %.

B.2.3.2 Manganese, standard stock, solution c_0 (Mn) = 1 g/l.

B.2.3.3 Manganese, intermediate standard solution, c_1 (Mn) = 100 mg/l.

Pipette 10 ml of standard stock solution (B.2.3.2) into a 100 ml volumetric flask (B.2.4.1), add 3 ml of hydrochloric acid (B.2.3.1) and dilute to the mark with water.

B.2.3.4 Manganese, standard solution, c_2 (Mn) = 0,5 mg/l.

Pipette 0,5 ml of intermediate standard solution (B.2.3.3) into a 100 ml volumetric flask (B.2.4.1) and dilute to the mark with water.

B.2.3.5 Manganese, standard solution, c_3 (Mn) = 1 mg/l.

Pipette 1 ml of intermediate standard solution (B.2.3.3) into a 100 ml volumetric flask (B.2.4.1) and dilute to the mark with water.

B.2.3.6 Manganese, standard solution, c_4 (Mn) = 2 mg/l.

Pipette 2 ml of intermediate standard solution (B.2.3.3) into a 100 ml volumetric flask (B.2.4.1) and dilute to the mark with water.

B.2.3.7 Manganese, standard solution, c_5 (Mn) = 3 mg/l.

Pipette 3 ml of intermediate standard solution (B.2.3.3) into a 100 ml volumetric flask (B.2.4.1) and dilute to the mark with water.

B.2.3.8 Blank solution.

Pipette 3 ml of hydrochloric acid (B.2.3.1) into a 200 ml volumetric flask (B.2.4.1) and dilute to the mark with water.

B.2.4 Apparatus

Ordinary laboratory apparatus and glassware together with the following.

B.2.4.1 Volumetric flasks, capacity 100 ml and 200 ml.

B.2.4.2 Analytical balance, having an accuracy of $\pm 0,1$ mg.

B.2.4.3 Flame atomic absorption spectrometer.

B.2.4.4 Electrode-less discharge or hollow cathode lamp for the determination of manganese.

B.2.5 Procedure

B.2.5.1 Sample solution

Weigh to the nearest 0,1 mg, 20 g of the laboratory sample, transfer to a 200 ml volumetric flask (B.2.4.1) and dilute to the mark with water.

B.2.5.2 Spectrometer settings

The operating parameters of the flame atomic absorption spectrometer are adjusted in accordance with the operating manual issued by the manufacturer.

The spectrometer is operated at the wavelength specific for manganese: 279,5 nm. The flame composition is the following: Air: 13,5 l/min – Ethyne: 2,0 l/min.

B.2.5.3 Determination

B.2.5.3.1 Test solution

Pipette 5 ml of the sample solution (B.2.5.1) into a 100 ml volumetric flask (B.2.4.1), add 3 ml of hydrochloric acid (B.2.3.1) and dilute to the mark with water.

B.2.5.3.2 Measurement

Inject the test solution (B.2.5.3.1) directly into the flame by aspiration through the nebuliser, setting the spectrometer as described in B.2.5.2. Repeat the injection three times, record the absorbance and calculate the mean.

B.2.5.4 Calibration function

To provide the calibration function, measure the absorbance of the four standard solutions (B.2.3.7, B.2.3.6, B.2.3.5 and B.2.3.4) and the absorbance of the blank solution (B.2.3.8) respectively in the same way as the sample solutions (see B.2.5.3.2). Calculate a calibration function with the absorbance means, expressed in absorbance unit, of each solution on vertical axis and the concentrations, expressed in milligrams per litre, on the horizontal axis.

B.2.5.5 Expression of results

The manganese concentration (C_{Mn}) in the test solution is calculated with the calibration function (B.2.5.4).

The manganese concentration of the iron solutions (C_s) expressed in milligrams per kilogram of iron product is calculated as follows:

$$C_s = \frac{C_{Mn} \times 100 \times 200}{5 \times m} = C_{Mn} \times 4\,000/m \quad (4)$$

where

C_{Mn} is the manganese concentration in the test solution in milligrams per litre.

m is the mass, in grams, of the sample used for the test solution.

B.3 Determination of insoluble matters

B.3.1 General

This method is applicable to the determination of insoluble matters in iron based coagulants.

The measuring range of insoluble matters is between a mass fraction of 0,002 % and 10 %.

B.3.2 Principle

The sample is diluted with hydrochloric acid, in order to maintain the pH value below 2, and filtered through a dried 0,22 μm pore size membrane filter. The filter is washed with diluted hydrochloric acid and dried at 105 °C. The mass of material retained by the filter is determined.

B.3.3 Reagents

B.3.3.1 Deionised water.

B.3.3.2 Hydrochloric acid solution, $c(\text{HCl}) = 0,2 \text{ mol/l}$.

B.3.3.3 Hydrochloric acid solution.

Dissolve 5,0 ml hydrochloric acid (B.3.3.2) with 100 ml water (B.3.3.1). The pH of the solution shall be less than 2.

B.3.4 Apparatus

Ordinary laboratory apparatus and glassware together with the following.

B.3.4.1 Membrane filter, pore size 0,22 μm .

B.3.4.2 Desiccator with dry silica gel.

B.3.4.3 Oven.

B.3.5 Procedure

Dry a 0,22 µm pore size membrane filter (B.3.4.1) in an oven (B.3.4.3) for 30 min at 105 °C. Transfer the membrane filter to a desiccator with dry silica gel (B.3.4.2) and let it cool to room temperature. Determine the mass of the dried filter on a balance weighing to an accuracy of 0,001 g.

Dilute about 60 g of the sample (m_0) with 100 ml diluted hydrochloric acid (B.3.3.3). Filter the diluted sample through the weighed dried filter. Wash the filter with three 50 ml portions of diluted hydrochloric acid (B.3.3.3).

Dry the filter for 2 h at 105 °C. Cool the filter in a desiccator. Weigh the filter.

B.3.6 Calculation

The insoluble matters (l_m) as mass fraction are given by the following formula:

$$l_m = \frac{(m_2 - m_1) \times 100}{m_0} \quad (5)$$

where

m_0 is the mass, in grams, of the test portion;

m_1 is the mass, in grams, of the dry filter;

m_2 is the mass, in grams, of the dry filter cake with filter.

B.3.7 Precision

Under the repeatability conditions the coefficient of variation is 18 % with ten measurements.

B.4 Determination of free acid

B.4.1 General

This method is applicable to the determination of acidity in iron based coagulants.

The measuring range shall be between a mass fraction of 0,05 % and 10 %.

The limit of determination is a mass fraction of 0,1 %.

B.4.2 Principle

Dilution of a test sample with water. Addition of an excess of sulfuric acid in order to depolymerize the sample.

The depolymerisation is accelerated by heating.

Fluoride ions are added in excess. These form a strong complex with ferric ions, and thereby remove their acidic properties.

The number of hydrogen ions is determined by titration with sodium hydroxide to pH 9,0 or using phenolphthalein as an indicator.

B.4.3 Interferences

Aluminium and silica interfere with fluoride.

Silicon containing sample gives wrong results.

B.4.4 Reagents

B.4.4.1 Deionised water.

B.4.4.2 Sodium hydroxide solution, $c(\text{NaOH}) = 0,2 \text{ mol/l}$.

B.4.4.3 Sulfuric acid solution, $c(\text{H}_2\text{SO}_4) = 0,1 \text{ mol/l}$.

B.4.4.4 Potassium fluoride, $\text{KF} \cdot 2 \text{ H}_2\text{O}$.

B.4.4.5 Potassium fluoride solution, 200 g/l. Dissolve 310 g KF (B.4.4.4) with 1 000 ml water, adjust pH to 9,0.

B.4.4.6 Phenolphthalein solution, 0,5 g in 100 ml ethanol.

B.4.5 Apparatus

Ordinary laboratory apparatus and glassware together with the following:

B.4.5.1 Ion meter.

B.4.6 Procedure

Weigh about 20 g of the sample (m_0) and transfer it to a 500 ml volumetric flask, dilute to volume with water (B.4.4.1).

Pipette a 20 ml aliquot into a 250 ml beaker. Add 25 ml of sulfuric acid (B.4.4.3) and cover with a watch-glass. Boil the sample for 5 min.

Cool to room temperature. Rinse the watch-glass with water into the beaker. Add 20 ml of KF solution (B.4.4.5) and three drops to five drops of phenolphthalein solution (B.4.4.6).

Titrate the solution with sodium hydroxide (B.4.4.2) to the appearance of a faint permanent pink colour or to pH 9,0 with ion meter (B.4.5.1).

B.4.7 Calculation

The free acid (C_a) expressed as mass fraction is given by the following formula:

$$C_a = \frac{(V_1 C_1 - V_2 C_2) \times 500 \times 98,08}{m_o \times 20 \times 1\,000 \times 2} \times 100 \quad (6)$$

where

m_o is the mass, in grams, of the test portion;

V_1 is the volume, in millilitres, of the sodium hydroxide solution used (B.4.4.2);

C_1 is the actual concentration, expressed in moles of NaOH per litre, of this solution;

V_2 is the volume, in millilitres, of the sulfuric acid solution (B.4.4.3);

C_2 is the actual concentration, expressed in moles of H_2SO_4 per litre, of this solution.

B.5 Determination of arsenic, antimony and selenium by hydride generation atomic absorption spectrometry (AAS)

B.5.1 General

This method is suitable for the determination of low concentrations of arsenic, antimony and selenium in iron solutions.

The suitable concentration ranges of this method are:

- As : 0,1 mg/kg to 0,5 mg/kg;
- Sb : 0,1 mg/kg to 0,5 mg/kg;
- Se : 0,1 mg/kg to 0,5 mg/kg.

For higher concentrations the sample solution shall be diluted.

B.5.2 Principle

Arsenic (As), antimony (Sb) and selenium (Se) are reduced to the elemental hydrides AsH_3 , SbH_3 and SeH_4 by sodium tetrahydroborate. The gaseous hydrides are conveyed with argon gas to a heated quartz cuvette and thermally decomposed. The absorption of the atoms is measured in the light path of an atomic absorption spectrometer at a wavelength specific to the element. The concentrations are calculated by means of calibration curves.

B.5.3 Reagents

All reagents shall be of a recognized analytical grade and the water used shall conform to the grade 3 in accordance with EN ISO 3696.

- B.5.3.1 Hydrochloric acid (HCl)**, solution, mass fraction 30 %.
- B.5.3.2 L-ascorbic acid**, solution 100 g/l.
- B.5.3.3 Oxalic acid**, solution 100 g/l.
- B.5.3.4 Potassium iodide**, solution 100 g/l.
- B.5.3.5 Sulfuric acid solution**, $c(H_2SO_4) = 1$ mol/l.
- B.5.3.6 Sodium tetrahydroborate solution**, mass fraction of 5 % $NaBH_4$ in NaOH solution of a mass fraction of 1 %.
- B.5.3.7 Element stock solutions**, c_0 (As, Sb, Se) = 1 g/l.
- B.5.3.8 Standard element solutions**, c_1 (As, Sb, Se) = 10 mg/l, to be prepared by dilution of B.5.3.7.
- B.5.3.9 Standard element solutions**, c_2 (As, Sb, Se) = 0,1 mg/l, to be prepared by dilution of B.5.3.8.

B.5.3.10 Element reference solutions, prepared by pipetting 1 ml, 2 ml, 4 ml, 8 ml and 10 ml of each of the standard element solutions (B.5.3.9) into a series of 100 ml volumetric flasks (B.5.4.3), adding 30 ml oxalic acid (B.5.3.3), 10 ml potassium iodide (B.5.3.4), 5 ml L-ascorbic acid (B.5.3.2) and 5 ml hydrochloric acid (B.5.3.1) for As and Sb.

Then fill the volumetric flasks up to the mark with water. The concentrations of the reference solutions will be 1 µg/l, 2 µg/l, 4 µg/l, 8 µg/l and 10 µg/l.

B.5.3.11 Sample blank solution.

B.5.4 Apparatus

Ordinary laboratory apparatus and glassware together with the following.

B.5.4.1 Pipettes, capacity 5 ml, 10 ml and 20 ml.

B.5.4.2 Graduated cylinder, capacity 50 ml.

B.5.4.3 Volumetric flasks, capacity 100 ml.

B.5.4.4 Atomic absorption spectrometer.

B.5.4.5 Electrode-less discharge lamps for the determination of As, Sb and Se.

B.5.4.6 Hydride system consisting of a heatable quartz cuvette, a reaction unit and a control unit.

B.5.4.7 Argon gas supply.

B.5.5 Procedure

B.5.5.1 Spectrometer settings

The atomic absorption spectrometer (B.5.4.4) and the hydride generator unit (B.5.4.6) are adjusted in accordance with the operating manual issued by the manufacturer. The spectrometer is operating at the wavelength for each element :

— As : 193,7 nm;

— Sb : 217,6 nm;

— Se : 196,0 nm.

The quartz cuvette is heated to 900 °C.

B.5.5.2 Measurement of arsenic and antimony

Take 20 ml of the sample solution (5.2.3.1.5) with a pipette (B.5.4.1) and transfer to a 100 ml volumetric flask (B.5.4.3). Add with a graduated cylinder (B.5.4.2) 30 ml oxalic acid (B.5.3.3), 10 ml potassium iodide (B.5.3.4), 5 ml ascorbic acid (B.5.3.2) and 5 ml hydrochloric acid (B.5.3.1), then make up to the mark with water. The prepared solution shall be allowed to stand for 3 h to ensure complete reaction. Then transfer 5 ml of the solution with a pipette (B.5.4.1) to the reduction vessel, add 10 ml sulfuric acid (B.5.3.5) and start the hydride control unit. The solution is reduced with NaBH₄ and immediately AsH₃ and SbH₃ are transferred with the argon gas (B.5.4.7) to the 900 °C heated quartz cuvette. Measure the absorption of arsenic with an arsenic specific lamp (B.5.4.5) at wavelength 193,7 nm. Measure the absorption of antimony with an antimony specific lamp (B.5.4.5) at wavelength 217,6 nm.

B.5.5.3 Measurement of selenium

Transfer 20 ml of the sample solution (5.2.3.1.5) with a pipette (B.5.4.1) to a 100 ml volumetric flask. Add 30 ml oxalic acid (B.5.3.3) and 5 ml hydrochloric acid (B.5.3.1), then make up to the mark with water. Transfer 5 ml of the solution with a pipette to the reduction vessel, add 10 ml sulfuric acid (B.5.3.5) and start the hydride control unit. The solution is reduced with NaBH_4 and immediately SeH_4 is transferred with the argon gas (B.5.4.7) to the 900 °C heated quartz cuvette. Measure the absorption of selenium with a selenium specific lamp (B.5.4.5) at wavelength 196,0 nm.

B.5.5.4 Calculation and expression of results

The As, Sb and Se concentrations C_e in the sample solution expressed in micrograms per litre are read out from the calibration function or regression function:

$$C_e = \frac{A_e - A_B}{S} \quad (7)$$

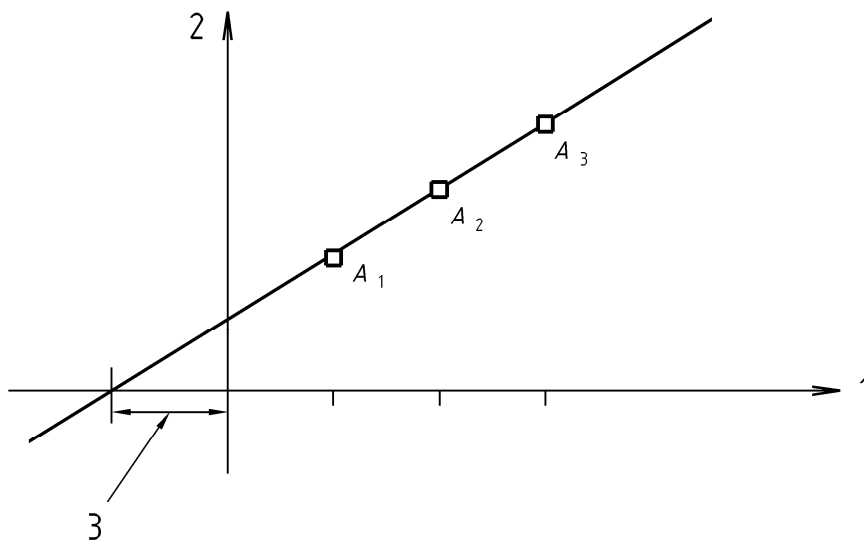
where

A_e is the absorbance of the sample solution;

A_B is the absorbance of the blank solution;

S is the slope of the calibration line in litres per microgram.

The calculation by the standard addition method can be carried as shown in Figure B.1:



Key

- 1 concentration of added standard in micrograms per litre.
- 2 absorbance A.
- 3 concentration in the sample solution in micrograms per litre.
- A₁ spiking.
- A₂ spiking.
- A₃ spiking.

Figure B.1 — Example for the calculation of the metal concentration in the sample solution by standard addition method

The concentration in the sample solution is the intersection of the extrapolated calibration curve of the spiked concentration versus absorbance and the horizontal axis on the left side.

The As, Sb and Se concentration (C_s) of the iron salts or iron solutions in milligrams per kilogram iron product are calculated using the following formula:

$$C_s = \frac{C_e \times 100 \times 200}{20 \times 1\,000 \times 20} = \frac{C_e}{20} \quad (8)$$

where

C_e is the element concentration, in micrograms per litre, in the sample solution.

NOTE The following formula gives the relation between the concentration C_f in milligrams per kilogram of Fe (III) and the concentration C_s in milligrams per kilogram of product: $C_f = C_s \times 100 / C_{(III)}$

B.6 Determination of mercury by cold vapour atomic absorption spectrometry (AAS)

B.6.1 General

This method is suitable for the determination of mercury in iron solutions.

The suitable concentration range of this method is:

— Hg : 0,01 mg/kg to 0,1 mg/kg.

For higher concentrations the sample solution shall be diluted.

B.6.2 Principle

Divalent mercury in the sample solution (5.2.3.1.5) is reduced to the element by tin (II) chloride or sodium tetrahydroborate solutions. Mercury is stripped from this solution in an inert gas stream and converted to the amalgam on a gold/platinum gauze for the purpose of enrichment. Mercury is released again by rapidly heating the absorber and conveyed to a quartz cuvette. The absorption of the mercury atoms is measured in a light path of an atomic absorption spectrometer at a wavelength specific to mercury (253,7 nm). The concentration is calculated by means of a calibration curve.

B.6.3 Reagents

All reagents shall be of a recognized analytical grade and the water used shall conform to the grade 3 in accordance with EN ISO 3696.

B.6.3.1 Hydrochloric acid (HCl), solution, mass fraction 30 %.

B.6.3.2 Sulfuric acid solution, $c(\text{H}_2\text{SO}_4) = 1 \text{ mol/l}$.

B.6.3.3 Tin (II) chloride solution, mass fraction of 10 % of SnCl_2 in HCl solution of a mass fraction of 5 %.

B.6.3.4 Stabilizing solution (0,5 g KMnO_4 in 100 ml of water).

B.6.3.5 Mercury stock solution, $c_0(\text{Hg}) = 1 \text{ g/l}$.

B.6.3.6 Standard mercury solution, $c_1(\text{Hg}) = 10 \text{ mg/l}$ to be prepared by dilution of B.6.3.5.

B.6.3.7 Standard mercury solution, $c_2(\text{Hg}) = 0,1 \text{ mg/l}$, to be prepared by dilution of B.6.3.6.

B.6.3.8 Mercury reference solution, to be prepared by pipetting 1 ml, 2 ml, 4 ml, 8 ml and 10 ml of the standard solution (B.6.3.7) into a series of 100 ml volumetric flasks (B.6.4.2), adding 1 ml of stabilizing solution (B.6.3.4), 5 ml of hydrochloric acid (B.6.3.1), and making up to the mark with water.

The reference solutions contain 1 $\mu\text{g/l}$, 2 $\mu\text{g/l}$, 4 $\mu\text{g/l}$, 8 $\mu\text{g/l}$ and 10 $\mu\text{g/l}$ mercury.

B.6.3.9 Sample blank solution.

B.6.4 Apparatus

Ordinary laboratory apparatus and glassware together with the following:

B.6.4.1 Pipettes, capacity 1 ml, 5 ml and 10 ml.

B.6.4.2 Volumetric flasks, capacity 100 ml.

B.6.4.3 Atomic absorption spectrometer.

B.6.4.4 Electrode-less discharge lamp for the determination of mercury.

B.6.4.5 Reduction system consisting of a reaction unit with tin (II) chloride, a quartz cuvette and a control unit.

B.6.4.6 Argon gas supply.

B.6.4.7 Attachment for the amalgam technique.

B.6.5 Procedure

B.6.5.1 Spectrometer settings

The atomic absorption spectrometer (B.6.4.3) and the reduction unit (B.6.4.5) are adjusted in accordance with the operating manual issued by the manufacturer. The spectrometer is operated at the wavelength 253,7 nm specific for mercury. The quartz cuvette is heated to 200 °C.

B.6.5.2 Measurement of mercury

Transfer 5 ml of the sample solution (5.2.3.1.5) with a pipette (B.6.4.1) to the reduction vessel (B.6.4.5). Add 10 ml sulfuric acid (B.6.3.2) and 1 ml stabilizing solution (B.6.3.4). The reaction with tin (II) chloride is started from the control unit and the mercury vapour is enriched at the gold / platinum gauze (B.6.4.7). After rapidly heating the absorber, mercury is transferred with the argon gas (B.6.4.6) to the 200 °C heated quartz cuvette. Measure and record the absorption of mercury with a mercury specific lamp (B.6.4.4) at wavelength 253,7 nm.

B.6.5.3 Calibration curve

To provide the calibration curve measure the blank solution and at least five reference solutions (B.6.3.8) in the same way as the sample solution, so that 5 ml of the reference solutions are also pipetted in the reduction vessel. The further procedure is the same as in B.6.5.2. The standard addition method is also possible to avoid matrix effects.

B.6.5.4 Calculation

The mercury concentration (C_{Hg}) in the sample solution is read out from the calibration curve and the calculation is the same as in B.5.5.4.

The mercury concentration (C_s) of the iron solutions in milligrams per kilogram of iron product is calculated using the following formula:

$$C_s = \frac{C_{\text{Hg}} \times 200}{1\,000 \times 20} = \frac{C_{\text{Hg}}}{100} \quad (9)$$

where

C_{Hg} is the mercury concentration, in micrograms per litre, in the sample solution.

NOTE The following formula gives the relation between the concentration C_f in milligrams per kilogram of Fe (III) and the concentration C_s in milligrams per kilogram of product: $C_f = C_s \times 100 / C_{(\text{III})}$.

B.7 Determination of cadmium, chromium, nickel and lead by graphite furnace atomic absorption spectrometry (AAS)

B.7.1 General

This method is suitable for the determination of low concentrations of cadmium, chromium, nickel and lead in iron solutions.

The suitable concentration ranges of this method are:

- Cd : 0,1 mg/kg to 1,0 mg/kg;
- Cr : 1,0 mg/kg to 10 mg/kg;
- Ni : 1,0 mg/kg to 10 mg/kg;
- Pb : 1,0 mg/kg to 10 mg/kg.

NOTE For higher concentrations the sample solution should be diluted or inductively coupled plasma optical emission spectrometry (ICP/OES) and flame atomic absorption spectrometry (FAAS) can be used.

B.7.2 Principle

Cadmium, chromium, nickel and lead are converted to the atomic state by thermal dissociation in an electrically-heated graphite tube of an atomic absorption spectrometer. As the temperature is raised in steps, the stages of drying, thermal decomposition of the matrix and thermal cleavage into free atoms are passed through in that order. The absorption of the atoms is measured in the light path of the atomic absorption spectrometer at a wavelength specific to the element. Interferences due to background absorption resulting from high salt concentrations can be suppressed with a background correction system such as the Zeeman effect. The concentrations are calculated by means of calibration curves.

B.7.3 Reagents

All reagents of a recognized analytical grade, water conform to the grade 3 in accordance with EN ISO 3696 and high-purity grade hydrochloric acid shall be used.

B.7.3.1 Hydrochloric acid (HCl), solution, mass fraction 30 %.

B.7.3.2 Element stock, solutions, c_0 (Cd, Cr, Ni, Pb) = 1 g/l.

B.7.3.3 Standard element, solutions c_1 (Cd, Cr, Ni, Pb) = 10 mg/l, to be prepared by dilution of B.7.3.2.

B.7.3.4 Standard element, solutions c_2 (Cr, Ni, Pb) = 1 mg/l and c_3 (Cd) = 0,1 mg/l, to be prepared by dilution of B.7.3.3.

B.7.3.5 Element reference solutions, to be prepared by pipetting 1 ml, 2 ml, 4 ml, 8 ml and 10 ml of each of the standard solutions (B.7.3.4) into a series of 100 ml volumetric flasks (B.7.4.2), adding 3 ml hydrochloric acid (B.7.3.1) and filling up to the mark with water. The chromium, nickel and lead concentration of the reference solutions will be 10 µg/l, 20 µg/l, 40 µg/l, 80 µg/l and 100 µg/l. The cadmium concentration of the reference solutions will be 1 µg/l, 2 µg/l, 4 µg/l, 8 µg/l and 10 µg/l.

B.7.3.6 Sample blank solution.

B.7.4 Apparatus

Ordinary laboratory apparatus and glassware together with the following:

B.7.4.1 Pipettes, capacity 1 ml, 5 ml and 10 ml.

B.7.4.2 Volumetric flasks, capacity 100 ml.

B.7.4.3 Atomic absorption spectrometer equipped with graphite furnace and temperature controller.

B.7.4.4 Electrode-less discharge or hollow cathode lamps for the determination of cadmium, chromium, nickel and lead.

B.7.4.5 Background compensator (e.g. Zeeman).

B.7.4.6 Auto-sampler, capable of being adjusted to pipetting volumes from 5 µl to 20 µl.

B.7.5 Procedure

B.7.5.1 Spectrometer settings

Adjust in accordance with the operating manual issued by the manufacturer the operating parameters of the graphite furnace atomic absorption spectrometer (B.7.4.3). The spectrometer is operated at the wavelength specific for each element:

- Cd : 228,8 nm;
- Cr : 357,9 nm;
- Ni : 232,0 nm;
- Pb : 283,3 nm.

A suitable background correction (see B.7.4.5) is highly recommended. Optimized heat programs are used for each atomization of Cd, Cr, Ni and Pb, an example is given in B.7.5.2.

B.7.5.2 Measurement of cadmium, chromium, nickel and lead

Transfer 10 ml of the sample solution (5.2.3.1.5) with a pipette (B.7.4.1) to a 100 ml volumetric flask (B.7.4.2), add 1 ml of hydrochloric acid (B.7.3.1), and make up with water. Inject 10 µl of this sample solution in the graphite tube by means of an auto-sampler (B.7.4.6). Then start the heat programme (e.g. see Table B.1).

Table B.1 — Heat programme of the spectrometer

Cd, Pb	Ramp, in seconds	Hold, in seconds	Temperature in degrees Celsius
Preheating	5	10	90
Drying	20	10	130
Ashing	30	10	850
Atomisation	0	3	1 800
Cleaning	1	4	2 650
Cr, Ni			
Preheating	5	10	90
Drying	20	10	130
Ashing	30	10	1 400
Atomisation	0	4	2 500
Cleaning	1	4	2 650

Carry out the measurements with gas-stop mode during the atomization phase. Use the L'vov platform for cadmium, nickel and lead. Wall atomization is preferred for chromium. Measure the absorption using the specific lamp (B.7.4.4) of the atomized elements cadmium, chromium, nickel and lead at the specific wavelength given in B.7.5.1.

B.7.5.3 Calibration function

To provide the calibration curve measure the blank solution and at least five reference solutions (B.7.3.5), in the same way as the sample solutions, so that 10 µl of the reference solutions are also injected in the graphite tube. The further procedure is the same as in B.7.5.2, the standard addition method is strongly recommended to avoid matrix effects.

B.7.5.4 Calculation

The cadmium, chromium, nickel and lead concentration in the sample solution are read out from the calibration curve and the calculation is the same as in B.5.5.4.

The cadmium, chromium, nickel and lead concentrations (C_s) for the iron solutions in milligrams per kilogram of iron product are calculated using the following formula:

$$C_s = \frac{C_e \times 100 \times 200}{10 \times 1\,000 \times 20} = \frac{C_e}{10} \quad (10)$$

where

C_e is the element concentration in the sample solution in micrograms per litre.

NOTE 1 The following formula gives the relation between the concentration C_f in milligrams per kilogram of Fe (III) and the concentration C_s in milligrams per kilogram of product: $C_f = C_s \times 100 / C_{(III)}$

NOTE 2 An alternative method for determination of cadmium, chromium, nickel and lead with the ICP optical emission spectrometry is described in Annex D.

Annex C (informative)

Reduction of Fe (III) on a silver column

C.1 General

This method is an alternative reduction method to use instead of the method described in B.1.1.5.2.

C.2 Principle

The Fe (III) is reduced to Fe (II) by means of silver powder.

C.3 Reagents

C.3.1 Silver nitrate.

C.3.2 Nitric acid solution, mass fraction 60 %.

C.3.3 Sulfuric acid solution, $c(\text{H}_2\text{SO}_4) = 3 \text{ mol/l}$.

C.3.4 Hydrochloric acid solution, $c(\text{HCl}) = 1 \text{ mol/l}$.

C.3.5 Sheet of copper metal.

C.3.6 Sodium hydrogen carbonate (NaHCO_3), saturated solution.

C.3.7 Distilled water.

C.4 Apparatus

Ordinary laboratory apparatus and glassware together with the following.

C.4.1 Cylindrical glass tube with a stopcock at the bottom, about 20 mm inside diameter and 20 cm length.

C.4.2 Beaker, capacity 800 ml.

C.4.3 Glass wool.

C.5 Procedure

C.5.1 Preparation of the silver powder

Dissolve into a 800 ml beaker (C.4.2) 200 g silver nitrate (C.3.1) with 600 ml distilled water (C.3.7) and add a few drops of nitric acid (C.3.2). Put a sheet of copper metal (C.3.5) in this solution in order to precipitate metallic silver. The silver powder is separated from the sheet of copper and the solution. Then heat the silver powder in sulfuric acid (C.3.3) for 10 min, filter, wash with hot water and store in hydrochloric acid (C.3.4).

C.5.2 Reduction of Fe (III)

Fill the cylindrical tube (C.4.1) with some glass wool (C.4.3) at the bottom and then with the silver powder. Introduce 10 ml of the diluted test solution of Fe (III) into the silver column and discharge dropwise from the bottom to a conical flask which contains 5 ml saturated sodium hydrogen carbonate solution (C.3.6). Add 100 ml of hydrochloric acid (C.3.4) to the silver column. Then titrate the reduced iron solution with potassium dichromate as given in B.1.1.5.2.

Annex D (informative)

Determination of cadmium, chromium, nickel and lead (inductively coupled plasma optical emission spectrometry (ICP/OES))

D.1 General

This method is suitable for the determination of cadmium, chromium, nickel and lead in iron salts and iron solutions.

The suitable concentration ranges of this method are:

- Cd : 1 mg/kg to 50 mg/kg;
- Cr : 1 mg/kg to 50 mg/kg;
- Ni : 1 mg/kg to 50 mg/kg;
- Pb : 1 mg/kg to 50 mg/kg.

For higher concentrations the sample solution should be diluted.

D.2 Principle

The basis of this method is the measurement of atomic emission by an optical spectroscopy technique. Sample solutions are nebulized and the aerosol, that is produced with argon gas, is transported to the plasma torch where excitation occurs. Characteristic atomic line emission spectra are produced by an inductively coupled plasma (ICP). The spectra are dispersed by a grating spectrometer and the intensities of the lines are monitored by photomultiplier tubes. The concentrations are calculated by means of calibration curves.

D.3 Reagents

All reagents should be of a recognized analytical grade and the water used should conform to the grade 3 in accordance with EN ISO 3696.

D.3.1 Hydrochloric acid (HCl), solution, mass fraction 30 %.

D.3.2 Element stock, solutions c_0 (Cd, Cr, Ni, Pb) = 1 g/l.

D.3.3 Multi-element standard solution, to be prepared by pipetting 10 ml of each of the element stock solutions (D.3.2) to one 1 000 ml volumetric flask, adding 10 ml hydrochloric acid (D.3.1) and filling up to the mark with water.

The concentration c_1 of the multi-element standard solution will be Cd: 10 mg/l, Cr: 10 mg/l, Ni: 10 mg/l and Pb: 10 mg/l.

D.3.4 Multi-element reference solutions, to be prepared by pipetting 1 ml, 5 ml, 10 ml, 20 ml and 50 ml of the multi-element standard solution (D.3.3) into a series of 100 ml volumetric flasks, adding 25 ml hydrochloric acid (D.3.1) and filling up with water.

The Cd, Cr, Ni and Pb concentrations of the multi-element reference solutions will be 0,1 mg/l, 0,5 mg/l, 1 mg/l, 2 mg/l and 5 mg/l.

D.3.5 Sample blank solution.

D.4 Apparatus

Ordinary laboratory apparatus and glassware together with the following:

D.4.1 ICP optical emission spectrometer.

D.4.2 Argon gas supply.

D.5 Procedure

D.5.1 Spectrometer settings

Adjust the operating parameters of the ICP optical emission spectrometer in accordance with the operating manual issued by the manufacturer. Sensitivity, instrumental detection limit, precision, linear dynamic range and interference effects should be investigated and established for each individual analyte line on that particular instrument. It is the responsibility of the analyst to verify that the instrument configuration and operating conditions used satisfy the analytical requirements and to maintain quality control data confirming instrument performance and analytical results.

A background correction procedure is highly recommended. The analytical lines at wavelength:

- Cd : 228,80 nm;
- Cr : 357,87 nm;
- Ni : 231,60 nm;
- Pb : 220,35 nm

are suitable for the determination of these elements in an iron matrix.

D.5.2 Calibration, measurement and calculation of the elements cadmium, chromium, nickel and lead

An analytical program is designed to calibrate and measure cadmium, chromium, nickel and lead in the iron salt solution. To provide the calibration curves measure the blank solution (D.3.5) and the five multi-element reference solutions (D.3.4). Subtract the emission intensities from the blank solution from the reference solutions. These corrected emission intensities versus the concentrations are the calibration functions which are calculated by means of regression analysis.

Spray the sample solution (5.2.3.1.5) with argon gas (D.4.2) in a well adjusted and calibrated ICP-optical emission spectrometer (D.4.1). Run the analytical program and record the results.

The cadmium, chromium, nickel and lead concentrations (C_s) of the iron solutions in milligrams per kilogram iron product are calculated using the following formula:

$$C_s = C_e \times 10 \quad (11)$$

where

C_e is the element concentration in milligrams per litre in the sample solution.

NOTE The following formula gives the relation between the concentration C_f in milligrams per kilogram of Fe (III) and the concentration C_s in milligrams per kilogram of product: $C_f = C_s \times 100 / C_{(III)}$.

Annex E (normative)

General rules relating to safety

E.1 Rules for safe handling and use

The supplier shall provide current safety instructions.

E.2 Emergency procedures

E.2.1 First aid

In case of contact with skin, wash the affected area with water.

In case of contact with eyes, rinse with water and seek medical advice.

If swallowed, provided patient is conscious, wash out the mouth with water and give 5 % (*m/m*) sodium bicarbonate solution followed by a demulcent such as milk. Seek medical advice.

E.2.2 Spillage

Small spillage: wash away with large quantities of water.

Large spillage: neutralize with lime or soda ash, then dispose of according to local regulations. Water may be used if washings can go to drain. Immediately inform police and local authorities if product has entered public drains or waterways.

E.2.3 Fire

Product is not combustible. However, in contact with metals, iron (III) sulfate can liberate the flammable gas hydrogen.

Bibliography

- [1] 98/83/EC: Council Directive of 3rd November 1998 on the Quality of Water intended for Human Consumption.
- [2] Regulation (EC) No 1272/2008 of the European Parliament and of the Council of 16 December 2008 on classification, labelling and packaging of substances and mixtures, amending and repealing Directives 67/548/EEC and 1999/45/EC, and amending Regulation (EC) No 1907/2006 (REACH).
- [3] Directive 1999/45/EC of the European Parliament and of the Council of 31 May 1999 concerning the approximation of the laws, regulations and administrative provisions of the Member States relating to the classification, packaging and labelling of dangerous preparations.

British Standards Institution (BSI)

BSI is the independent national body responsible for preparing British Standards and other standards-related publications, information and services. It presents the UK view on standards in Europe and at the international level.

BSI is incorporated by Royal Charter. British Standards and other standardisation products are published by BSI Standards Limited.

Revisions

British Standards and PASs are periodically updated by amendment or revision. Users of British Standards and PASs should make sure that they possess the latest amendments or editions.

It is the constant aim of BSI to improve the quality of our products and services. We would be grateful if anyone finding an inaccuracy or ambiguity while using British Standards would inform the Secretary of the technical committee responsible, the identity of which can be found on the inside front cover. Similar for PASs, please notify BSI Customer Services.

Tel: +44 (0)20 8996 9001 Fax: +44 (0)20 8996 7001

BSI offers BSI Subscribing Members an individual updating service called PLUS which ensures that subscribers automatically receive the latest editions of British Standards and PASs.

Tel: +44 (0)20 8996 7669 Fax: +44 (0)20 8996 7001

Email: plus@bsigroup.com

Buying standards

You may buy PDF and hard copy versions of standards directly using a credit card from the BSI Shop on the website www.bsigroup.com/shop. In addition all orders for BSI, international and foreign standards publications can be addressed to BSI Customer Services.

Tel: +44 (0)20 8996 9001 Fax: +44 (0)20 8996 7001

Email: orders@bsigroup.com

In response to orders for international standards, BSI will supply the British Standard implementation of the relevant international standard, unless otherwise requested.

Information on standards

BSI provides a wide range of information on national, European and international standards through its Knowledge Centre.

Tel: +44 (0)20 8996 7004 Fax: +44 (0)20 8996 7005

Email: knowledgecentre@bsigroup.com

BSI Subscribing Members are kept up to date with standards developments and receive substantial discounts on the purchase price of standards. For details of these and other benefits contact Membership Administration.

Tel: +44 (0)20 8996 7002 Fax: +44 (0)20 8996 7001

Email: membership@bsigroup.com

Information regarding online access to British Standards and PASs via British Standards Online can be found at www.bsigroup.com/BSOL

Further information about British Standards is available on the BSI website at www.bsi-group.com/standards

Copyright

All the data, software and documentation set out in all British Standards and other BSI publications are the property of and copyrighted by BSI, or some person or entity that own copyright in the information used (such as the international standardisation bodies) has formally licensed such information to BSI for commercial publication and use. Except as permitted under the Copyright, Designs and Patents Act 1988 no extract may be reproduced, stored in a retrieval system or transmitted in any form or by any means – electronic, photocopying, recording or otherwise – without prior written permission from BSI. This does not preclude the free use, in the course of implementing the standard, of necessary details such as symbols, and size, type or grade designations. If these details are to be used for any other purpose than implementation then the prior written permission of BSI must be obtained. Details and advice can be obtained from the Copyright & Licensing Department.

Tel: +44 (0)20 8996 7070

Email: copyright@bsigroup.com

BSI

389 Chiswick High Road London W4 4AL UK

Tel +44 (0)20 8996 9001

Fax +44 (0)20 8996 7001

www.bsigroup.com/standards