

BS EN ISO 18490:2015



BSI Standards Publication

Non-destructive testing — Evaluation of vision acuity of NDT personnel

bsi.

...making excellence a habit.™

National foreword

This British Standard is the UK implementation of EN ISO 18490:2015.

The UK participation in its preparation was entrusted to Technical Committee WEE/46, Non-destructive testing.

A list of organizations represented on this committee can be obtained on request to its secretary.

This publication does not purport to include all the necessary provisions of a contract. Users are responsible for its correct application.

© The British Standards Institution 2015. Published by BSI Standards Limited 2015

ISBN 978 0 580 81370 2

ICS 03.100.30; 11.040.70; 19.100

Compliance with a British Standard cannot confer immunity from legal obligations.

This British Standard was published under the authority of the Standards Policy and Strategy Committee on 30 June 2015.

Amendments issued since publication

Date	Text affected
------	---------------

EUROPEAN STANDARD

EN ISO 18490

NORME EUROPÉENNE

EUROPÄISCHE NORM

June 2015

ICS 03.100.30; 11.040.70; 19.100

English Version

Non-destructive Testing - Evaluation of vision acuity of NDT personnel (ISO 18490:2015)

Essais non destructifs - Evaluation de l'acuité visuelle du
personnel END (ISO 18490:2015)

Zerstörungsfreie Prüfung - Bestimmung der Sehfähigkeit
von ZfP-Personal (ISO 18490:2015)

This European Standard was approved by CEN on 12 March 2015.

CEN members are bound to comply with the CEN/CENELEC Internal Regulations which stipulate the conditions for giving this European Standard the status of a national standard without any alteration. Up-to-date lists and bibliographical references concerning such national standards may be obtained on application to the CEN-CENELEC Management Centre or to any CEN member.

This European Standard exists in three official versions (English, French, German). A version in any other language made by translation under the responsibility of a CEN member into its own language and notified to the CEN-CENELEC Management Centre has the same status as the official versions.

CEN members are the national standards bodies of Austria, Belgium, Bulgaria, Croatia, Cyprus, Czech Republic, Denmark, Estonia, Finland, Former Yugoslav Republic of Macedonia, France, Germany, Greece, Hungary, Iceland, Ireland, Italy, Latvia, Lithuania, Luxembourg, Malta, Netherlands, Norway, Poland, Portugal, Romania, Slovakia, Slovenia, Spain, Sweden, Switzerland, Turkey and United Kingdom.



EUROPEAN COMMITTEE FOR STANDARDIZATION
COMITÉ EUROPÉEN DE NORMALISATION
EUROPÄISCHES KOMITEE FÜR NORMUNG

CEN-CENELEC Management Centre: Avenue Marnix 17, B-1000 Brussels

Foreword

This document (EN ISO 18490:2015) has been prepared by Technical Committee CEN/TC 138 "Non-destructive testing", the secretariat of which is held by AFNOR, in collaboration with Technical Committee ISO/TC 135 "Non-destructive testing".

This European Standard shall be given the status of a national standard, either by publication of an identical text or by endorsement, at the latest by December 2015, and conflicting national standards shall be withdrawn at the latest by December 2015.

Attention is drawn to the possibility that some of the elements of this document may be the subject of patent rights. CEN [and/or CENELEC] shall not be held responsible for identifying any or all such patent rights.

According to the CEN-CENELEC Internal Regulations, the national standards organizations of the following countries are bound to implement this European Standard: Austria, Belgium, Bulgaria, Croatia, Cyprus, Czech Republic, Denmark, Estonia, Finland, Former Yugoslav Republic of Macedonia, France, Germany, Greece, Hungary, Iceland, Ireland, Italy, Latvia, Lithuania, Luxembourg, Malta, Netherlands, Norway, Poland, Portugal, Romania, Slovakia, Slovenia, Spain, Sweden, Switzerland, Turkey and the United Kingdom.

Endorsement notice

The text of ISO 18490:2015 has been approved by CEN as EN ISO 18490:2015 without any modification.

Contents

Page

Foreword	iv
Introduction	v
1 Scope	1
2 Normative references	1
3 Terms and definitions	1
4 Chart print quality	1
5 Health and safety	2
6 Personnel administering the test	2
7 Test charts	2
8 Test procedure	2
8.1 General.....	2
8.2 Illumination level.....	2
8.3 Eye to chart distance.....	3
8.4 Eyewear.....	3
8.5 Candidate's responses.....	3
8.6 The test.....	3
9 Acceptance level	3
Annex A (normative) Format and size of the optotypes	4
Annex B (normative) Spacing of the optotypes	7
Annex C (informative) Example test chart (Not to scale)	8

Foreword

ISO (the International Organization for Standardization) is a worldwide federation of national standards bodies (ISO member bodies). The work of preparing International Standards is normally carried out through ISO technical committees. Each member body interested in a subject for which a technical committee has been established has the right to be represented on that committee. International organizations, governmental and non-governmental, in liaison with ISO, also take part in the work. ISO collaborates closely with the International Electrotechnical Commission (IEC) on all matters of electrotechnical standardization.

The procedures used to develop this document and those intended for its further maintenance are described in the ISO/IEC Directives, Part 1. In particular the different approval criteria needed for the different types of ISO documents should be noted. This document was drafted in accordance with the editorial rules of the ISO/IEC Directives, Part 2 (see www.iso.org/directives).

Attention is drawn to the possibility that some of the elements of this document may be the subject of patent rights. ISO shall not be held responsible for identifying any or all such patent rights. Details of any patent rights identified during the development of the document will be in the Introduction and/or on the ISO list of patent declarations received (see www.iso.org/patents).

Any trade name used in this document is information given for the convenience of users and does not constitute an endorsement.

For an explanation on the meaning of ISO specific terms and expressions related to conformity assessment, as well as information about ISO's adherence to the WTO principles in the Technical Barriers to Trade (TBT), see the following URL: [Foreword — Supplementary information](#).

ISO 18490 was prepared by European Committee for Standardization (CEN) in collaboration with ISO/TC 135, *Non-destructive testing, SC 7, Personnel Qualification*, in accordance with the Agreement on technical cooperation between ISO and CEN (Vienna Agreement).

Introduction

Standards for NDT Personnel qualification and certification require that the visual acuity of inspection personnel is verified as being appropriate to their function. By meeting the near vision acuity level defined in this International Standard, such requirements of ISO 9712 and EN 4179 will be met. The purpose of this International Standard is to provide a detailed, standardised procedure for the evaluation of near vision acuity for such personnel under defined lighting conditions.

The test is not medical in nature and is intended to objectively ensure adequate near vision perception without reliance on reading ability or text identification. Because it is extremely difficult to demonstrate any equivalency in near vision tests, this International Standard has been prepared in order that an international system may be used without any need to demonstrate equivalence and is the recommended method of determining near vision acuity for NDT Personnel.

Non-destructive testing — Evaluation of vision acuity of NDT personnel

1 Scope

This International Standard specifies the form of the optotype, the quality requirements for the chart, the test procedure, and the acceptance level for near vision acuity of NDT personnel. It also addresses the qualification requirements for personnel permitted to carry out the test.

This International Standard only addresses near vision acuity under defined conditions similar to those encountered during routine NDT inspection. It does not address an individual's overall visual acuity and users are advised to consider the need for a general eye examination by specialist medical personnel to ensure general vision acuity is appropriate for job function.

This International Standard does not address colour vision requirements.

2 Normative references

The following documents, in whole or in part, are normatively referenced in this document and are indispensable for its application. For dated references, only the edition cited applies. For undated references, the latest edition of the referenced document (including any amendments) applies.

ISO 9712, *Non-destructive testing — Qualification and certification of NDT personnel*

EN 4179¹⁾ *Aerospace series — Qualification and approval of personnel for non-destructive testing*

3 Terms and definitions

For the purposes of this document, the terms and definitions given in ISO 9712 and EN 4179 and the following apply.

3.1

optotype

E shaped character of defined proportions and of various sizes that are used to verify near vision acuity

3.2

eyewear

any form of lens or protective transparent material placed or used between the human eye and the work piece during routine NDT inspection operations

4 Chart print quality

It is recognized that charts produced locally will have varying print quality and resolution. The chart design, including the two separate blocks of characters, and the procedure has been developed to ensure that meeting the defined level will demonstrate compliance. Failure to meet the defined level of acuity, in some cases, may be due to the quality of the test chart produced. Care should be exercised to ensure that the quality of the test chart is appropriate and where personnel fail to meet the required level, the quality of the chart should be reviewed before declaring that an individual has inadequate near vision.

1) Under a Memorandum of Understanding, this is identical to NAS 410: Certification and Qualification of Non destructive Test Personnel.

5 Health and safety

Care shall be exercised when measuring or verifying the eye to chart distances.

6 Personnel administering the test

Personnel administering the near vision acuity test shall be trained and familiar with the requirements before administering this test and be designated by a Level 3. Such designation (including Level 3 self-designation) shall be made in writing and form as part of the formal records for that individual.

Medical personnel including optometrists are not exempt from this requirement.

7 Test charts

Test charts shall be prepared in accordance with this International Standard. Charts shall be printed in black ink on white paper of an adequate quality and using equipment that ensures the print quality is suitable for the purpose. Charts shall be printed in black ink on white paper using equipment that ensures the print quality is suitable for the purpose. The printing equipment and the paper used shall be of an adequate quality for the purpose. This shall be verified practically by using magnification. The two blocks of optotypes (see [Annex A](#)) have been developed to accommodate the different types of printing equipment commonly encountered. The block which prints best shall be used. This can be determined under good lighting conditions using approximately 10× magnification. Inspect lines 9 and 10 and verify that the lines forming the limbs of the E characters on line 9 are all continuous and of an even appearance. There shall not be any spread of the print material such that the gaps between the limbs are not visible. Line 10 characters may not all be perfectly formed due to the very small size and since it is not necessary to distinguish this line for compliance, the quality of this line does not form part of the acceptance criteria for the chart. It is, however, required that the overall shape of each optotype shall be discernible under magnification with the limbs and gaps being evident.

The size of the optotype is important and the prepared charts include size verification marks. Printed charts shall be verified to be the correct size by measurement. The annotated 250 mm distance between the defined marks shall be measured and shall not be less than 245 mm nor be more than 255 mm. Printing errors could affect vertical and horizontal scaling differently; therefore, before use, it shall be verified that the basic shape of the individual optotype characters is square. This may be verified on the larger characters.

Prepared charts shall comprise two blocks each having 10 lines of 5 optotypes. The height of each line, *h*, in mm, shall be as shown in [Table A.1](#) and the spacing of the optotypes shall be as shown in [Annex B](#). Each individual optotype shall be randomly orientated by rotating by a multiple of 90°. There shall be no other printing or marking within or near to the optotype blocks. An example chart is shown in [Annex C](#). The actual chart to be administered to a candidate shall not be made available to that person prior to the test. A number of charts with different sequences of optotypes shall be used to ensure objective testing. Demonstration charts may be provided to show what will be required during the test.

8 Test procedure

8.1 General

Prior to the test being carried out, it is necessary to ensure that properly prepared charts of verified quality are available. Tests shall be administered at a pace and in a manner that puts the candidate at ease.

8.2 Illumination level

The test shall be administered under controlled lighting conditions. Visible, white light, minimum 500 lx, maximum 750 lx shall be used to evenly illuminate the chart. This shall be measured at the position of the chart using a calibrated visible light meter. Some ambient light in the surrounding area may be beneficial

but this should be lower than the test level. Higher levels of background may adversely affect results. Spurious light sources, bright objects, etc. should not be present within the field of view of the candidate.

8.3 Eye to chart distance

The chart shall be positioned perpendicular to the line of sight on a flat surface and the candidate shall move towards the chart to the test distance of 400 ± 25 mm. At no time shall the candidate be permitted to get closer to the chart. A ruler or gauge stick may be used to verify the test distance; while traceable calibration is not required, the accuracy of measurement shall be appropriate.

8.4 Eyewear

Candidates shall wear the same eyewear, if any, as used during routine NDT inspection. This may be personal protective equipment and/or corrective lenses. Lenses used during an eye examination and not intended for regular use shall not be permitted.

Where corrective lenses are necessary to achieve the required level of near vision acuity, this shall be specifically recorded as part of the results of the test.

8.5 Candidate's responses

It is expected that the candidate will be able to identify the orientation of each of the individual optotypes. The normal response will be to define where the open end of the E character is, so responses of "UP, DOWN, LEFT, and RIGHT" would most frequently be used. However, any unambiguous form of response, verbal or visible, may be used. The candidate and the test administrator shall establish the method of communication prior to the administration of the test.

8.6 The test

The test shall be carried out under the conditions defined above and shall not be limited to a test of an individual eye. Both eyes shall be used together as for normal NDT inspection. Limited or no vision in one eye does not preclude a candidate from taking the test; however, care should be exercised to make sure that any other requirements for binocular vision are accommodated.

The test administrator will have established which of the two blocks of optotypes are to be administered as the test and the chart may optionally be identified by a pen line through the redundant block.

The candidate shall identify the characters starting from the left side of line 1 moving to the right until a response is given for each of the five characters. This shall be repeated for lines 2 onwards until the candidate reaches the limit of their capability.

Confidence can affect results and candidates shall be encouraged to provide answers even when they express some uncertainty in their ability to identify the characters. The larger characters should be easily identifiable and should be used to relax the candidate and ensure good communication between test administrator and candidate before the limit of acuity is reached. The test administrator should prepare a results sheet in advance or record the candidate's response in a manner that allows verification of correctness.

9 Acceptance level

Near vision acuity is considered acceptable where the candidate correctly identifies all the individual optotypes, 5 out of 5 on each line, for lines 1 to 9 inclusive.

When a candidate fails to achieve this, the test administrator shall verify that the test chart or test conditions were not the cause of failure before sending the candidate for further tests for corrective lenses or a more comprehensive assessment of near vision acuity. A further test shall be carried out using the prescribed corrective eyewear in the event of an initial failure.

Annex A (normative)

Format and size of the optotypes

Table A.1 — Size of the optotypes

Line number	1	2	3	4	5	6	7	8	9	10
Height, h, in mm	5,00	4,00	3,00	2,00	1,75	1,50	1,25	1,00	0,75	0,50

The format of the optotypes for the left hand block (Block A) and the right hand block (Block B) of the reading chart are shown in [Figures A.1](#) and [A.2](#).

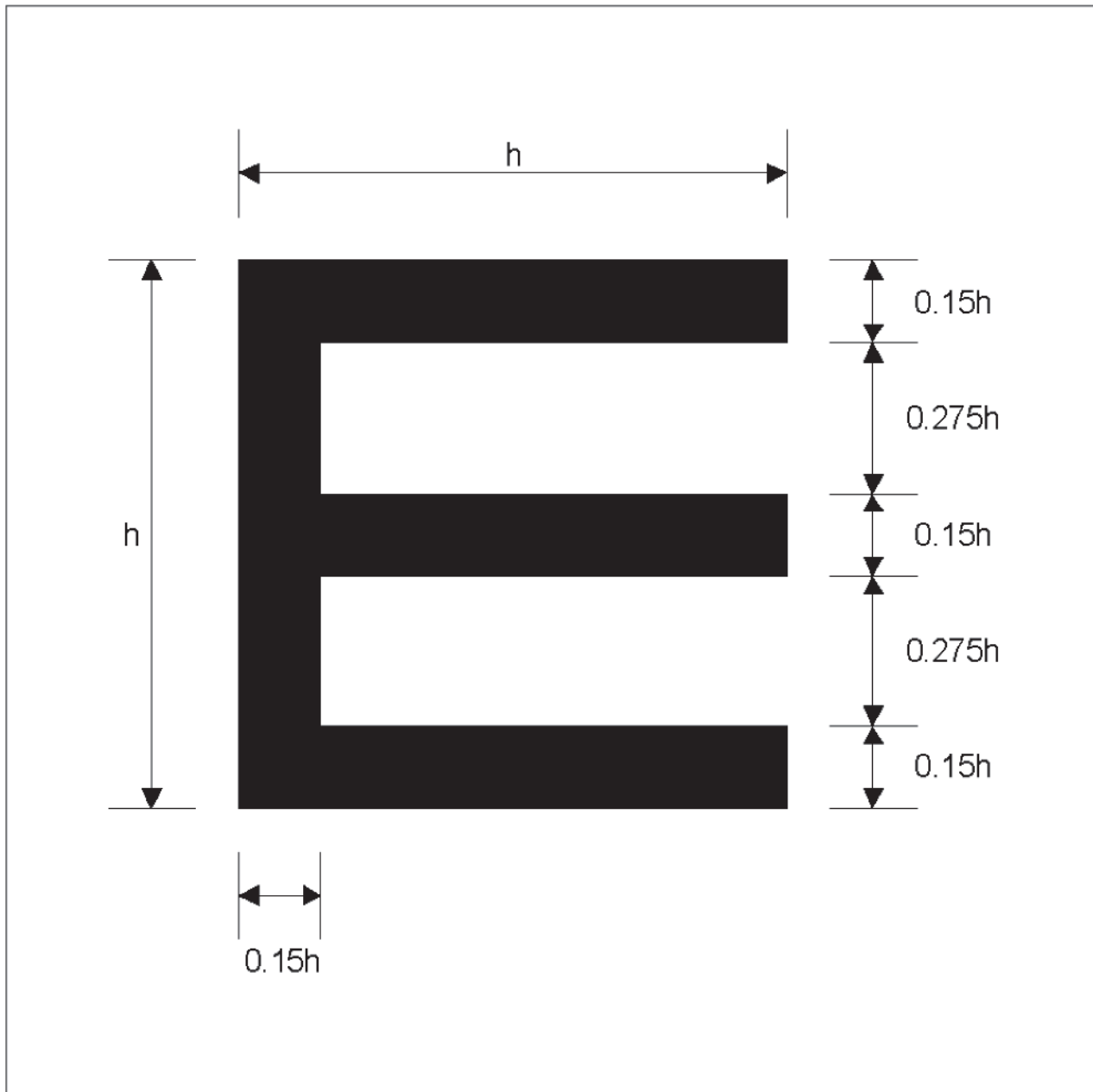


Figure A.1 — Optotype format Block A

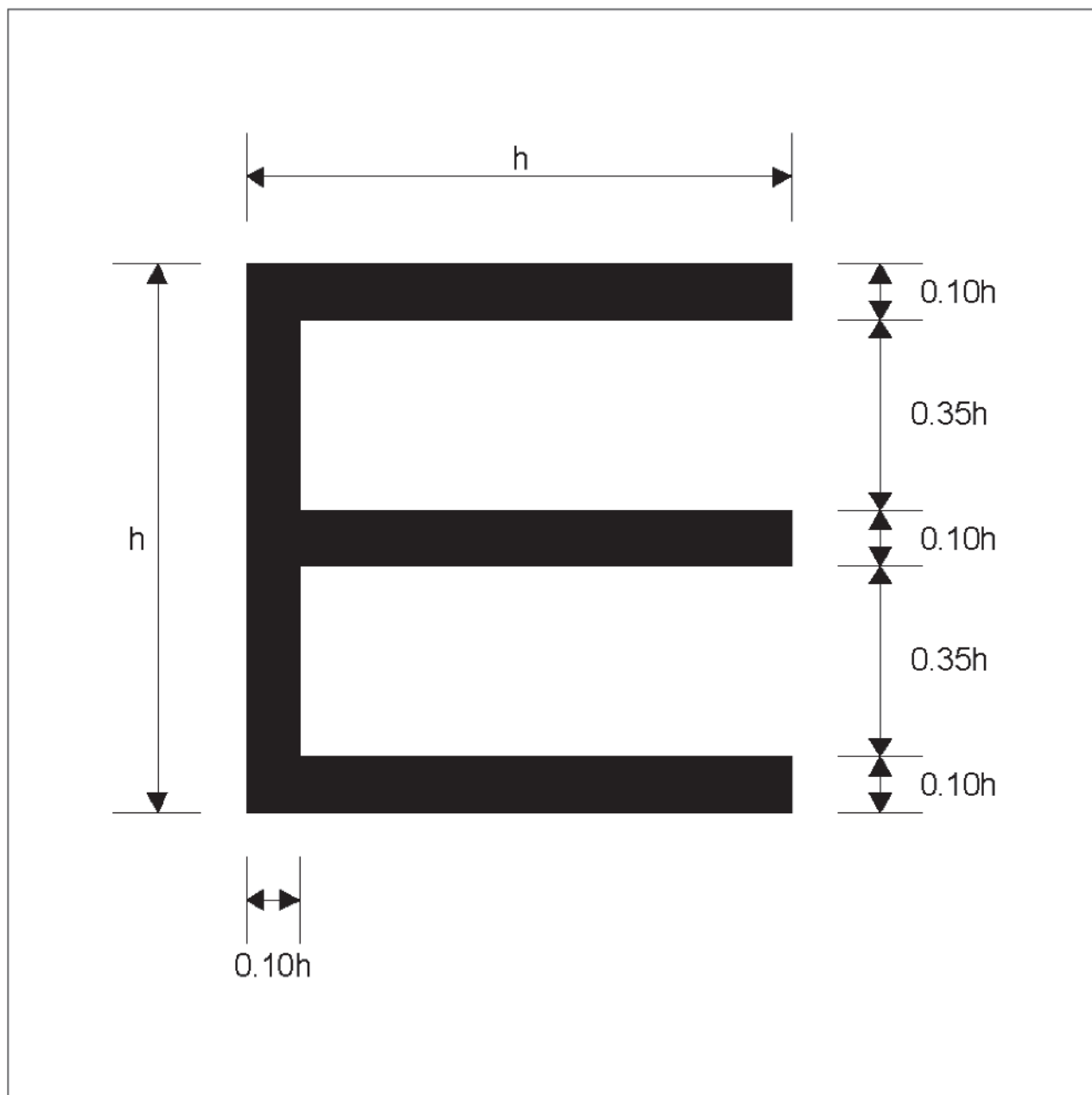
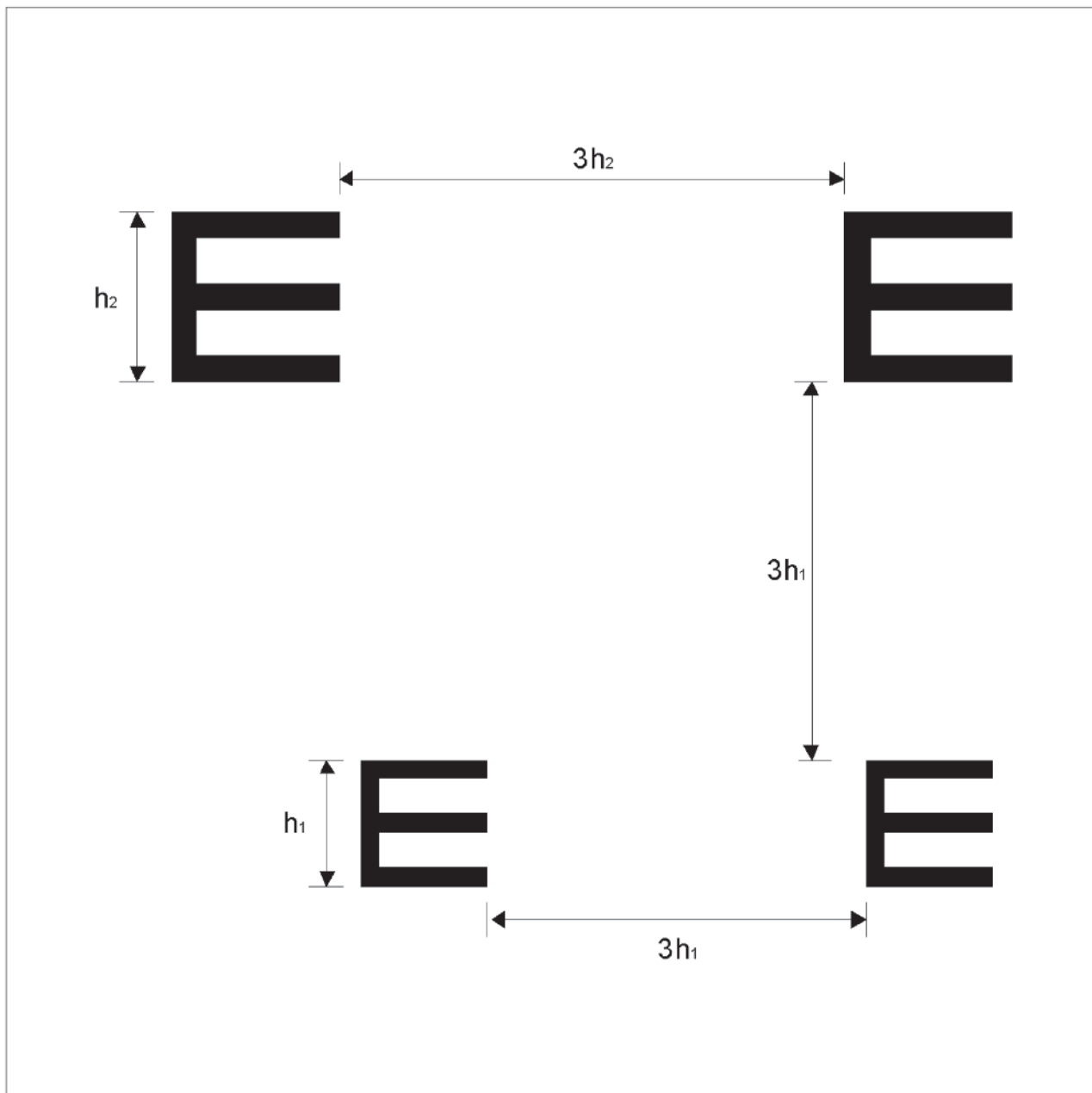


Figure A.2 — Optotype format Block B

Annex B (normative)

Spacing of the optotypes


The spacing of the optotypes for the two blocks is shown in the diagram below.



Annex C (informative)

Example test chart (Not to scale)

NDT Near Vision Acuity Test



British Standards Institution (BSI)

BSI is the national body responsible for preparing British Standards and other standards-related publications, information and services.

BSI is incorporated by Royal Charter. British Standards and other standardization products are published by BSI Standards Limited.

About us

We bring together business, industry, government, consumers, innovators and others to shape their combined experience and expertise into standards-based solutions.

The knowledge embodied in our standards has been carefully assembled in a dependable format and refined through our open consultation process. Organizations of all sizes and across all sectors choose standards to help them achieve their goals.

Information on standards

We can provide you with the knowledge that your organization needs to succeed. Find out more about British Standards by visiting our website at bsigroup.com/standards or contacting our Customer Services team or Knowledge Centre.

Buying standards

You can buy and download PDF versions of BSI publications, including British and adopted European and international standards, through our website at bsigroup.com/shop, where hard copies can also be purchased.

If you need international and foreign standards from other Standards Development Organizations, hard copies can be ordered from our Customer Services team.

Subscriptions

Our range of subscription services are designed to make using standards easier for you. For further information on our subscription products go to bsigroup.com/subscriptions.

With **British Standards Online (BSOL)** you'll have instant access to over 55,000 British and adopted European and international standards from your desktop. It's available 24/7 and is refreshed daily so you'll always be up to date.

You can keep in touch with standards developments and receive substantial discounts on the purchase price of standards, both in single copy and subscription format, by becoming a **BSI Subscribing Member**.

PLUS is an updating service exclusive to BSI Subscribing Members. You will automatically receive the latest hard copy of your standards when they're revised or replaced.

To find out more about becoming a BSI Subscribing Member and the benefits of membership, please visit bsigroup.com/shop.

With a **Multi-User Network Licence (MUNL)** you are able to host standards publications on your intranet. Licences can cover as few or as many users as you wish. With updates supplied as soon as they're available, you can be sure your documentation is current. For further information, email bsmusales@bsigroup.com.

BSI Group Headquarters

389 Chiswick High Road London W4 4AL UK

Revisions

Our British Standards and other publications are updated by amendment or revision.

We continually improve the quality of our products and services to benefit your business. If you find an inaccuracy or ambiguity within a British Standard or other BSI publication please inform the Knowledge Centre.

Copyright

All the data, software and documentation set out in all British Standards and other BSI publications are the property of and copyrighted by BSI, or some person or entity that owns copyright in the information used (such as the international standardization bodies) and has formally licensed such information to BSI for commercial publication and use. Except as permitted under the Copyright, Designs and Patents Act 1988 no extract may be reproduced, stored in a retrieval system or transmitted in any form or by any means – electronic, photocopying, recording or otherwise – without prior written permission from BSI. Details and advice can be obtained from the Copyright & Licensing Department.

Useful Contacts:

Customer Services

Tel: +44 845 086 9001

Email (orders): orders@bsigroup.com

Email (enquiries): cservices@bsigroup.com

Subscriptions

Tel: +44 845 086 9001

Email: subscriptions@bsigroup.com

Knowledge Centre

Tel: +44 20 8996 7004

Email: knowledgecentre@bsigroup.com

Copyright & Licensing

Tel: +44 20 8996 7070

Email: copyright@bsigroup.com



...making excellence a habit.™